

Coaxial Power Splitter/Combiner

ZC16PD-960+ ZC16PD-960

16 Way-0° 50Ω 890 to 960 MHz

Maximum Ratings

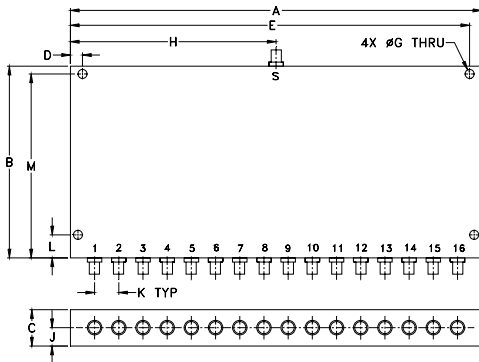
Operating Temperature	-55°C to 100°C
Storage Temperature	-55°C to 100°C
Power Input (as a splitter)	10W max.
Internal Dissipation	2.4W max.

Permanent damage may occur if any of these limits are exceeded.

Coaxial Connections

SUM PORT	S
PORT 1,2,3,.....,16	1,2,3,.....,16

Outline Drawing



Outline Dimensions (inch/mm)

A	B	C	D	E	F	G
8.50	3.95	.75	.250	8.250	-	.187
215.90	100.33	19.05	6.35	209.55	-	4.75
H	J	K	L	M	wt	
4.250	.38	.500	.475	3.475	grams	
107.95	9.65	12.70	12.07	88.27		710

Features

- high isolation, 28 dB typ.
- low insertion loss, 0.5 dB typ.
- excellent VSWR, 1.06:1 typ.
- up to 10W power input as splitter
- rugged shielded case

Applications

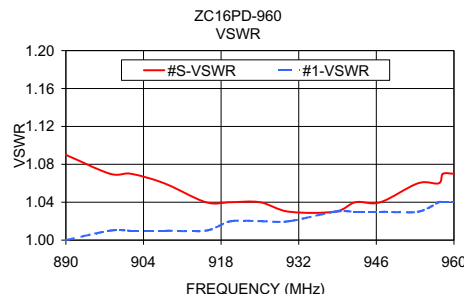
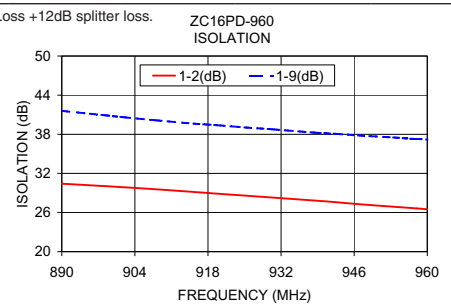
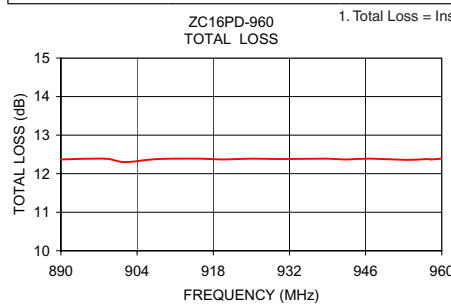
- UHF
- cellular
- communication systems

Electrical Specifications


FREQ. RANGE (MHz)	ISOLATION (dB)		INSERTION LOSS (dB) ABOVE 12 dB		AMPLITUDE UNBALANCE (dB)	VSWR (:1)			
	Typ.	Min.	Typ.	Max.		S		OUT	
f_L - f_U					Max.	Typ.	Max.	Typ.	Max.
890-960	28	20	0.5	1.0	0.5	1.06	1.3	1.06	1.2

Typical Performance Data

Freq. (MHz)	Total Loss ¹ (dB)	Amplitude Unbalance (dB)	Isolation (dB)		VSWR S	VSWR 1
	S-1		1-2	1-9		
890.00	12.37	0.24	30.43	41.59	1.09	1.00
898.00	12.39	0.24	30.07	40.94	1.07	1.01
901.75	12.30	0.22	29.88	40.62	1.07	1.01
907.75	12.38	0.25	29.58	40.17	1.06	1.01
915.25	12.39	0.23	29.16	39.64	1.04	1.01
919.75	12.37	0.25	28.89	39.39	1.04	1.02
925.00	12.39	0.24	28.61	39.06	1.04	1.02
930.25	12.38	0.25	28.30	38.77	1.03	1.02
938.50	12.39	0.26	27.83	38.25	1.03	1.03
942.25	12.37	0.24	27.60	38.08	1.04	1.03
946.75	12.39	0.25	27.29	37.83	1.04	1.03
953.50	12.36	0.26	26.89	37.51	1.06	1.03
957.25	12.38	0.24	26.68	37.30	1.06	1.04
958.00	12.37	0.26	26.63	37.28	1.07	1.04
960.00	12.39	0.25	26.51	37.19	1.07	1.04



electrical schematic



Mini-Circuits®
ISO 9001 ISO 14001 AS 9100 CERTIFIED
IF/RF MICROWAVE COMPONENTS

For detailed performance specs & shopping online see web site

P.O. Box 350166, Brooklyn, New York 11235-0003 (718) 934-4500 Fax (718) 332-4661 The Design Engineers Search Engine [minicircuits.com](http://www.minicircuits.com) Provides ACTUAL Data Instantly at [minicircuits.com](http://www.minicircuits.com)

Notes: 1. Performance and quality attributes and conditions not expressly stated in this specification sheet are intended to be excluded and do not form a part of this specification sheet. 2. Electrical specifications and performance data contained herein are based on Mini-Circuit's applicable established test performance criteria and measurement instructions. 3. The parts covered by this specification sheet are subject to Mini-Circuits standard limited warranty and terms and conditions (collectively, "Standard Terms"); Purchasers of this part are entitled to the rights and benefits contained therein. For a full statement of the Standard Terms and the exclusive rights and remedies thereunder, please visit Mini-Circuits' website at www.minicircuits.com/MCLStore/terms.jsp.

REV. A
M127604
ZC16PD-960
HY/TD/CP
100602