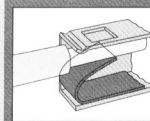
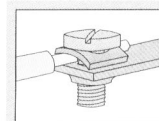




Dividable Terminal Strips





6
17

| | | | | |
|---|--|---|--|---|
| <p>* Push-wire connection ** Screw clamp connection</p> | <p>2 x 0.5 – 1.5 mm² s^u 1 x 0.75 – 2.5 mm² 400 V/4 kV/2 ① 18 A</p> | <p>2 x AWG 20–16 sol.* 1 x AWG 18–14** 300 V ②</p> | <p>2 x 0.5 – 1.5 mm² s^u 1 x 0.75 – 2.5 mm² 400 V/4 kV/2 ① 18 A</p> | <p>2 x AWG 20–16 sol.* 1 x AWG 18–14** 300 V ②</p> |
| | <p> 7 – 8 mm / 0.30 in</p> | | <p> 7 – 8 mm / 0.30 in</p> | |

* VDE IEC N CCA D P ②

* VDE IEC N CCA D P ②



- ① in grounded (earthed) supply systems
400 V = rated voltage
4 kV = rated surge voltage
2 = pollution degree
(see also section 10)
- ② Additional item-No. for standard markings on push-wire side .../001-000, same markings as on page 6.13
- ③ The ground (earth) contacts are factory-assembled. Please specify position when ordering. For terminal strips with marking and ground (earth) contact see examples on page 6.13
- ④ Suitable for mounting without tool

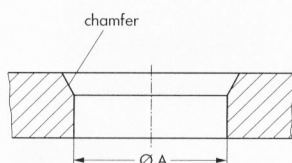


| Description | No. of poles | Item-No. | Pack.-unit pcs | No. of poles | Item-No. | Pack.-unit pcs |
|--|-------------------------------|------------------|----------------|--|------------------|----------------|
| Dividable terminal strips, with push-wire /screw clamp connection for screw or screwless fixing (WAGO pins); with snap-in mounting foot for fixing in holes 3.5 mm Ø, fixing plate thickness 0.6 mm – 1.2 mm ground (earth) contact, snap-in type (add. item-No. see below) | Terminal strips, white | | | Terminal strips with snap-in mounting feet, white | | |
| | 1 | 274-101 | 1000 | 1 | 274-201 | 1000 |
| | 2 | 274-102 ② | 1000 | 2 | 274-202 ② | 1000 |
| | 3 | 274-103 ② | 500 | 3 | 274-203 ② | 500 |
| | 4 | 274-104 ② | 500 | 4 | 274-204 ② | 500 |
| | 5 | 274-105 ② | 250 | 5 | 274-205 ② | 250 |
| | 6 | 274-106 | 100 | 6 | 274-206 | 100 |
| | 7 | 274-107 | 60 | 7 | 274-207 | 60 |
| | 8 | 274-108 | 60 | 8 | 274-208 | 60 |
| | 9 | 274-109 | 60 | 9 | 274-209 | 60 |
| | 10 | 274-110 | 40 | 10 | 274-210 | 40 |
| | 11 | 274-111 | 40 | 11 | 274-211 | 40 |
| | 12 | 274-112 | 40 | 12 | 274-212 | 40 |

Add. item-No. for snap-in ground:
(earth) contact **274-103/2...-000 ③**

Accessories (for marking accessories see section 9.)


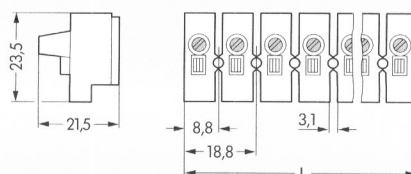
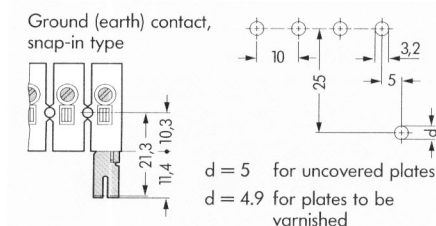
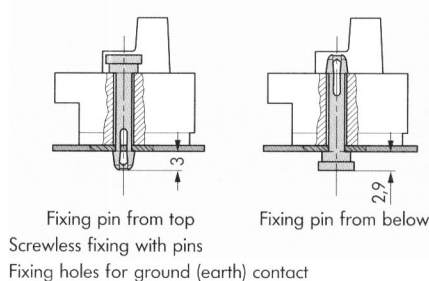
| | | | | | |
|--|--|------------------------------------|------|----------------|---|
|  | Pins, for plate thickness | 1 mm / 0.039 in 271-702 | 1000 | | |
| | | 1 mm / 0.039 in 271-711 ④ | 1000 | | |
| | | 1.5 mm / 0.059 in 271-712 ④ | 1000 | | |
|  | Assembly tool, for terminal blocks with snap-in ground (earth) contact | 249-100 | 1 | 249-100 | 1 |



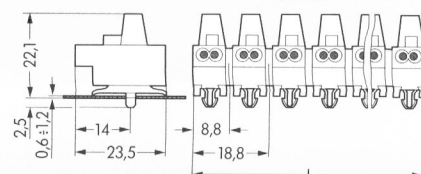
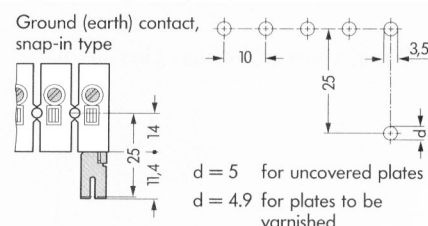
A = 3.2 mm for pins
A = 3.5 mm for terminal strips with fixing foot
Dimensions of fixing holes

Dimensions (in mm)

| No. of poles | Dim. L (mm) ⁺¹² |
|--------------|----------------------------|
| 1 | 7.6 |
| 2 | 17.6 |
| 3 | 27.6 |
| 4 | 37.6 |
| 5 | 47.6 |
| 6 | 57.6 |
| 7 | 67.6 |
| 8 | 77.6 |
| 9 | 87.6 |
| 10 | 97.6 |
| 11 | 107.6 |
| 12 | 117.6 |



Fixing holes for ground (earth) contact



* For further approvals with corresponding ratings see pages 10.3 ff.