

Straight through hole type male connector for PCB (Kink-formed contact type) FFC-()ASM4BR+

RoHS

2.54 mm pitch connector

For PCB

Straight Through hole



● Configuration of product Part No.

FFC- () ASM 4 B R+

① ② ③ ④ ⑤ ⑥

① Series name

② No. of contacts: 1–35

③ Type of contact

ASM: 0.635 mm square contacts,
single row type, contact
structure is designed to
prevent flux entry during
contact soldering.

④ Contact plating

4: Gold plate

⑤ Insulator color

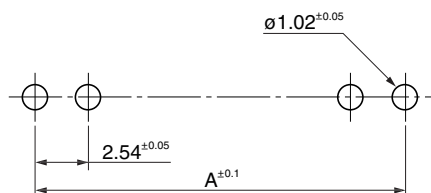
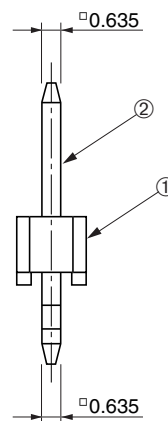
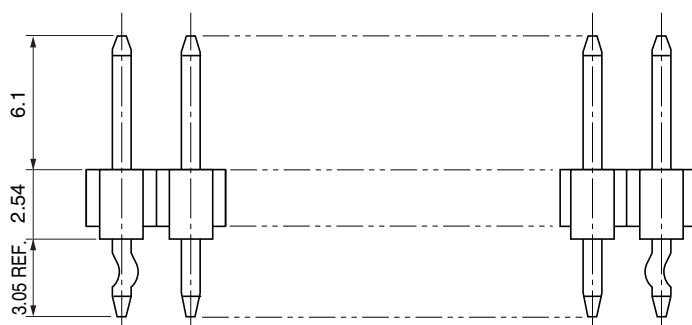
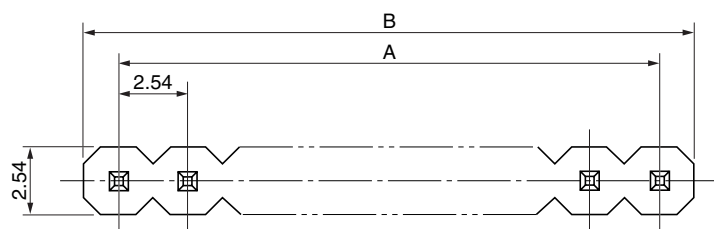
B: Black

⑥ Type of through hole portion of contact

R: Kink-formed contact (the left-
and right-most contacts)

● Dimensions

No. of contacts	A	B
1	—	2.54
2	2.54	5.08
3	5.08	7.62
4	7.62	10.16
5	10.16	12.70
6	12.70	15.24
7	15.24	17.78
8	17.78	20.32
9	20.32	22.86
10	22.86	25.40
11	25.40	27.94
12	27.94	30.48
13	30.48	33.02
14	33.02	35.56
15	35.56	38.10
16	38.10	40.64
17	40.64	43.18
18	43.18	45.72
19	45.72	48.26
20	48.26	50.80
21	50.80	53.34
22	53.34	55.88
23	55.88	58.42
24	58.42	60.96
25	60.96	63.50
26	63.50	66.04
27	66.04	68.58
28	68.58	71.12
29	71.12	73.66
30	73.66	76.20
31	76.20	78.74
32	78.74	81.28
33	81.28	83.82
34	83.82	86.36
35	86.36	88.90



Recommended PCB layout

● Components

①	Insulator
②	Contact

Mating connectors: DIC series or HKP series female connector