

Pin Headers
PCB Mount, 2.0mm Pitch

Product Specification:

Materials and Finish

Insulator: Glass-reinforce thermoplastic, UL-94V-0 rated, color-black

Contact: Phosphor Bronze per QQ-B-750, plated full 100µ" tin/lead or selected gold in mating area; 100µ" min. tin-lead on termination area, with entire contact under-plated 50µ" min. nickel

Electrical

Contact Resistance: 30 milliohms max. at 1 ampere DC

Insulation Resistance: 1000 megohms at 500 VDC

Dielectric Withstanding Voltage: 500 VAC/rms 60Hz for one minute

Current Rating: 1 ampere per contact

Voltage Rating: 250 VAC/rms 60Hz

Mechanical

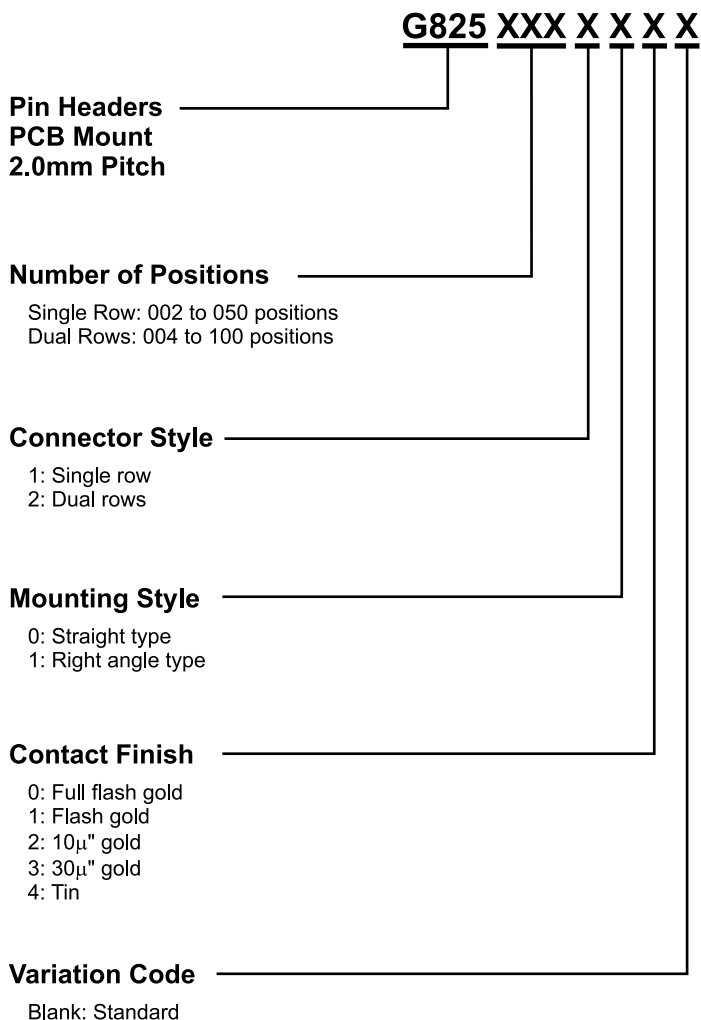
Contact Retention: 2.0 kgs minimum per contact

Durability: See page 9

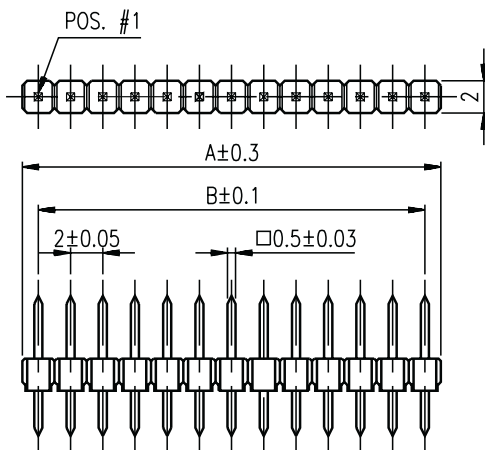

Related Product Data

PC Board Layout: See page 39

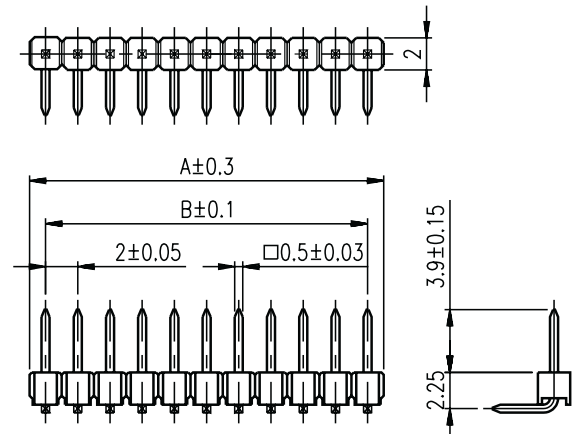
Ordering Information:



Pin Headers
PCB Mount, Single Row, 2.0mm Pitch



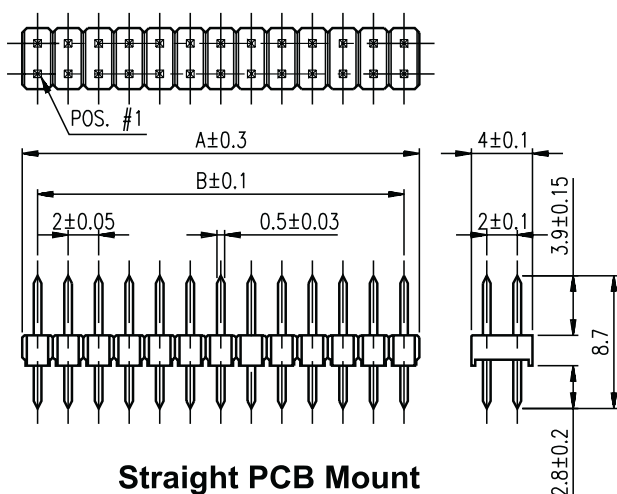
Straight PCB Mount



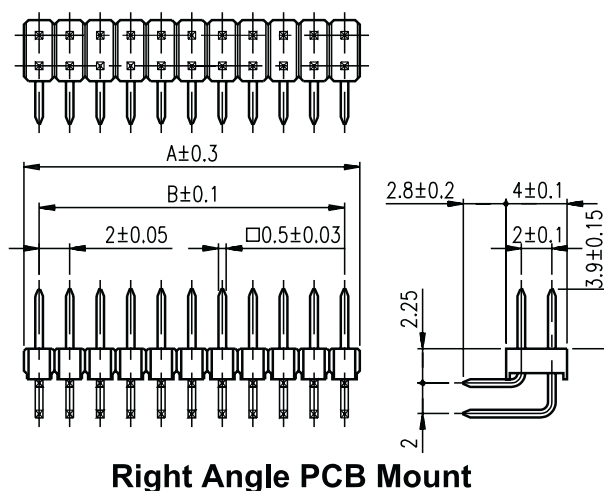
Right Angle PCB Mount

No. of Positions	Dimensions (mm)		No. of Positions	Dimensions (mm)		No. of Positions	Dimensions (mm)	
	A	B		A	B		A	B
2	4	2	19	38	36	36	72	70
3	6	4	20	40	38	37	74	72
4	8	6	21	42	40	38	76	74
5	10	8	22	44	42	39	78	76
6	12	10	23	46	44	40	80	78
7	14	12	24	48	46	41	82	80
8	16	14	25	50	48	42	84	82
9	18	16	26	52	50	43	86	84
10	20	18	27	54	52	44	88	86
11	22	20	28	56	54	45	90	88
12	24	22	29	58	56	46	92	90
13	26	24	30	60	58	47	94	92
14	28	26	31	62	60	48	96	94
15	30	28	32	64	62	49	98	96
16	32	30	33	66	64	50	100	98
17	34	32	34	68	66			
18	36	34	35	70	68			

Pin Headers PCB Mount, Dual Rows, 2.0mm Pitch



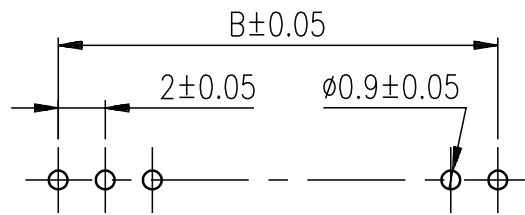
Straight PCB Mount



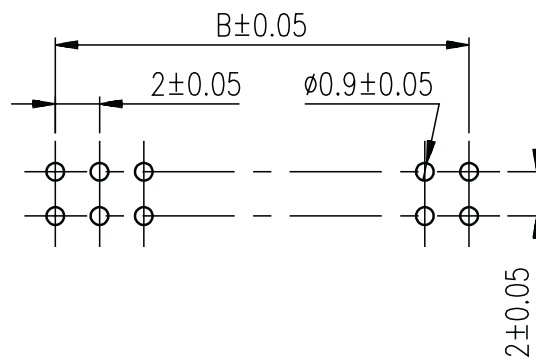
Right Angle PCB Mount

No. of Positions	Dimensions (mm)		No. of Positions	Dimensions (mm)		No. of Positions	Dimensions (mm)	
	A	B		A	B		A	B
4	4	2	38	38	36	72	72	70
6	6	4	40	40	38	74	74	72
8	8	6	42	42	40	76	76	74
10	10	8	44	44	42	78	78	76
12	12	10	46	46	44	80	80	78
14	14	12	48	48	46	82	82	80
16	16	14	50	50	48	84	84	82
18	18	16	52	52	50	86	86	84
20	20	18	54	54	52	88	88	86
22	22	20	56	56	54	90	90	88
24	24	22	58	58	56	92	92	90
26	26	24	60	60	58	94	94	92
28	28	26	62	62	60	96	96	94
30	30	28	64	64	62	98	98	96
32	32	30	66	66	64	100	100	98
34	34	32	68	68	66			
36	36	34	70	70	68			

Recommended PCB Layouts
Pin Headers, 2.0mm Pitch



Single Row



Dual Rows