

INTRODUCTION:

Adam Tech Micro and Sub-Micro headers are fine pitch board-to-board connectors consisting of male and female headers. They are precision designed and manufactured for surface mount applications with hi-temp insulators and optional tape and reel packaging. These series are ideal for use when space and weight are key factors.

FEATURES:

- ☐ Low profile and compact for high density packaging
- ☐ Hi-Temp insulators
- ☐ Suitable for pass thru applications
- ☐ Gold, tin or selective gold plating
- ☐ Surface mount or thru-hole leads

MATING OPTIONS:

Mates with Adam Tech MPH, MRS or SPH, SRS Series

SPECIFICATIONS:

Insulator: Liquid Crystal Polymer (LCP), glass reinforced thermoplastic, rated UL 94V-0

Contacts: Phosphor Bronze

Plating:

U = 5 μ in gold nom. (optional 30 μ in) to MIL-G-45204, Type II, Grade C over 50 μ in nickel underplate to QQ-N-290, Class 2, Grade C

SG = 5 μ in gold nom. (optional 30 μ in) on mating length to MIL-G-45204, Type II, Grade C, 100 μ in. tin-lead to MIL-P-81728 on solder-tails

T = 100 μ in tin-lead to MIL-P-81728, Type 1 over 50 μ in copper underplate to MIL-C-14550

Electrical:

Operation voltage: 250 VAC max

Current rating: 2 Amps max

Contact resistance: 20 m Ω max

Insulation resistance: 1000 M Ω min @ 650 VDC between adjacent contacts (75°F and 50% R.H.)

Dielectric withstanding voltage: 650 VDC min rms (sea level)

Mechanical:

Pin pushout force: 2 lbs. min

Mating durability: 1000 cycles min

Soldering processes: Wave, Vapor-Phase or IR Reflow

Environmental:

Operating temperature: -65°C to +125°C

Processing temperature: 230°C for 60 sec.

PACKAGING:

Anti-static plastic bags or trays

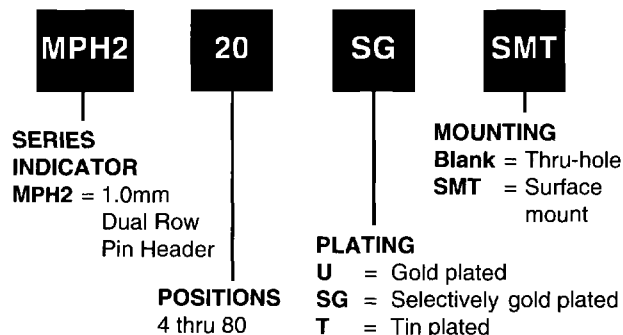
APPROVALS AND CERTIFICATIONS:

Recognized under the component program of Underwriters Laboratories, Inc. No. E167232

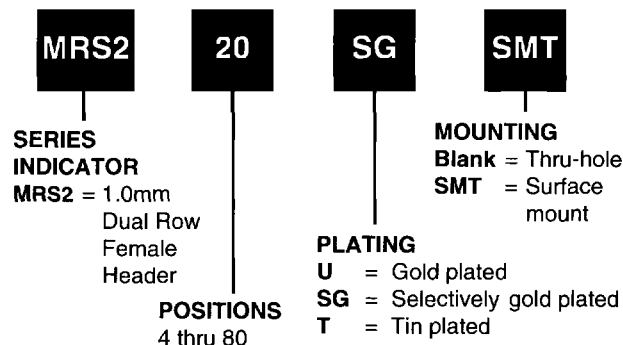
Certified by Canadian Standards Association No. LR75112



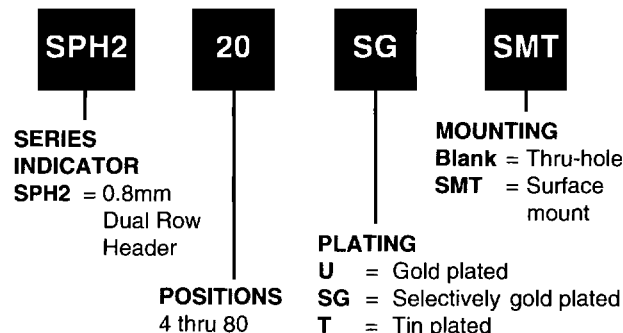
ORDERING INFORMATION



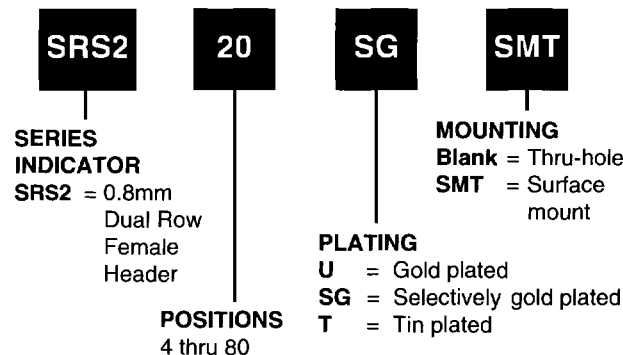
ORDERING INFORMATION



ORDERING INFORMATION

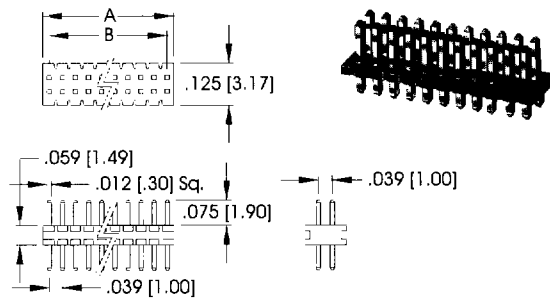


ORDERING INFORMATION

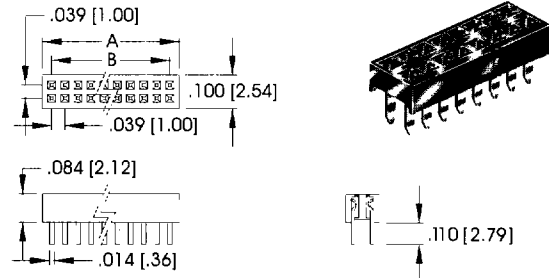


1mm MICRO HEADERS

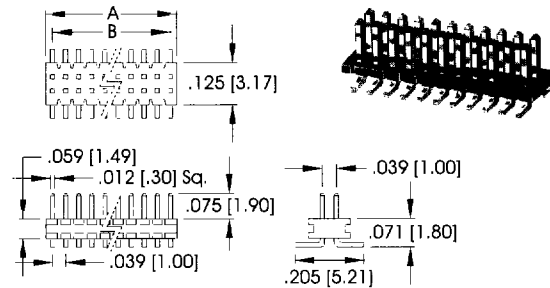
1mm MALE HEADER - MPH2



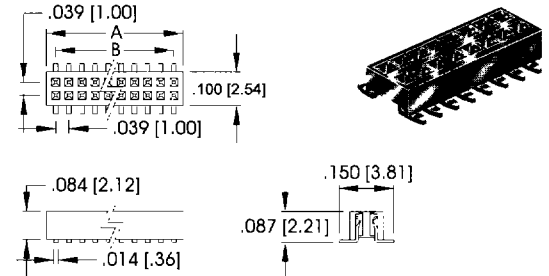
1mm FEMALE HEADER - MRS2



1mm MALE HEADER - SMT - MPH2



1mm FEMALE HEADER - SMT - MRS2

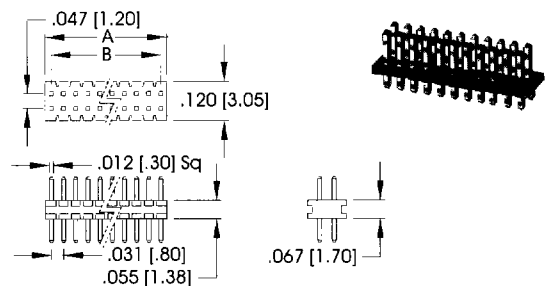


A = .039 [1.00] X No. of Positions Per Row + .017 [0.43]
B = .039 [1.00] X No. of Spaces

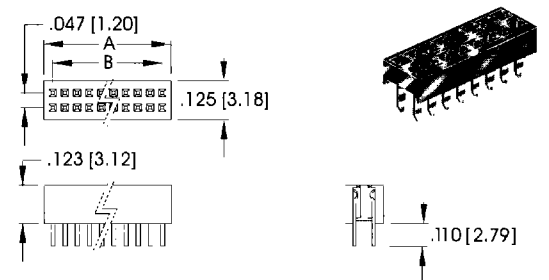
A = .039 [1.00] X No. of Positions Per Row + .017 [0.43]
B = .039 [1.00] X No. of Spaces

0.8mm SUB-MICRO HEADERS

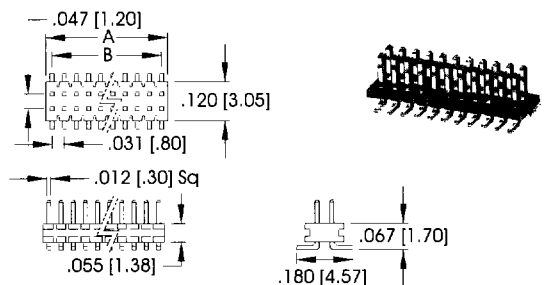
0.8mm MALE HEADER - SPH2



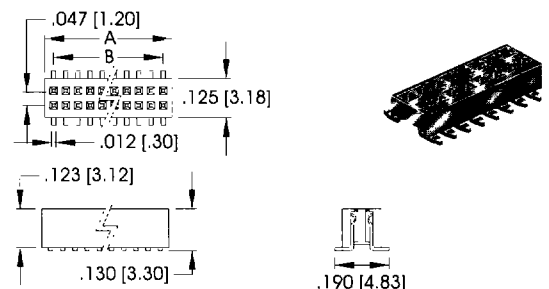
0.8mm FEMALE HEADER - SRS2



0.8mm MALE HEADER - SMT - SPH2



0.8mm FEMALE HEADER-SMT - SRS2



A = .031 [.80] X No. of Positions Per Row
B = .031 [.80] X No. of Spaces

A = .031 [.80] X No. of Positions Per Row
B = .031 [.80] X No. of Spaces