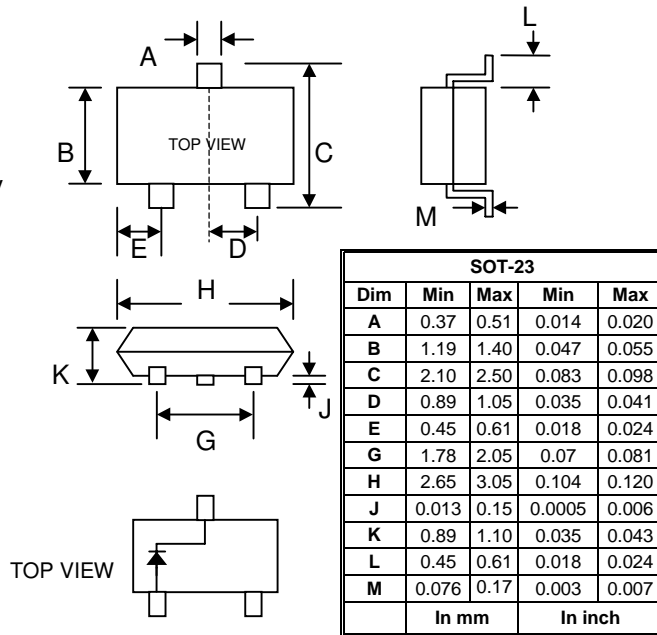


Features

- Planar Die Construction
- 350mW Power Dissipation
- 2.4 – 39V Nominal Zener Voltage
- 5% Standard Vz Tolerance
- Designed for Surface Mount Application
- Plastic Material – UL Recognition Flammability Classification 94V-O
- Green Products in Compliance with the RoHS Directive

Mechanical Data

- Case: SOT-23, Molded Plastic
- Terminals: Plated Leads Solderable per MIL-STD-202, Method 208
- Polarity: See Diagram
- Weight: 0.008 grams (approx.)
- Marking: Device Code (See Table Next Page)



Maximum Ratings @T_A=25°C unless otherwise specified

Characteristic	Symbol	Value	Unit
Peak Pulse Power Dissipation at T _A = 25°C (Note 1)	P _d	350	mW
Forward Voltage @ I _F = 10mA	V _F	0.9	V
Thermal Resistance Junction to Ambient (Note 1)	R _{θJA}	357	°C/W
Operating and Storage Temperature Range	T _i , T _{STG}	-65 to +150	°C

Note: 1. Valid provided that device terminals are kept at ambient temperature.

BZX84C-G – SERIES

350mW	Cross-Reference	Marking Code	Zener Voltage @ Izt	MAX. Dyn. Imped. @ Izt	Test Current	MAX. Dyn. Imped. @ Izk	Test Current	Temp. Coeff. @ Izt	Rev. Current @ Vr	Test Voltage	Package Reel
Part No.			Vz(V)	Zzt(Ω)	Izt(mA)	Zzk(Ω)	Izk(mA)	avz(%/k)	Ir(μ A)	Vr(V)	
BZX84C2V7	MMBZ5223B	Z12	2.5-2.9	100		600		-0.065	20.00	1.0	3000
BZX84C3	MMBZ5225B	Z13	2.8-3.2	95		600		-0.060	10.00	1.0	
BZX84C3V3	MMBZ5226B	Z14	3.1-3.5	95		600		-0.055	5.00	1.0	
BZX84C3V6	MMBZ5227B	Z15	3.4-3.8	90		600		-0.055	5.00	1.0	
BZX84C3V9	MMBZ5228B	Z16	3.7-4.1	90		600		-0.050	3.00	1.0	
BZX84C4V3	MMBZ5229B	Z17	4.0-4.6	90		600		-0.035	3.00	1.0	
BZX84C4V7	MMBZ5230B	Z1	4.4-5.0	80		500		-0.015	3.00	2.0	
BZX84C5V1	MMBZ5231B	Z2	4.8-5.4	60		480		+0.005	2.00	2.0	
BZX84C5V6	MMBZ5232B	Z3	5.2-6.0	40		400		+0.020	1.00	2.0	
BZX84C6V2	MMBZ5234B	Z4	5.8-6.6	10		150		+0.030	3.00	4.0	
BZX84C6V8	MMBZ5235B	Z5	6.4-7.2	15		80		+0.045	2.00	4.0	
BZX84C7V5	MMBZ5236B	Z6	7.0-7.9	15	5.0	80	1.0	+0.050	1.00	5.0	
BZX84C8V2	MMBZ5237B	Z7	7.7-8.7	15		80		+0.055	0.70	5.0	
BZX84C9V1	MMBZ5239B	Z8	8.5-9.6	15		100		+0.065	0.50	6.0	
BZX84C10	MMBZ5240B	Z9	9.4-10.6	20		150		+0.065	0.20	7.0	
BZX84C11	MMBZ5241B	Y1	10.4-11.6	20		150		+0.070	0.10	8.0	
BZX84C12	MMBZ5242B	Y2	11.4-12.7	25		150		+0.075	0.10	8.0	
BZX84C13	MMBZ5243B	Y3	12.4-14.1	30		170		+0.080	0.10	8.0	
BZX84C15	MMBZ5245B	Y4	13.8-15.6	30		200		+0.090	0.05	0.7	
BZX84C16	MMBZ5246B	Y5	15.3-17.1	40		200		+0.090	0.05	0.7	
BZX84C18	MMBZ5248B	Y6	16.8-19.1	45		225		+0.090	0.05	0.7	
BZX84C20	MMBZ5250B	Y7	18.8-21.2	55		225		+0.090	0.05	0.7	
BZX84C22	MMBZ5251B	Y8	20.8-23.3	55		250		+0.090	0.05	0.7	
BZX84C24	MMBZ5252B	Y9	22.8-25.6	70		250		+0.090	0.05	0.7	
BZX84C27	MMBZ5254B	Y10	25.1-28.9	80		300		+0.090			
BZX84C30	MMBZ5256B	Y11	28-32	80		300		+0.090			
BZX84C33	MMBZ5257B	Y12	31-35	80		325		+0.090			
BZX84C36	MMBZ5258B	Y13	34-38	90		350		+0.090			
BZX84C39	MMBZ5259B	Y14	37-41	130	2.0	350	0.5	+0.110	0.05	0.7	
BZX84C43	MMBZ5260B	Y15	40-46	150		375		+0.110			
BZX84C47	MMBZ5261B	Y16	44-50	170		375		+0.110			
BZX84C51	MMBZ5262B	Y17	48-54	180		400		+0.110			

Cases: SOT-23 Molded Plastic

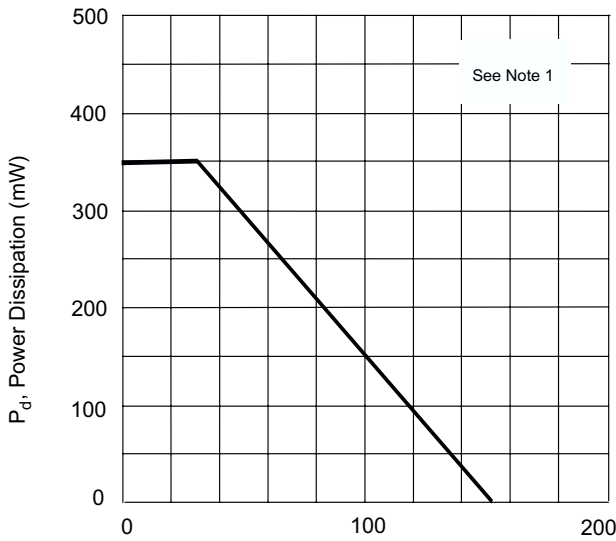


Fig. 1 Power Derating Curve

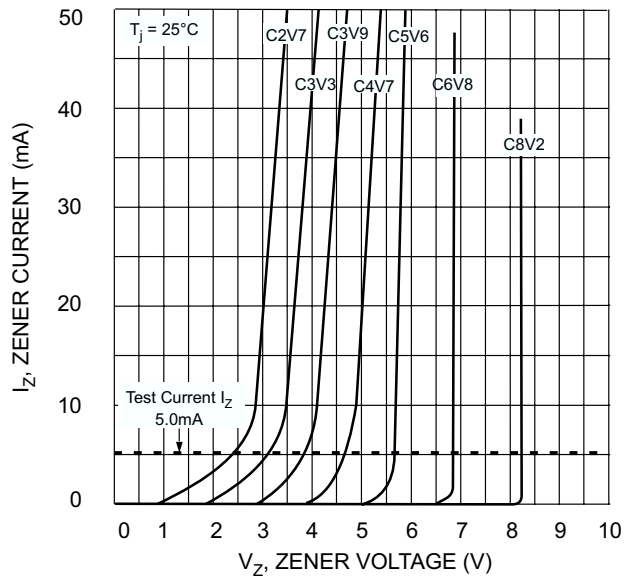


Fig. 2 Zener Breakdown Characteristics

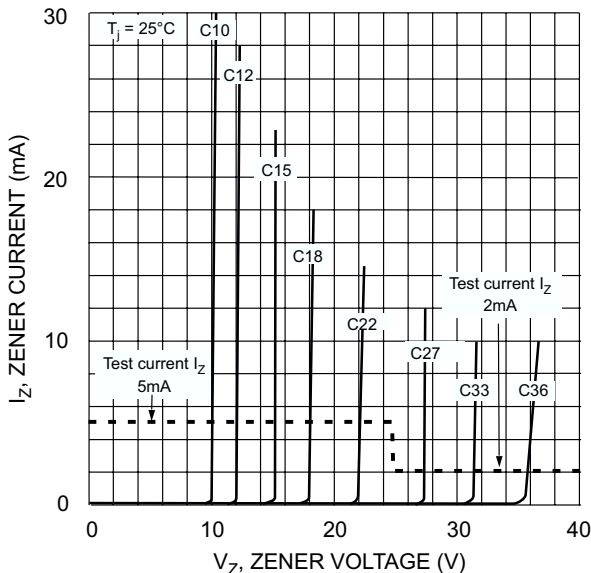


Fig. 3 Zener Breakdown Characteristics

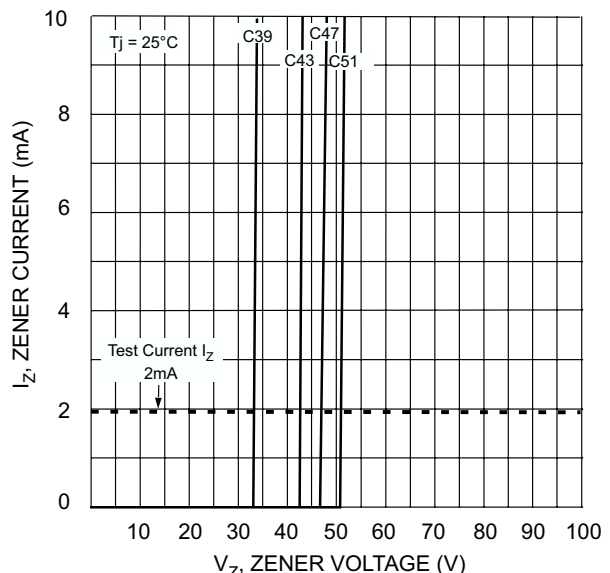


Fig. 4 Zener Breakdown Characteristics

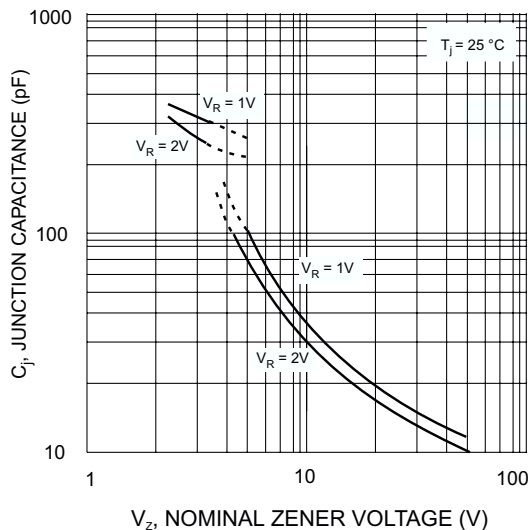


Fig. 5 Junction Capacitance vs Nominal Zener Voltage

DISCLAIMER:

- 1- The information given herein, including the specifications and dimensions, is subject to change without prior notice to improve product characteristics. Before ordering, purchasers are advised to contact the Sensitron Semiconductor sales department for the latest version of the datasheet(s).
- 2- In cases where extremely high reliability is required (such as use in nuclear power control, aerospace and aviation, traffic equipment, medical equipment, and safety equipment), safety should be ensured by using semiconductor devices that feature assured safety or by means of users' fail-safe precautions or other arrangement.
- 3- In no event shall Sensitron Semiconductor be liable for any damages that may result from an accident or any other cause during operation of the user's units according to the datasheet(s). Sensitron Semiconductor assumes no responsibility for any intellectual property claims or any other problems that may result from applications of information, products or circuits described in the datasheets.
- 4- In no event shall Sensitron Semiconductor be liable for any failure in a semiconductor device or any secondary damage resulting from use at a value exceeding the absolute maximum rating.
- 5- No license is granted by the datasheet(s) under any patents or other rights of any third party or Sensitron Semiconductor.
- 6- The datasheet(s) may not be reproduced or duplicated, in any form, in whole or part, without the expressed written permission of Sensitron Semiconductor.
- 7- The products (technologies) described in the datasheet(s) are not to be provided to any party whose purpose in their application will hinder maintenance of international peace and safety nor are they to be applied to that purpose by their direct purchasers or any third party. When exporting these products (technologies), the necessary procedures are to be taken in accordance with related laws and regulations.