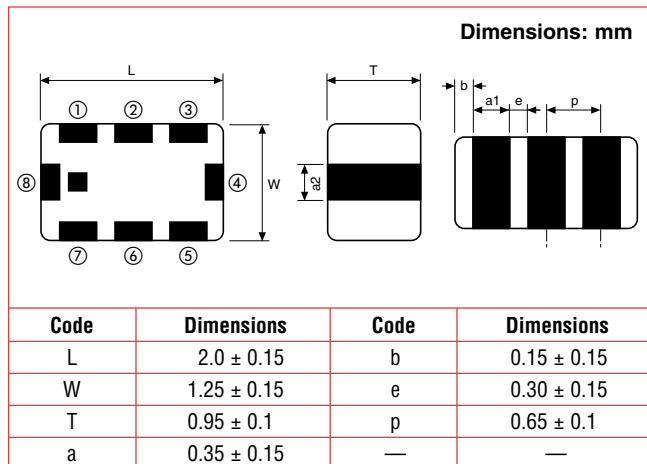


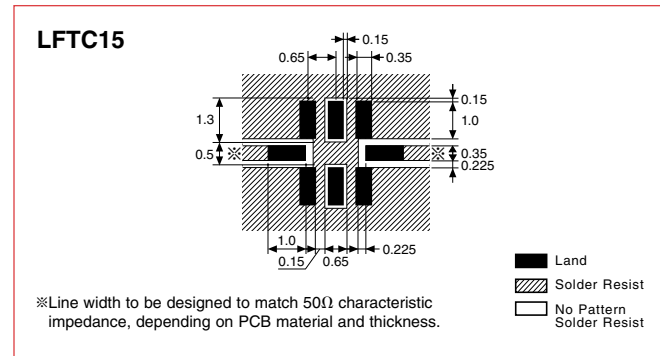
FEATURES

- Small size: see dimensions
- Metal shielding on inner chip
- No adjustment required
- Tape and reel packaging
- Reflow solderable
- Frequency request flexibility
- Frequency range from 200MHz to 2.5GHz

LFTC15 TYPE



STANDARD LAND DIMENSIONS: mm

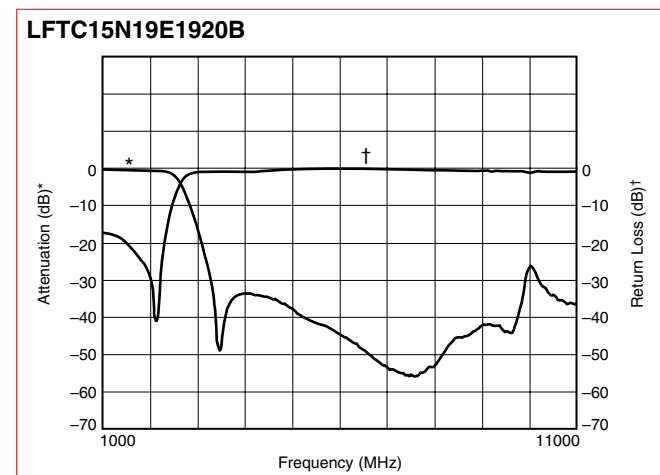


TERMINALS: LFTC15 TYPE

Terminal No.	Terminal Name	Terminal No.	Terminal Name
①	GND	⑤	GND
②	NC	⑥	NC
③	GND	⑦	GND
④	OUT	⑧	IN

Terminal of "NC" should not be fixed any pattern.

TYPICAL CHARACTERISTICS



SPECIFICATIONS

System	Part Number	Frequency Range (MHz)	Insertion Loss		VSWR	Attenuation (dB)	Power Capacity
			at 25°C (dB)	at -40 ± 85°C (dB)			
AMPS	LFTC15N19E0836B	836.5 ± 12.5	0.48 max.	0.5 max.	1.7 max.	30 min. at 2 x fo 25 min. at 3 x fo	3 Watts
EGSM	LFTC15N19E0897B	897.5 ± 17.5					
SST900	LFTC15N19E0915B	915.0 ± 13.0					
PDC800	LFTC15N19E0950B	950.0 ± 10.0	0.48 max.	0.5 max.	1.7 max.	30 min. at 2 x fo 25 min. at 3 x fo	3 Watts
PDC1.5	LFTC15N19E1441B	1441 ± 12.0					
PCS	LFTC15N19E1880B	1880 ± 30.0					
	LFTC15N19E1960B	1960 ± 30.0					
DECT	LFTC15N19E1890B	1890 ± 10.0					
PHS	LFTC15N19E1907B	1907.5 ± 12.5					
SST2.4	LFTC15N19E2450B	2450 ± 50	0.5 max.	0.53 max.	1.5 max.	30 min. at 2 x fo 25 min. at 3 x fo	3 Watts
DCS1800	LFTC15N19E1747B	1747.5 ± 37.5					
DCS1800	LFTC15N19E1842B	1842.5 ± 37.5					

Note: This is a limited list. Other frequencies available upon request.