



Microwave Antennas




335 - 365 MHz


	Type Number	Diameter ft (m)	Inputs	Bottom	Gain, dBi		Beamwidth		Cross Pol. Disc., dB	F/B Ratio dB	VSWR max. (R.L., dB)
					Mid-Band	Top	Vertical	Horizontal			
KP  GRIDPAK® Antennas											
Unpressurized	KP6F-335B	6 (2.0)	<i>Type N Female</i>	15.0	15.2	15.4	25.0	30.0	23	19	1.3 (17.7)
Single	KP8F-335	8 (2.4)		15.6	15.7	15.8	19.6	21.4	17	16	1.3 (17.7)
Polarized	KP10F-335B	10 (3.0)		18.3	18.4	18.6	16.0	19.0	23	22	1.3 (17.7)
	KP13F-335C	13 (4.0)		20.6	20.7	20.7	12.0	14.5	25	23	1.3 (17.7)


MKP  Mini-GRIDPAK Antennas											
Unpressurized	MKP-335A	6.6 x 3.3 (2 x1)	<i>Type N Female</i>	11.0	11.0	11.0	28	37	15	9	1.5 (14.0)
Single											
Polarized											

365 - 403 MHz

	Type Number	Diameter ft (m)	Inputs	Bottom	Gain, dBi		Beamwidth		Cross Pol. Disc., dB	F/B Ratio dB	VSWR max. (R.L., dB)
					Mid-Band	Top	Vertical	Horizontal			
KP  GRIDPAK® Antennas											
Unpressurized	KP6F-365B	6 (2.0)	<i>Type N Female</i>	15.8	16.3	16.3	22.0	27.0	29	20	1.3 (17.7)
Single	KP8F-365	8 (2.4)		16.7	17.4	17.8	17.5	22.1	22	18	1.3 (17.7)
Polarized	KP10F-365B	10 (3.0)		18.7	19.4	19.6	15.0	18.5	33	23	1.3 (17.7)
	KP13F-365C	13 (4.0)		21.0	21.8	21.9	11.0	14.5	33	24	1.3 (17.7)

403 - 470 MHz

	Type Number	Diameter ft (m)	Inputs	Bottom	Gain, dBi		Beamwidth		Cross Pol. Disc., dB	F/B Ratio dB	VSWR max. (R.L., dB)
					Mid-Band	Top	Vertical	Horizontal			
KP  GRIDPAK® Antennas											
Unpressurized	KP6F-403B	6 (2.0)	<i>Type N Female</i>	16.4	16.3	16.6	19.3	22.9	27	20	1.35 (16.5)
Single	KP8F-403	8 (2.4)		17.7	17.5	18.0	16.3	19.7	28	20	1.35 (16.5)
Polarized	KP10F-403B	10 (3.0)		20.0	19.6	20.4	14.0	14.0	30	22	1.35 (16.5)
	KP13F-403C	13 (4.0)		22.0	22.2	22.6	13.0	13.0	30	24	1.35 (16.5)

MKP  Mini-GRIDPAK Antennas											
Unpressurized	MKP-403A	6.6 x 3.3 (2 x1)	<i>Type N Female</i>	13.5	13.5	13.5	22	29	17	19	1.35 (16.5)
Single											
Polarized											