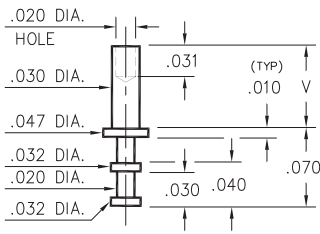


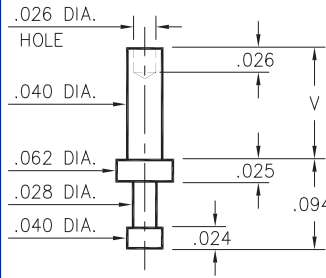
2111



- X -	Board Thickness	Length V
1	.031	.053
2	.062	.084
3	.094	.115

2111-X-00-XX-00-00-07-0
Swage mount in .033 hole

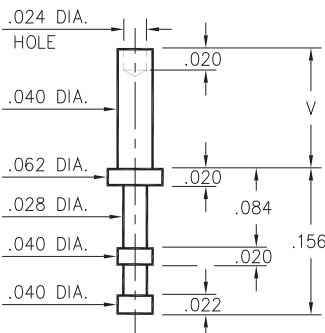
2113



- X -	Board Thickness	Length V
1	.031	.053
2	.062	.084
3	.094	.115
4	.125	.147

2113-X-00-XX-00-00-07-0
Swage mount in .043 hole

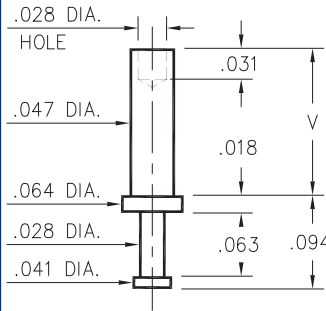
2108



- X -	Board Thickness	Length V
1	.031	.053
2	.062	.084
3	.094	.115
4	.125	.147

2108-X-00-XX-00-00-07-0
Swage mount in .043 hole

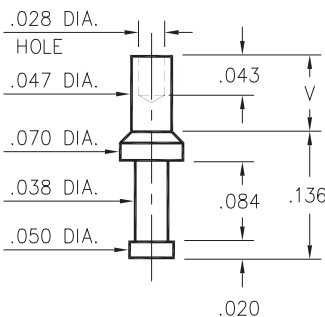
2102



- X -	Board Thickness	Length V
5	.016	.035
1	.031	.054
2	.062	.084
3	.094	.115
4	.125	.147

2102-X-00-XX-00-00-07-0
Swage mount in .052 hole

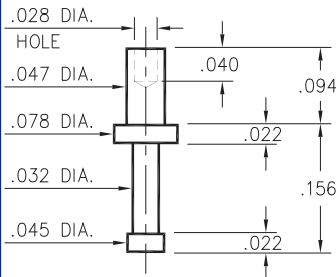
2109



- X -	Board Thickness	Length V
1	.031	.052
2	.062	.085

2109-X-00-XX-00-00-07-0
Swage mount in .052 hole

2324



2324-2-00-XX-00-00-07-0
Swage mount in .052 hole
for .062 thick board

SPECIFICATIONS

PIN MATERIAL:
Brass Alloy 360, 1/2 Hard
Swage pins are annealed

DIMENSION IN INCHES
TOLERANCES ON:
LENGTHS: ±.005
DIAMETERS: ±.002
ANGLES: ± 2°

ORDER CODE: XXXX - X - 00 - XX - 00 - 00 - 07 - 0

BASIC PART #

SPECIFY PIN FINISH:

- 01 200µ" TIN/LEAD OVER NICKEL
- ◇ 80 200µ" TIN OVER NICKEL (RoHS)
- ◇ 44 300µ" SILVER OVER COPPER (RoHS)
- ◇ 50 300µ" ELECTRO-SOLDER (RoHS) (60/40 SnPb)

