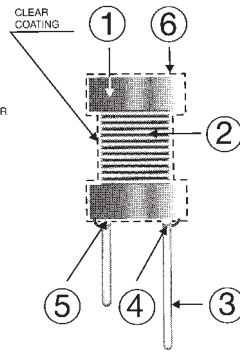
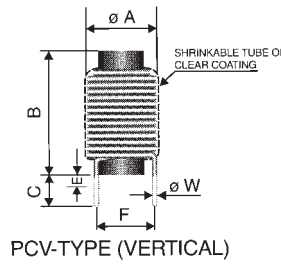
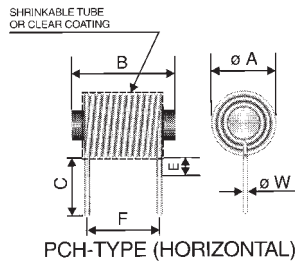



**FERRITE CORE  
RADIAL POWER  
CHOKE COILS  
PCH • PCV**



**STRUCTURE**

- 1 Ferrite core
- 2 Winding wire
- 3 Lead wire
- 4 Adhesive
- 5 Solder joint
- 6 Coating

Products with Pb-free terminations meet RoHS requirements

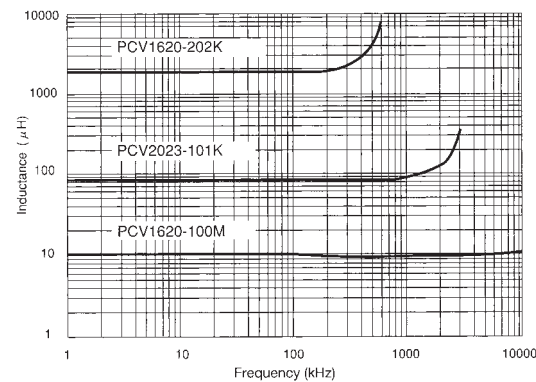
**TYPE DESIGNATION (HOW TO ORDER)**

Old Part No.	<b>PCV</b>	<b>1620</b>	<b>M</b>	<b>BA</b> *	<b>100</b>	<b>5A</b>		
New Part No. (Pb-free)	<b>PCV</b>	<b>1620</b>	<b>L</b>		<b>100</b>	<b>M</b>		
	PRODUCT CODE PCV, PCH	STYLE mm (diameter/length)	TERMINATION SURFACE MATERIAL T: Sn L: Sn/Pb	INDUCTANCE TOLERANCE M(±20%) K(±10%)	PACKAGING Blank: Bulk *Please see "PACKAGING"	NOMINAL INDUCTANCE 3 digits Unit: µH	INDUCTANCE TOLERANCE M(±20%) K(±10%)	ALLOWABLE DC CURRENT Unit: A

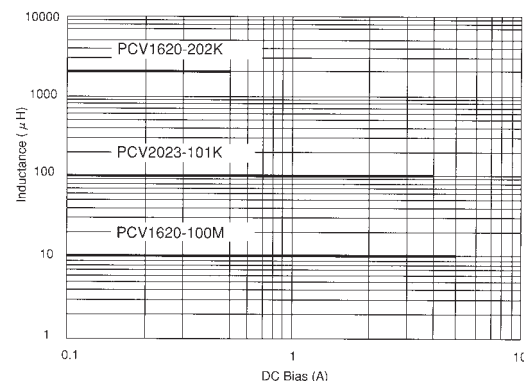
**FEATURES**

- The below mentioned characteristic values are representative examples and can be changed in accordance with the customers requirements
- Radial power choke coils for general power supplies
- Clear or shrinkable tube coating is available
- Low inductance type is suitable as noise filter of motors due to high self resonant frequency
- Measuring frequency: 1 kHz
- Operating temperature range: -25°C ... + 80°C

**INDUCTANCE vs. FREQUENCY**



**DC BIAS**



**DIMENSIONS (mm)**

TYPE	CORE	INDUCTANCE RANGE	DIMENSIONS (mm)			
			A Max.	B Max.	C Max.	E Max.
PCV 1118	R	10 µH ... 20 µH	11.0	18.0		
PCH 1430	R	10 µH ... 50 µH	14.0	30.0	15.0	
PCH 1530	R	10 µH ... 50 µH	15.0			
PCV 1620	DR	10 µH ... 3900 µH	16.0			
PCV 1820	DR	10 µH ... 3300 µH		20.0	20.0	
PCH 1822	R	10 µH ... 500 µH	18.0	22.0		
PCV 1823	DR	4.7 µH ... 100 µH		23.0	15.0	
PCH 1830	R	10 µH ... 100 µH		30.0		3.0
PCH 1834	R	10 µH ... 100 µH		34.0		
PCH 1922	R	10 µH ... 50 µH		22.0		
PCH 1930	R	50 µH ... 100 µH	19.0	30.0	20.0	
PCH 1944	R	10 µH ... 50 µH		44.0		
PCV 2023	DR	10 µH ... 1000 µH	20.0	23.0	15.0	
PCH 2434	R	10 µH ... 50 µH	24.0	34.0		
PCH 2834	R	10 µH ... 50 µH	28.0		20.0	
PCH 2844	R	10 µH ... 50 µH		44.0		

DR Core: Standard Core  
R Core: Low Dissipation Core

Specifications given herein may be changed at any time without prior notice. Please confirm technical specifications before you order and/or use.

## FERRITE CORE RADIAL POWER CHOKE COILS PCH • PCV

### RATING

TYPE	NOMINAL INDUCTANCE	INDUCTANCE TOLERANCE	SELF- RESONANT FREQUENCY (MIN.)	DC RESISTANCE (MAX.)	ALLOWABLE DC CURRENT (MAX.)	TEMPERATURE RISE	DIMENSIONS (mm)		
							F	Ø W	
PCV1118□□-100M	10 µH	M (± 20 %)	11.0 MHz	0.020 Ω	3.5 A	20 K	9.0 ± 1.0	1.0	
PCV1618□□-201K	200 µH	K (± 10 %)	1.8 MHz	0.180 Ω	1.5 A	30 K	8.0 ± 1.5	1.0	
PCV1620□□-100M	10 µH	M (± 20 %)	20.0 MHz	0.024 Ω	5.0 A	30 K	8.0 ± 1.5	1.0	
PCV1620□□-250K	25 µH	K (± 10 %)	6.0 MHz	0.040 Ω	4.0 A	40 K	8.0 ± 1.5	1.0	
PCV1620□□-500K	50 µH		3.5 MHz	0.060 Ω	3.0 A	40 K	8.0 ± 1.5	1.0	
PCV1620□□-121K	120 µH		2.0 MHz	0.125 Ω	1.8 A	30 K	8.0 ± 1.5	1.0	
PCV1620□□-251K	250 µH		1.3 MHz	0.200 Ω	1.5 A	30 K	8.0 ± 1.5	1.0	
PCV1620□□-510K	500 µH		0.9 MHz	0.550 Ω	1.0 A	30 K	8.0 ± 1.5	1.0	
PCV1620□□-102K	1000 µH		0.8 MHz	0.800 Ω	0.7 A	25 K	8.0 ± 1.5	1.0	
PCV1620□□-352K	3500 µH		0.4 MHz	2.700 Ω	0.5 A	30 K	8.0 ± 1.5	1.0	
PCV1820□□-751K	750 µH		0.7 MHz	0.500 Ω	1.2 A	30 K	10.0 ± 1.2	1.0	
PCV1820□□-901K	900 µH		0.6 MHz	0.650 Ω	1.0 A	30 K	10.0 ± 1.2	1.0	
PCV1820□□-342K	3400 µH		0.3 MHz	2.500 Ω	0.6 A	30 K	10.0 ± 1.0	1.0	
PCV1823□□-100M	10 µH	M (± 20 %)	14.0 MHz	0.009 Ω	8.0 A	30 K	14.0 ± 1.5	1.2	
PCV1823□□-250K	25 µH	K (± 10 %)	7.0 MHz	0.022 Ω	6.0 A	30 K	14.0 ± 1.5	1.0	
PCV1823□□-500K	50 µH		4.0 MHz	0.036 Ω	4.0 A	40 K	14.0 ± 1.5	1.0	
PCV1823□□-101K	100 µH		2.3 MHz	0.090 Ω	3.0 A	30 K	9.0 ± 1.5	1.0	
PCV1823□□-221K	220 µH		1.4 MHz	0.110 Ω	2.5 A	30 K	9.0 ± 1.5	1.0	
PCV1823□□-251K	250 µH		1.4 MHz	0.150 Ω	2.0 A	30 K	9.0 ± 1.5	1.0	
PCV1823□□-501K	500 µH		0.8 MHz	0.300 Ω	1.2 A	30 K	9.0 ± 1.5	1.0	
PCV1823□□-102K	1000 µH		0.6 MHz	0.600 Ω	1.0 A	40 K	9.0 ± 1.5	1.0	
PCV1823□□-452K	4500 µH		0.3 MHz	2.650 Ω	0.5 A	30 K	9.0 ± 1.5	1.0	
PCV2023□□-100M	10 µH		M (± 20 %)	10.0 MHz	0.008 Ω	10.0 A	30 K	15.5 ± 1.5	1.3
PCV2023□□-500K	50 µH		K (± 10 %)	4.0 MHz	0.032 Ω	5.0 A	40 K	15.5 ± 1.5	1.0
PCV2023□□-101K	100 µH	2.4 MHz		0.060 Ω	4.0 A	30 K	15.5 ± 1.5	0.9	
PCV2023□□-251K	250 µH	1.6 MHz		0.140 Ω	2.5 A	30 K	12.5 ± 1.5	1.0	
PCV2023□□-501K	500 µH	1.0 MHz		0.280 Ω	1.5 A	30 K	12.5 ± 1.5	1.0	
PCV2023□□-102K	1000 µH	0.7 MHz		0.550 Ω	1.2 A	30 K	12.5 ± 1.5	1.0	
PCV2023□□-202K	2000 µH	0.5 MHz		1.200 Ω	0.8 A	30 K	12.5 ± 1.5	1.0	
PCH1430□□-100M	10 µH	M (± 20 %)	28.0 MHz	0.014 Ω	3.0 A	20 K	18.0 ± 1.5	1.0	
PCH1530□□-100M	10 µH		28.0 MHz	0.012 Ω	5.0 A	20 K	21.0 ± 1.5	1.2	
PCH1822□□-250K	25 µH		5.5 MHz	0.035 Ω	3.0 A	20 K	18.0 ± 2.0	1.0	
PCH1822□□-500K	50 µH	K (± 10 %)	2.7 MHz	0.044 Ω	3.0 A	20 K	18.0 ± 1.5	1.0	
PCH1830□□-101K	100 µH		2.1 MHz	0.062 Ω	3.0 A	30 K	19.0 ± 1.5	1.0	
PCH1834□□-100M	10 µH		M (± 20 %)	14.5 MHz	0.007 Ω	10.0 A	30 K	25.5 ± 2.0	1.6
PCH1922□□-250K	25 µH	K (± 10 %)	6.6 MHz	0.022 Ω	5.0 A	30 K	16.0 ± 1.5	1.2	
PCH1930□□-500K	50 µH		3.1 MHz	0.030 Ω	5.0 A	30 K	16.0 ± 2.0	1.2	
PCH1930□□-101K	100 µH		2.1 MHz	0.046 Ω	5.0 A	30 K	26.0 ± 2.0	1.2	
PCH1944□□-100M	10 µH	M (± 20 %)	12.0 MHz	0.004 Ω	15.0 A	50 K	30.0 ± 2.0	2.0	
PCH2434□□-250K	25 µH		6.3 MHz	0.011 Ω	10.0 A	40 K	22.0 ± 2.0	1.6	
PCH2434□□-500K	50 µH	K (± 10 %)	3.1 MHz	0.019 Ω	10.0 A	50 K	26.0 ± 1.5	1.6	
PCH2834□□-250K	25 µH		3.1 MHz	0.008 Ω	15.0 A	50 K	18.0 ± 2.0	2.0	
PCH2844□□-500K	50 µH		3.7 MHz	0.010 Ω	15.0 A	45 K	28.0 ± 3.0	2.3	

Measuring frequency: 1kHz

Termination surface material symbol (T,L) is to be entered in the □□ .

Specifications given herein may be changed at any time without prior notice. Please confirm technical specifications before you order and/or use.

INDUCTORS