

CTGS32 Series


From 1.0 μ H to 1200 μ H

SPECIFICATIONS

Part numbers indicate available tolerance.

K = $\pm 10\%$, M = $\pm 20\%$

CTGS32E Please specify "F" for RoHS Compliant



Part Number	Inductance @100kHz (μ H)	Q Ref.	SRF Typ. (MHz)	RDC Max. (Ω)	Irms Max. $\Delta T=40^{\circ}C$ (A)	Isat Typ. $\Delta L/L0A=10\%$ (A)
CTGS32_-1R0M	1.0	20@7.96MHz	125	0.06	2.100	2.700
CTGS32_-1R2M	1.2	22@7.96MHz	100	0.07	2.000	2.500
CTGS32_-1R5M	1.5	23@7.96MHz	95	0.07	1.900	2.300
CTGS32_-1R8M	1.8	23@7.96MHz	85	0.08	1.800	2.000
CTGS32_-2R2M	2.2	22@7.96MHz	75	0.09	1.650	1.850
CTGS32_-2R7M	2.7	22@7.96MHz	72	0.10	1.500	1.700
CTGS32_-3R3M	3.3	23@7.96MHz	68	0.11	1.400	1.600
CTGS32_-3R9M	3.9	24@7.96MHz	50	0.12	1.300	1.500
CTGS32_-4R7M	4.7	18@7.96MHz	45	0.15	1.200	1.350
CTGS32_-5R6M	5.6	18@7.96MHz	42	0.16	1.100	1.300
CTGS32_-6R8M	6.8	18@7.96MHz	40	0.18	1.000	1.200
CTGS32_-8R2M	8.2	16@7.96MHz	35	0.20	0.900	1.050
CTGS32_-100M	10	18@2.52MHz	34	0.25	0.800	0.900
CTGS32_-120M	12	15@2.52MHz	33	0.28	0.750	0.850
CTGS32_-150M	15	20@2.52MHz	32	0.40	0.650	0.800
CTGS32_-180M	18	18@2.52MHz	28	0.46	0.580	0.750
CTGS32_-220M	22	23@2.52MHz	22	0.66	0.520	0.650
CTGS32_-270M	27	23@2.52MHz	20	0.75	0.480	0.550
CTGS32_-330K	33	20@2.52MHz	18	0.85	0.420	0.500
CTGS32_-390K	39	24@2.52MHz	18	1.12	0.380	0.450
CTGS32_-470K	47	23@2.52MHz	17	1.27	0.360	0.400
CTGS32_-560K	56	18@2.52MHz	16	1.45	0.340	0.350
CTGS32_-680K	68	24@2.52MHz	14	1.85	0.300	0.320
CTGS32_-820K	82	24@2.52MHz	12	2.10	0.280	0.300
CTGS32_-101K	100	40@0.796MHz	10	2.85	0.260	0.280
CTGS32_-121K	120	40@0.796MHz	10	3.20	0.220	0.250
CTGS32_-151K	150	38@0.796MHz	9.0	4.60	0.200	0.230
CTGS32_-181K	180	45@0.796MHz	8.5	5.00	0.185	0.210
CTGS32_-221K	220	40@0.796MHz	8.0	5.70	0.170	0.190
CTGS32_-271K	270	45@0.796MHz	7.0	8.60	0.150	0.170
CTGS32_-331K	330	40@0.796MHz	6.0	10.00	0.130	0.150
CTGS32_-391K	390	40@0.796MHz	5.5	10.80	0.120	0.140
CTGS32_-471K	470	42@0.796MHz	5.0	14.30	0.105	0.130
CTGS32_-561K	560	43@0.796MHz	4.8	16.00	0.095	0.120
CTGS32_-681K	680	43@0.796MHz	4.3	18.00	0.085	0.110
CTGS32_-821K	820	45@0.796MHz	4.0	22.50	0.080	0.100
CTGS32_-102K	1000	40@0.252MHz	3.2	26.00	0.070	0.090
CTGS32_-122K	1200	40@0.252MHz	3.0	30.00	0.060	0.080

CHARACTERISTICS

Description: SMD power inductor

Applications: VTR power supplies, OA equipment, LCD televisions, PC notebooks, portable communication equipment, DC/DC converters

Operating Temperature: $-40^{\circ}C$ to $+105^{\circ}C$

Inductance Tolerance: $\pm 10\%$, $\pm 20\%$

Testing: Inductance is tested on an HP4285A at specified frequency

Packaging: Tape & Reel

Marking: Marked with inductance code

Rated Current: Based on temp. rise & $\Delta L/L0A=10\%$ max.

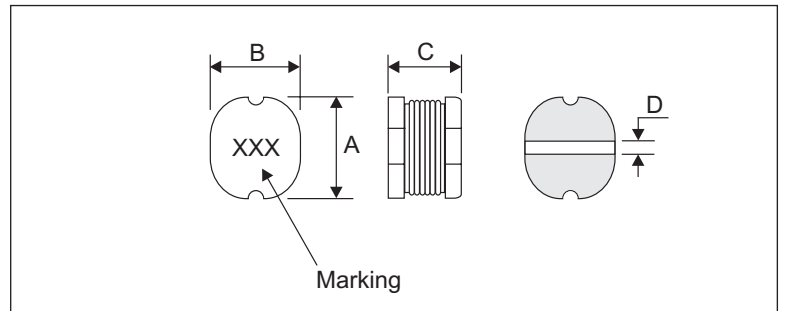
Miscellaneous: RoHS Compliant available.

Additional Information: Additional electrical & physical information available upon request

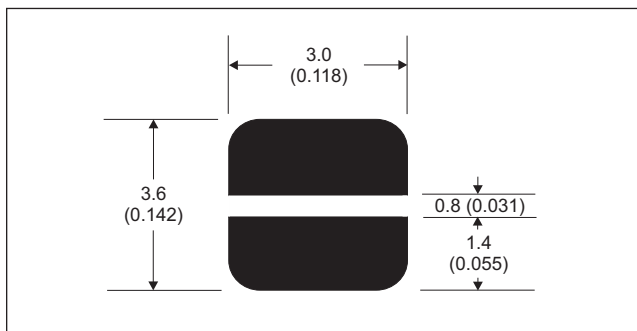
Samples available. See website for ordering information.

PHYSICAL DIMENSIONS

Size	A	B	C	D Typ.
mm	3.0 \pm 0.3	2.8 \pm 0.3	2.5 \pm 0.3	0.9
inches	0.12 \pm 0.012	0.11 \pm 0.012	0.10 \pm 0.012	0.04



PAD LAYOUT



03.15.05