

KA317L

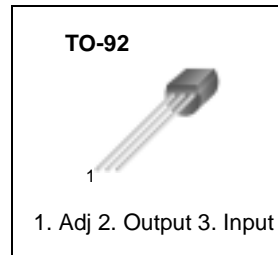
3-Terminal 0.1A Positive Adjustable Regulator

Features

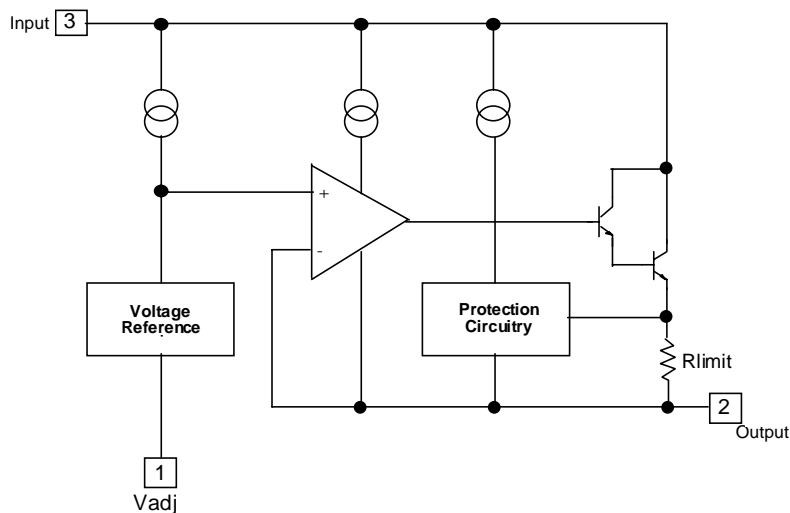
- Output Current in Excess of 100mA
- Output Adjustable Between 1.2V and 37V
- Internal Thermal Overload Protection
- Internal Short Circuit Current-Limiting
- Output Transistor Safe Area Compensation
- Floating Operation For High Voltage Applications

Description

The KA317L is a 3-terminal adjustable positive voltage regulator capable of supplying in excess of 100mA over an output voltage range of 1.2V to 37V. This voltage regulator is exceptionally easy to use and requires only two external resistors to set the output voltage.



Internal Block Diagram



Absolute Maximum Ratings

Parameter	Symbol	Value	Unit
Input-Output Voltage Differential	$V_I - V_O$	40	V
Power Dissipation	P_D	Internally limited	W
Operating Junction Temperature Range	T_J	0 ~ +125	°C
Storage Temperature Range	T_{STG}	-65 ~ +125	°C

Electrical Characteristics

($V_I - V_O = 5V$, $I_O = 40mA$, $0^\circ C \leq T_J \leq +125^\circ C$, $P_{D_{MAX}} = 625mW$, unless otherwise specified)

Parameter	Symbol	Conditions	Min.	Typ.	Max.	Unit
*Line Regulation	R_{line}	$T_A = +25^\circ C$ $3V \leq V_I - V_O \leq 40V$	-	0.01	0.04	% / V
		$3V \leq V_I - V_O \leq 40V$	-	0.02	0.07	
*Load Regulation	R_{load}	$T_A = +25^\circ C$ $10mA \leq I_O \leq 100mA$ $V_O \leq 5V$ $V_O \geq 5V$	-	5 0.1	25 0.5	mV % / V_O
		$10mA \leq I_O \leq 100mA$ $V_O \leq 5V$ $V_O \geq 5V$	-	20 0.3	70 1.5	mV % / V_O
Adjustment Pin Current	I_{ADJ}	-	-	50	100	μA
Adjustment Pin Current Change	ΔI_{ADJ}	$3V \leq V_I - V_O \leq 40V$ $10mA \leq I_O \leq 100mA$ $P_D < P_{D_{MAX}}$	-	0.2	5	μA
Reference Voltage	V_{REF}	$3V < V_I - V_O < 40V$ $10mA \leq I_O \leq 100mA$ $P_D \leq P_{D_{MAX}}$	1.20	1.25	1.30	V
Temperature Stability	ST_T	-	-	0.7	-	%
Minimum Load Current to Maintain Regulation	$I_{L(MIN)}$	$V_I - V_O = 40V$	-	3.5	10	mA
Maximum Output Current	$I_{O(MAX)}$	$V_I - V_O \leq 15V$ $P_D < P_{D_{MAX}}$	100	200	-	mA
		$V_I - V_O \leq 40V$ $P_D < P_{D_{MAX}}$, $T_A = +25^\circ C$	25	50	-	
RMS Noise, % of V_{OUT}	e_N	$T_A = +25^\circ C$ $10Hz < f < 10KHz$	-	0.003	-	% / V_O
Ripple Rejection	RR	$V_O = 10V$, $f = 120Hz$ without CADJ CADJ = 10 μF	66	65 80	-	dB
Long-Term Stability	ST	$T_J = +125^\circ C$, 1000 Hours	-	0.3	-	%

- Load and Line regulation are specified at constant junction temperature. Change in V_O due to heating effects must be taken into account separately. Pulse testing with low duty cycle is used.

Typical Application

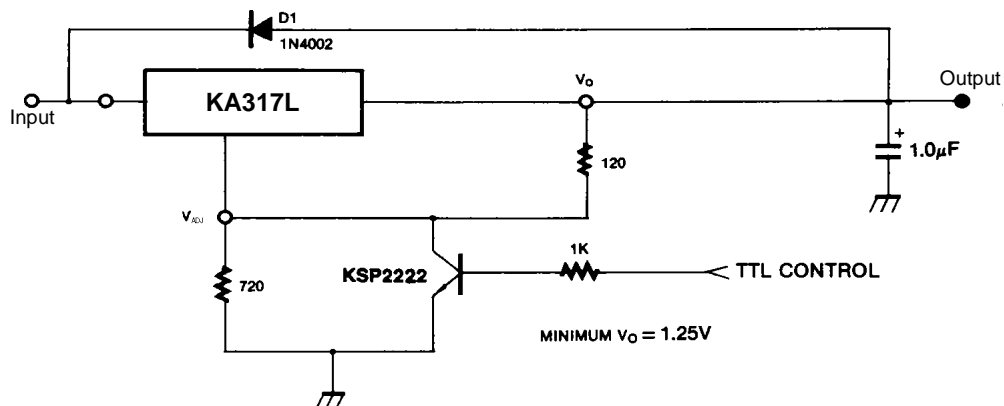


Figure 1. 5V Electronic Shutdown Regulator

D1 protects the device during an input short circuit.

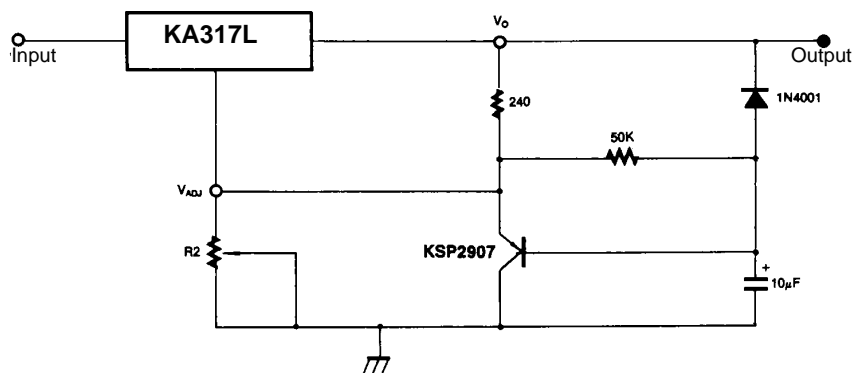
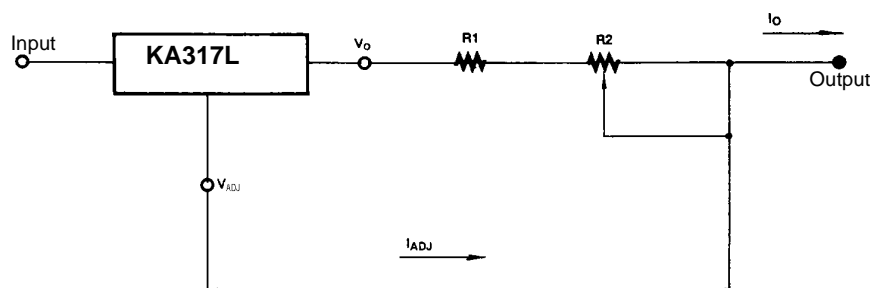


Figure 2. Slow Turn-On Regulator



$$I_{O\text{MAX}} = \left(\frac{V_{\text{REF}}}{R_1} \right) + I_{\text{ADJ}} \approx \frac{1.25\text{V}}{R_1}$$

$$I_{O\text{MIN}} = \left(\frac{V_{\text{REF}}}{R_1 + R_2} \right) + I_{\text{ADJ}} \approx \frac{1.25\text{V}}{R_1 + R_2}$$

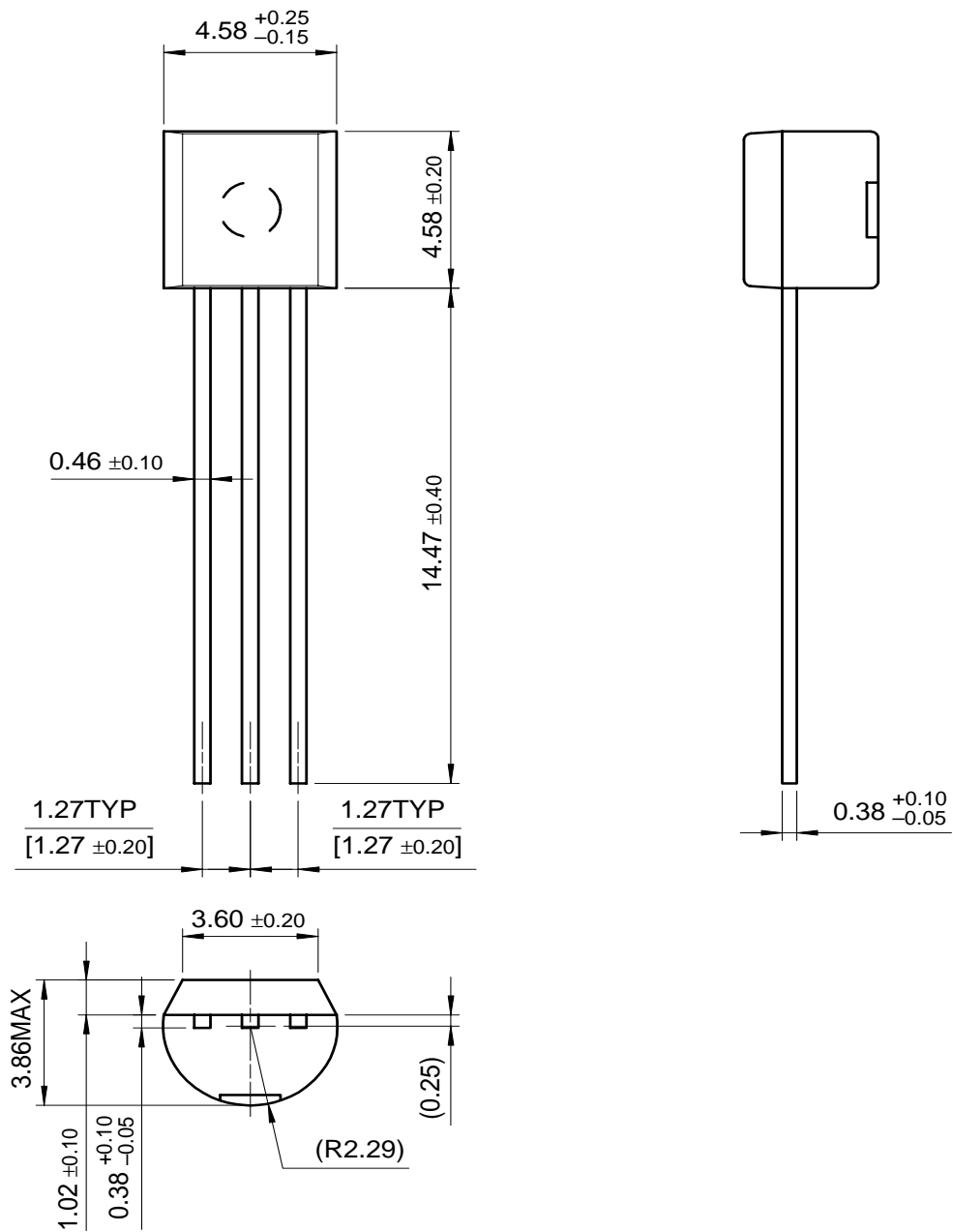
$$5\text{mA} < I_O < 500\text{mA}$$

Figure 3. Current Regulator

Mechanical Dimensions

Package

TO-92



Ordering Information

Product Number	Package	Operating Temperature
KA317LZ	TO-92	0°C to + 125°C

DISCLAIMER

FAIRCHILD SEMICONDUCTOR RESERVES THE RIGHT TO MAKE CHANGES WITHOUT FURTHER NOTICE TO ANY PRODUCTS HEREIN TO IMPROVE RELIABILITY, FUNCTION OR DESIGN. FAIRCHILD DOES NOT ASSUME ANY LIABILITY ARISING OUT OF THE APPLICATION OR USE OF ANY PRODUCT OR CIRCUIT DESCRIBED HEREIN; NEITHER DOES IT CONVEY ANY LICENSE UNDER ITS PATENT RIGHTS, NOR THE RIGHTS OF OTHERS.

LIFE SUPPORT POLICY

FAIRCHILD'S PRODUCTS ARE NOT AUTHORIZED FOR USE AS CRITICAL COMPONENTS IN LIFE SUPPORT DEVICES OR SYSTEMS WITHOUT THE EXPRESS WRITTEN APPROVAL OF THE PRESIDENT OF FAIRCHILD SEMICONDUCTOR CORPORATION. As used herein:

1. Life support devices or systems are devices or systems which, (a) are intended for surgical implant into the body, or (b) support or sustain life, and (c) whose failure to perform when properly used in accordance with instructions for use provided in the labeling, can be reasonably expected to result in a significant injury of the user.
2. A critical component in any component of a life support device or system whose failure to perform can be reasonably expected to cause the failure of the life support device or system, or to affect its safety or effectiveness.

Fairchild Semiconductor

SEARCH | Parametric | Cross Reference

space

Product Folders and

Applies

find products

Home >> Find products >>

Products groups

Analog and Mixed

Signal

Discrete

Interface

Logic

Microcontrollers

Non-Volatile

Memory

Optoelectronics

Markets and

applications

New products

Product selection and

parametric search

Cross-reference

search

technical information

buy products

technical support

my Fairchild

company

KA317L

3-Terminal 0.1A Positive Adjustable Regulator

Contents

General description | Features | Product
status/pricing/package

General description

The KA317L is a 3-terminal adjustable positive voltage regulator capable of supplying in excess of 100mA over an output voltage range of 1.2V to 37V. This voltage regulator is exceptionally easy to use and requires only two external resistors to set the output voltage.

back to top

Features

- Output current in excess of 100mA
- Output adjustable between 1.2V and 37V
- Internal thermal-overload protection
- Internal short-circuit current-limiting
- Output transistor safe-area compensation
- Floating operation for high-voltage applications

back to top

Product status/pricing/package

Product	Product status	Package type	Leads	Packing method
KA317LZTF	Full Production	TO-92	3	TAPE REEL
KA317LZTA	Full Production	TO-92	3	TAPE REEL
KA317LZBU	Full Production	TO-92	3	BULK

Datasheet

Download this
datasheet

PDF

e-mail this datasheet

[E-

This pagePrint version

Related Links

Request samples

Dotted line
How to order products

Dotted line
Product Change Notices
(PCNs)

Dotted line
Support

Dotted line
Distributor and field sales
representatives

Dotted line
Quality and reliability

Dotted line
Design tools

[back to top](#)

[Home](#) | [Find products](#) | [Technical information](#) | [Buy products](#) |
[Support](#) | [Company](#) | [Contact us](#) | [Site index](#) | [Privacy policy](#)

[© Copyright 2002 Fairchild Semiconductor](#)