FOXCONN®

## SPECIFICATIONS

# FUTURE BUS CONNECTOR

**1F Series**
**Header Press Fit Type**
**2.0mm Pitch**
**5 Rows**

### Mechanical
***Contact Retention Force:*** *1.0Kg min.*

### Electrical
***Voltage Rating:*** *750V*
***Current Rating:*** *1A*
***Contact Resistance:*** *55mΩ max.*
***Dielectrical Withstanding Voltage:*** *1000V*
***Insulation Resistance:*** *1000MΩ min.*

### Physical
***Housing:*** *LCP, UL 94-0 rated, Ivory White*
***Contact:*** *Phosphor Bronze*
***Plating:*** *See "ORDERING INFORMATION"*

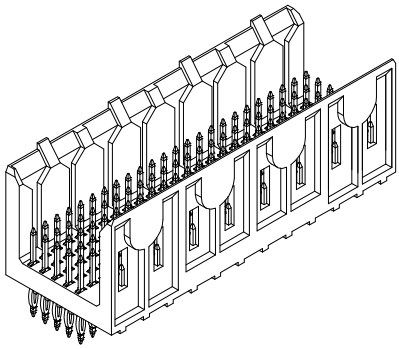

## DRAWING

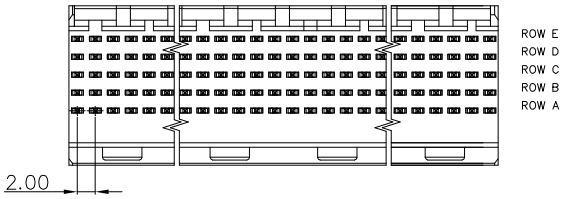


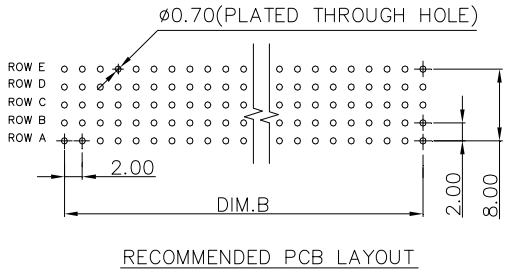


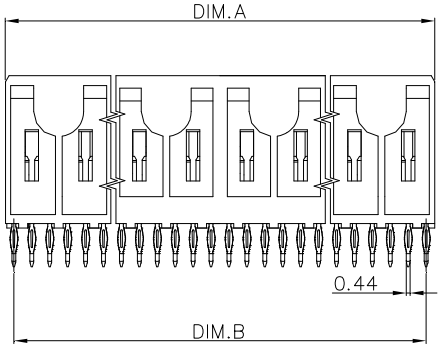


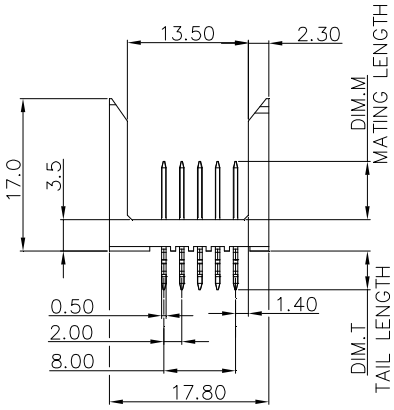


## ORDERING INFORMATION

PRODUCT NO.: 1 F 2 1 * * * * - P * * 1 0 * - * *

POS. NO.:
030=030 pos.
060=060 pos.
120=120 pos.
150=150 pos.
240=240 pos.

Mating Area Plating:
1=GOLD FLASH
3=0.76um(30u")MIN. GOLD PLATING
5=1.27um(50u")MIN. GOLD PLATING
6=0.25um(10u")MIN. GOLD PLATING
A=0.76um(30u")MIN. FPT PLATING, 0.25um(10u")MIN. GOLD INCLUDED
C=1.27um(50u")MIN. FPT PLATING. 0.50um(10u")MIN. GOLD INCLUDED.
D=1.27um(50u")MIN. FPT PLATING. 0.25um(10u")MIN. GOLD INCLUDED.
K=0.50um(20u")MIN. FPT PLATING. GOLD FLASH INCLUDED.

Tail Style:
P=Press Fit

Tail Length(DIM.T)
1=4.30mm

Mating Length(DIM.M)
1=5.00 mm
2=5.75 mm
3=6.50 mm
4=7.25 mm
5=8.00 mm

BODY STYLE
10=Standard Part

Extension Code:
N,T,L,M

Package Type:
A=Tube

Lead Free Code:
N=None
F=Lead Free

| P/N | POS. | DIM. A | DIM. B |
|---|---|---|---|
| 1F21030*-P**10*-** | 30 | 11.90 | 10.00 |
| 1F21060*-P**10*-** | 60 | 23.90 | 22.00 |
| 1F21120*-P**10*-** | 120 | 47.90 | 46.00 |
| 1F21150*-P**10*-** | 150 | 59.90 | 58.00 |
| 1F21240*-P**10*-** | 240 | 95.90 | 94.00 |

All specification & dimensions are subject to change, please call your nearest Foxconn sales representative for update information.