

Customer Information Sheet

DRAWING No.: M80-560XXXX

SHEET 2 OF 2

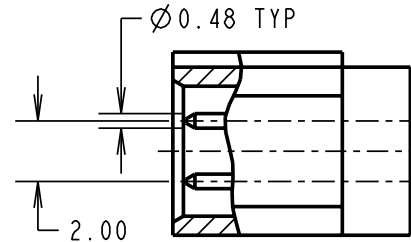
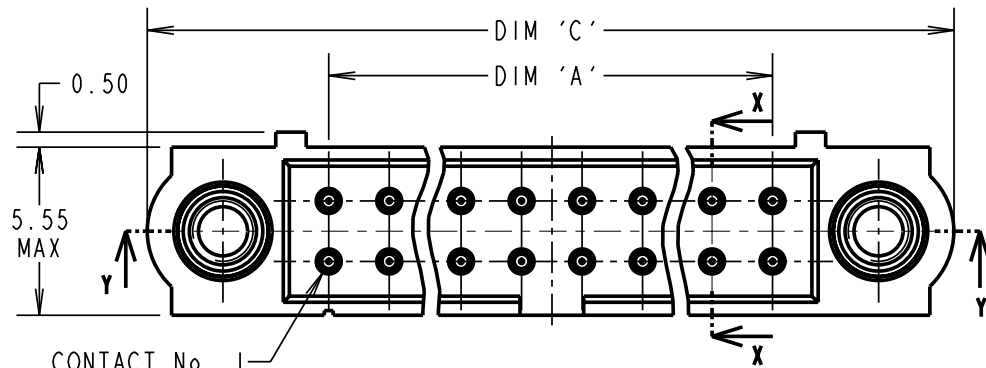
IF IN DOUBT - ASK

(C)

NOT TO SCALE

THIRD ANGLE PROJECTION

ALL DIMENSIONS IN mm



SPECIFICATIONS:

MATERIAL:

MOULDING = GLASS-FILLED PPS,
UL94V-0, BLACK

CONTACT = BRASS
JACKSCREW = STAINLESS STEEL

FINISH:

05 = 0.25-0.3µ GOLD
46 = 3.5-5.0µ 100% TIN SHELL

ELECTRICAL:

CURRENT RATING AT 25°C = 3.0A MAX
CURRENT RATING AT 85°C = 2.2A MAX
WORKING VOLTAGE = 120V AC/DC
VOLTAGE PROOF = 360V AC/DC
CONTACT RESISTANCE = 25 mΩ MAX
INSULATION RESISTANCE = 100 MΩ MIN

MECHANICAL:

DURABILITY = 500 OPERATIONS

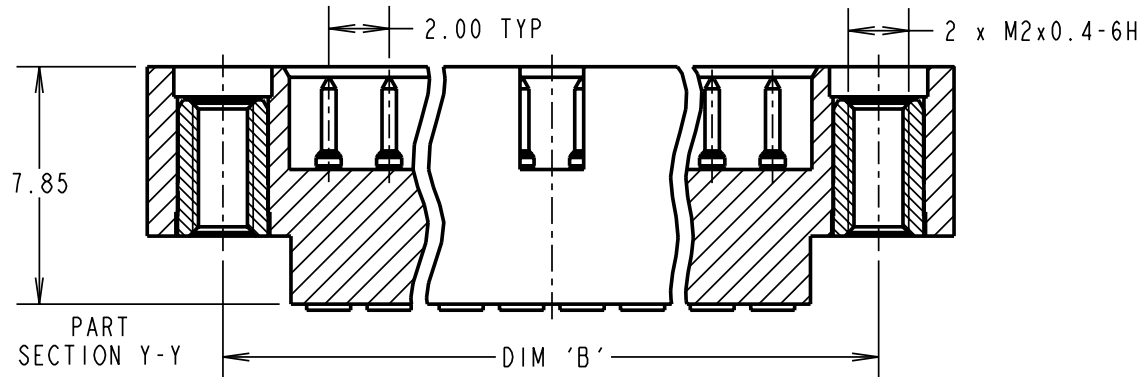
ENVIRONMENTAL:

TEMPERATURE RANGE = -55°C TO +125°C

PACKING:

LOOSE

FOR COMPLETE SPECIFICATION, SEE COMPONENT SPECIFICATION C005XX (LATEST ISSUE)



NOTES:

- CONNECTORS ARE SUPPLIED WITH CONTACTS LOOSE.
- FOR EXTRA CONTACTS, USE PART NUMBER M80-1940005 FOR M80-560XX05 AND M80-1940006 FOR M80-560XX46.
- RECOMMENDED WIRE TYPE = BS 3G 210 TYPE A, PTFE INSULATED 22 AWG. MAX INSULATION DIAMETER = Ø1.10mm, STRIP WIRE BY 2.00mm.
- RECOMMENDED HAND CRIMP TOOL = M22520/2-01 WITH POSITIONER Z80-193.
- CONTACT INSERTION AND EXTRACTION TOOL = Z80-280.
- INSTRUCTION SHEETS ARE AVAILABLE.

MGP	D	21.07.08	10103
NAME	ISS.	DATE	C/NOTE
APPROVED: MGP			
CHECKED: SF			
DRAWN: W. J. BOURNE			
CUSTOMER REF.:			
ASSEMBLY DRG:			

DIMENSION	CALCULATION
DIM 'A'	TOTAL No. OF CONTACTS - 2
DIM 'B'	TOTAL No. OF CONTACTS + 5
DIM 'C'	TOTAL No. OF CONTACTS + 10

EXAMPLE: CONNECTOR WITH 20 GOLD CONTACTS,
M80-5602005:
DIM 'A' = 18.00mm, DIM 'B' = 25.00mm,
DIM 'C' = 30.00mm

ORDER CODE:
M80-560XXXX

TOTAL No. OF CONTACTS —
04 TO 50
(EVEN NUMBERS ONLY)

FINISH —
05 - GOLD
46 - 100% TIN

HARWIN

HARWIN USA
TEL: 603 893 5376
FAX: 603 893 5396
mis@harwin.com

HARWIN Europe (UK)
TEL: 023 9231 4545
FAX: 023 9231 4590
mis@harwin.co.uk

HARWIN Asia
TEL: +65 6 779 4909
FAX: +65 6 779 3868
mis@harwin.com.sg

THIS DRAWING AND ANY INFORMATION OR DESCRIPTIVE MATTER SET OUT HEREON ARE CONFIDENTIAL AND COPYRIGHT PROPERTY OF THE HARWIN GROUP AND MUST NOT BE DISCLOSED, LOANED, COPIED OR USED FOR MANUFACTURING, TENDERING OR FOR ANY OTHER PURPOSE WITHOUT THEIR WRITTEN PERMISSION.

TOLERANCES

X. = ±1mm
X.X = ±0.25mm
X.XX = ±0.10mm
X.XXX = ±0.01mm

ANGLES = ±5°
UNLESS STATED

MATERIAL:
SEE ABOVE

FINISH: SEE ABOVE

S/AREA: mm²

TITLE: JACKSCREW DATAMATE
DIL CRIMP (LARGE BORE)
MALE ASSEMBLY

DRAWING NUMBER:
M80-560XXXX

SHT 2 OF 2