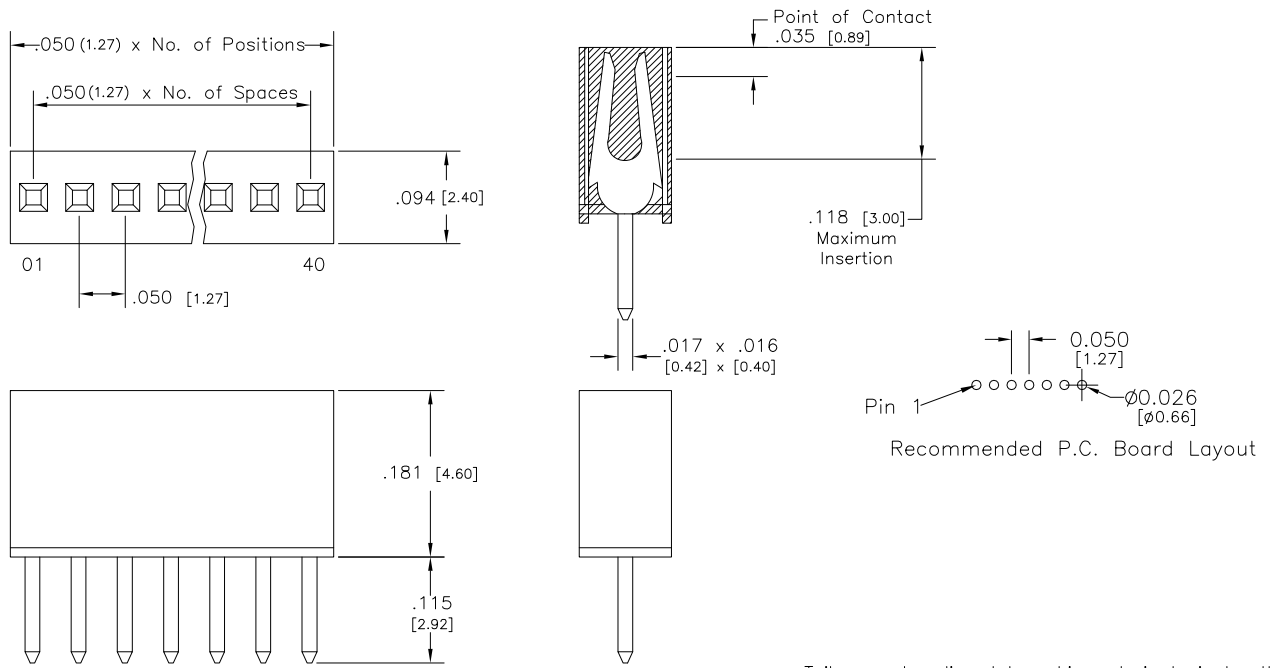
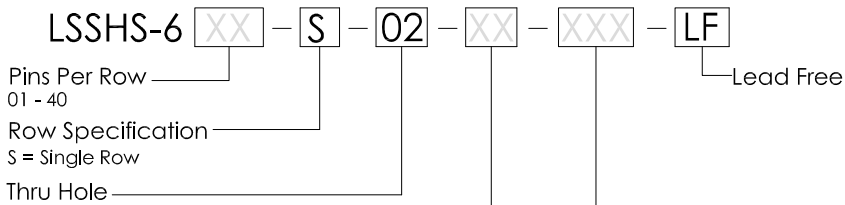


Major League Electronics .050x.100 cl Low Profile Socket Strips - Straight



Tails may be clipped to achieve desired pin length

Ordering Information



Polarized Position
Leave blank if not needed
If required, specify empty pin position, e.g. 012 for Pin 12

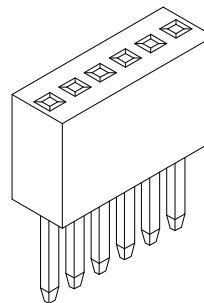
Plating Options	
10µ Gold on Contact Area / Flash on Tail	G
Matte Tin All Over	T
10µ Gold on Contact Area / Matte Tin on Tail	GT
30µ Gold on Contact Area / Matte Tin on Tail	H
Gold Flash over Entire Pin	F

Specifications

Insertion Depth: .080 (2.03) to .118 (3.00)
 Insertion Force - Per Contact - H Plating:
 8.0oz. (2.22N) avg. with .018 (0.46) sq. pin
 Withdrawal Force - Per Contact - H Plating:
 6.0 oz. (1.67N) avg. with 0.18 (0.46) sq. pin
 Current Rating: 1.0 Ampere
 Insulation Resistance: 1000MΩ Min.
 Dielectric Withstanding: 300V AC
 Contact Resistance: 20 mΩ Max.
 Operating Temperature: -40°C to + 105°C
 Max. Process Temperature:
 Peak: 260°C up to 10 secs.
 Process: 230°C up to 60 secs.
 Wave: 260°C up to 6 secs.
 Manual Solder: 350°C up to 5 secs.

Materials

Contact Material: Phosphor Bronze
 Insulator Material: Nylon 6T
 Plating: Au or Sn over 50µ" (1.27) Ni



Mates with:
 TSHS
 TSHC
 TSHR
 TSHSM
 BSTS
 BSTC
 BSTCM

Products cut to specific sizes are uncancellable/nonreturnable

Parts are subject to change without notice

LSSH-6-S SERIES

**.050 cl Single Row - Straight
 Low Profile Socket Strips**

06 FEB 07

Scale
 NTS

UNLESS OTHERWISE SPECIFIED
 DIMENSIONS IN INCHES (MM)
 TOLERANCES ARE:

ONE PLACE DECIMALS ±.100
 TWO PLACE DECIMALS ±.010
 THREE PLACE DECIMALS ±.005
 FOUR PLACE DECIMALS ±.0020
 ANGLES
 ±5°



4235 Earnings Way, New Albany, Indiana, 47150, USA
 1-800-782-3486 (USA/Canada/Mexico)

Tel: 812-944-7244
 Fax: 812-944-7268

E-mail: mle@mlelectronics.com
 Web: www.mlelectronics.com

Edition
 1

Sheet
 1/1