

SCHOTTKY DIODES STUDTYPE 35A

Features

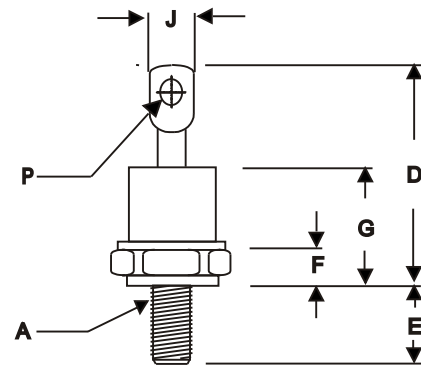
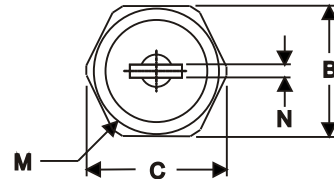
High Surge Capability
Types up to 100V V_{RRM}

**35Amp Rectifier
20-100 Volts**

Maximum Ratings

Operating Temperature: -55 °C to +150 °C
Storage Temperature: -55 °C to +175 °C

DO-4



Part Number	Maximum Recurrent Peak Reverse Voltage	Maximum RMS Voltage	Maximum DC Blocking Voltage
MBR3520(R)	20V	14V	20V
MBR3530(R)	30V	21V	30V
MBR3535(R)	35V	25V	35V
MBR3540(R)	40V	28V	40V
MBR3545(R)	45V	32V	45V
MBR3560(R)	60V	42V	60V
MBR3580(R)	80V	57V	80V
MBR35100(R)	100V	70V	100V

Electrical Characteristics @ 25 °C Unless Otherwise Specified

Average Forward Current	$I_{F(AV)}$	35A	$T_C = 110\text{ }^\circ\text{C}$
Peak Forward Surge Current	I_{FSM}	600A	8.3ms ,Half sine
Maximum Instantaneous Forward Voltage	V_F	0.68V 0.75V 0.84V	(MBR3530~MBR3545) (MBR3560) (MBR3580~MBR35100) $I_{FM} = 35\text{ A}; T_j = 25\text{ }^\circ\text{C}$
Maximum Instantaneous Reverse Current At Rated DC Blocking Voltage	I_R	1.5 mA 25 mA	$T_j = 25\text{ }^\circ\text{C}$ $T_j = 125\text{ }^\circ\text{C}$
Maximum thermal resistance, junction to case	$R_{\theta jc}$	1.5°C /W	
Mounting torque	Kgf-cm	11.0~13.4	Not lubricated threads

Notes:

- Standard Polarity: Stud is Cathode
- Reverse Polarity: Stud is Anode

DIM	DIMENSIONS				NOTE
	INCHES		MM		
	MIN	MAX	MIN	MAX	
A	10-32	UNF3A	Threads	Standard	Polarity
B	.424	.437	10.77	11.10	
C	----	.505	----	12.82	
D	.600	.820	15.24	20.82	
E	.422	.453	10.72	11.50	
F	.075	.175	1.91	4.44	
G	----	.405	----	10.29	
J	----	.310	----	7.87	
M	----	.413	----	10.49	∅
N	.020	.065	0.51	1.65	
P	.060	.100	1.53	2.54	∅

NOTE :

(1) Pulse Test: Pulse Width 300 usec, Duty Cycle < 2%

Figure .1- Typical Forward Characteristics

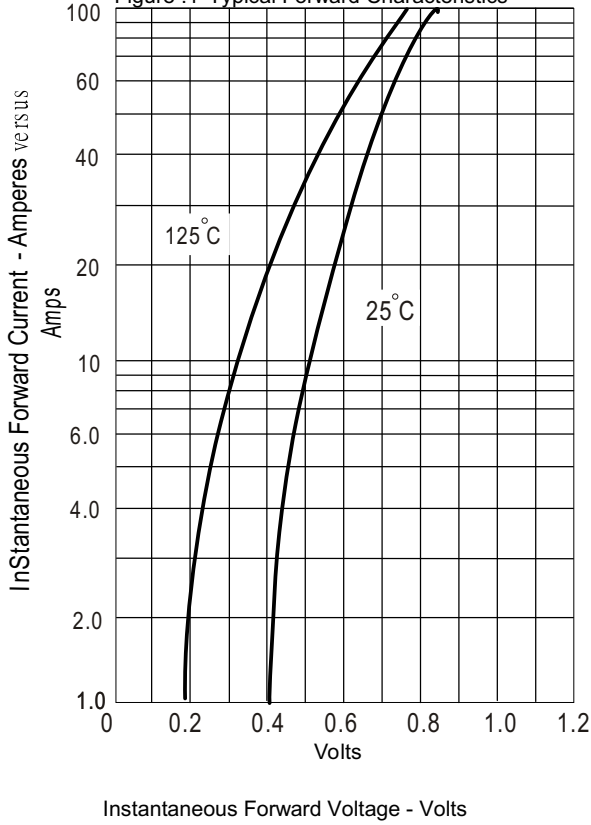


Figure .2- Forward Derating Curve

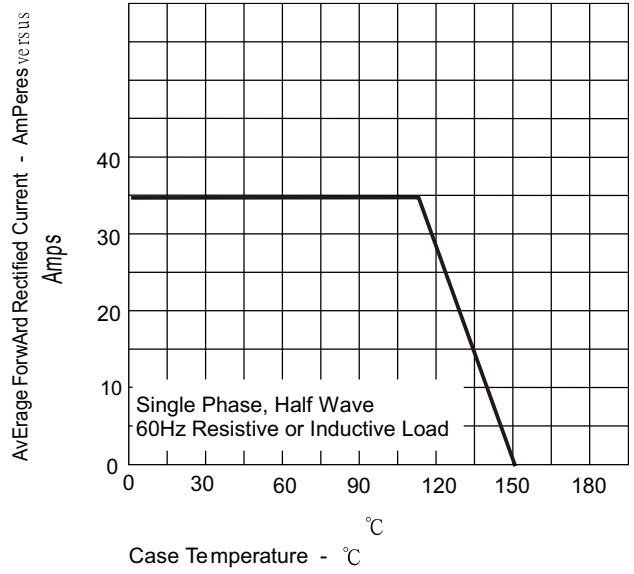


Figure .4- Typical Reverse Characteristics

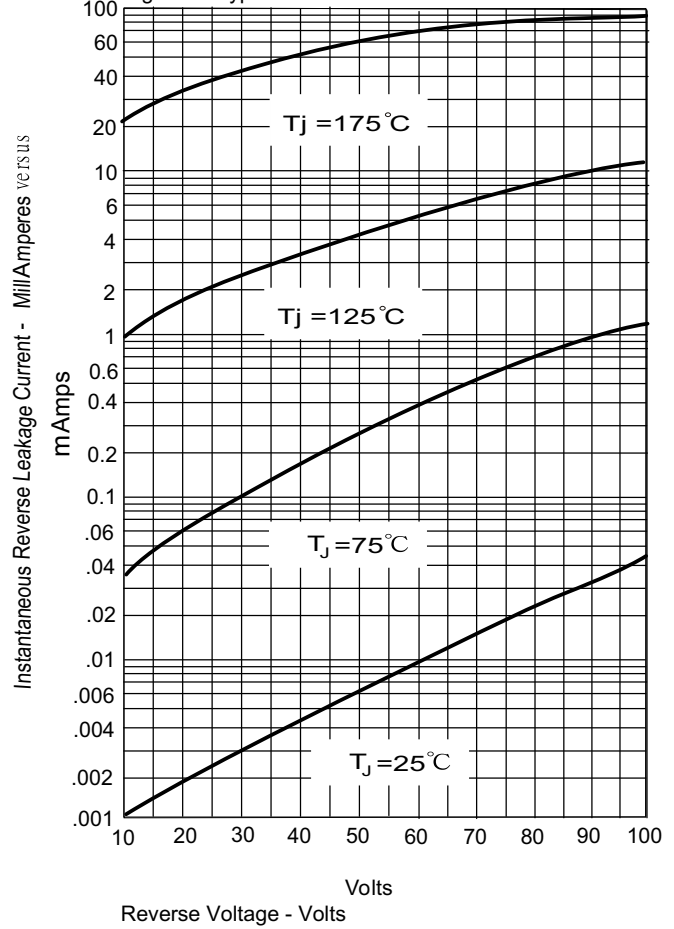


Figure .3- Peak Forward Surge Current

