



# HIGH TEMPERATURE

# Shielded Power Inductors – XAL1060



- Excellent current handling – over 100 A
- Very low DCR – as low as 0.5 mOhm
- Soft saturation

**Designer's Kit C435** contains 3 of each XAL1060 and XAL1010 value

**Core material** Composite

**Environmental** RoHS compliant, halogen free

**Terminations** RoHS compliant tin-silver (96.5/3.5) over copper. Other terminations available at additional cost.

**Weight** 3.6 – 3.8 g

**Ambient temperature** –40°C to +125°C with Irms current, +125°C to +165°C with derated current.

**Storage temperature** Component: –40°C to +165°C. Tape and reel packaging: –40°C to +80°C

**Resistance to soldering heat** Max three 40 second reflows at +260°C, parts cooled to room temperature between cycles

**Moisture Sensitivity Level (MSL)** 1 (unlimited floor life at <30°C / 85% relative humidity)

**Failures in Time (FIT) / Mean Time Between Failures (MTBF)** 38 per billion hours / 26,315,789 hours, calculated per Telcordia SR-332

**Packaging** 150/7" reel; 600/13" reel Plastic tape: 24 mm wide, 0.3 mm thick, 16 mm pocket spacing, 6.3 mm pocket depth

**PCB washing** Only pure water or alcohol recommended

| Part number <sup>1</sup> | Inductance <sup>2</sup><br>±20% (µH) | DCR (mOhms) <sup>3</sup> |       | SRF typ <sup>4</sup><br>(MHz) | Isat <sup>5</sup><br>(A) | Irms (A) <sup>6</sup> |           |
|--------------------------|--------------------------------------|--------------------------|-------|-------------------------------|--------------------------|-----------------------|-----------|
|                          |                                      | typ                      | max   |                               |                          | 20°C rise             | 40°C rise |
| XAL1060-181ME_           | 0.18                                 | 0.50                     | 0.55  | 68                            | >100                     | 28.8                  | 46.0      |
| XAL1060-401ME_           | 0.40                                 | 0.80                     | 0.88  | 60                            | 82                       | 25.9                  | 36.8      |
| XAL1060-681ME_           | 0.68                                 | 1.35                     | 1.50  | 51                            | 52                       | 22.4                  | 33.9      |
| XAL1060-122ME_           | 1.2                                  | 2.50                     | 2.75  | 44                            | 43                       | 17.9                  | 26.3      |
| XAL1060-152ME_           | 1.5                                  | 3.00                     | 3.30  | 36                            | 36                       | 16.0                  | 24.4      |
| XAL1060-222ME_           | 2.2                                  | 4.50                     | 4.95  | 25                            | 32                       | 13.9                  | 20.0      |
| XAL1060-332ME_           | 3.3                                  | 7.20                     | 7.92  | 19                            | 26                       | 11.2                  | 16.8      |
| XAL1060-472ME_           | 4.7                                  | 9.75                     | 10.72 | 16                            | 25                       | 8.5                   | 14.0      |

1. When ordering, please specify **packaging** code:

**XAL1060-152MEC**

**Packaging:** **C** = 7" machine-ready reel. EIA-481 embossed plastic tape (150 parts per full reel).

**B** = Less than full reel. In tape, but not machine ready.

To have a leader and trailer added (\$25 charge), use code letter C instead.

**D** = 13" machine-ready reel. EIA-481 embossed plastic tape. Factory order only, not stocked (750 parts per full reel).

2. Inductance tested at 100 kHz, 0.1 Vrms, 0 Adc.

3. DCR measured on a micro-ohmmeter.

4. SRF measured using Agilent/HP 4395A or equivalent.

5. DC current at which the inductance drops 30% (typ) from its value without current.

6. Current that causes the specified temperature rise from 25°C ambient.

7. Electrical specifications at 25°C.

Refer to Doc 362 "Soldering Surface Mount Components" before soldering.

## Irms Testing

Irms testing was performed on 0.75 inch wide × 0.25 inch thick copper traces in still air.

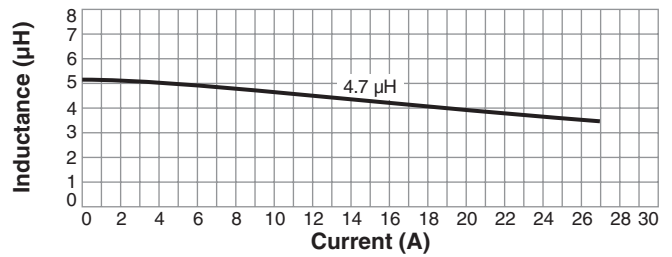
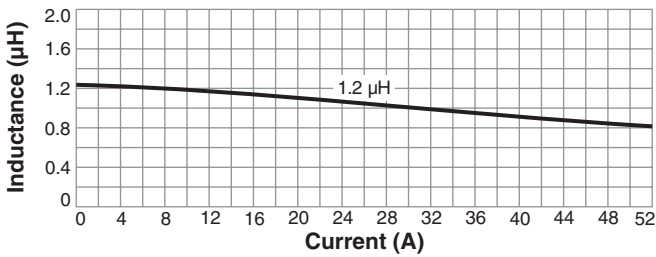
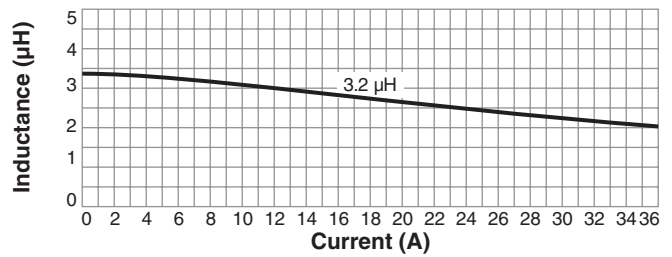
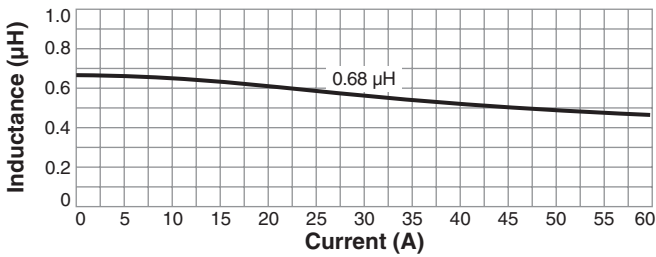
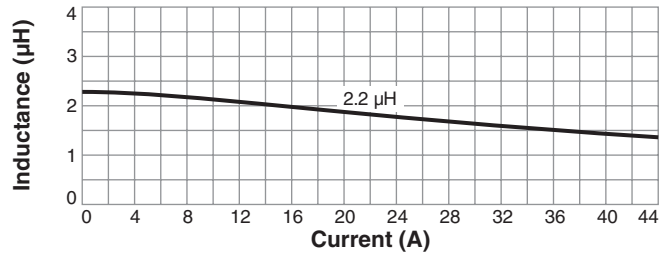
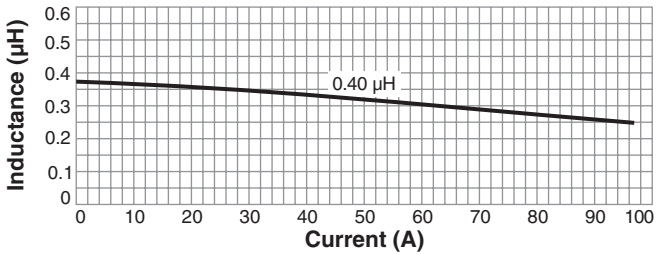
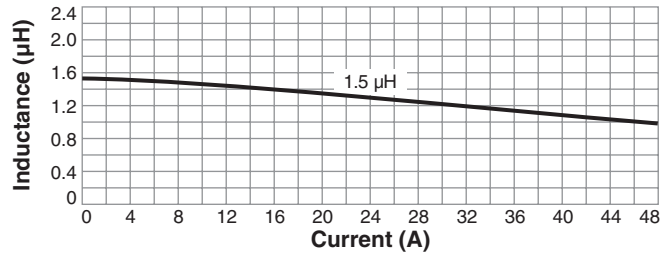
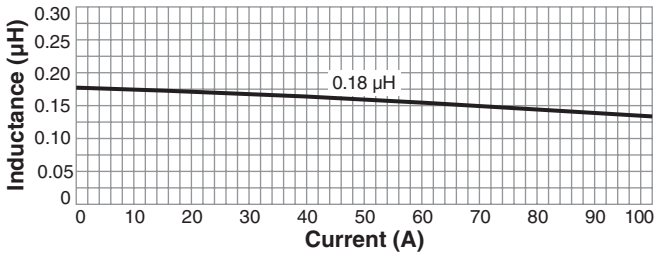
Temperature rise is highly dependent on many factors including pcb land pattern, trace size, and proximity to other components. Therefore temperature rise should be verified in application conditions.

# HIGH TEMPERATURE



## Shielded Power Inductors – XAL1060

### L vs Current

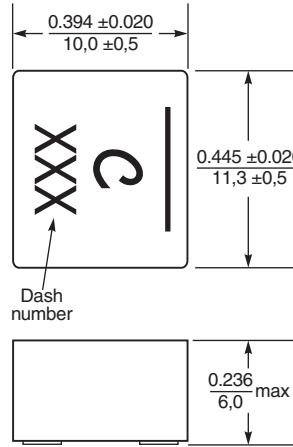
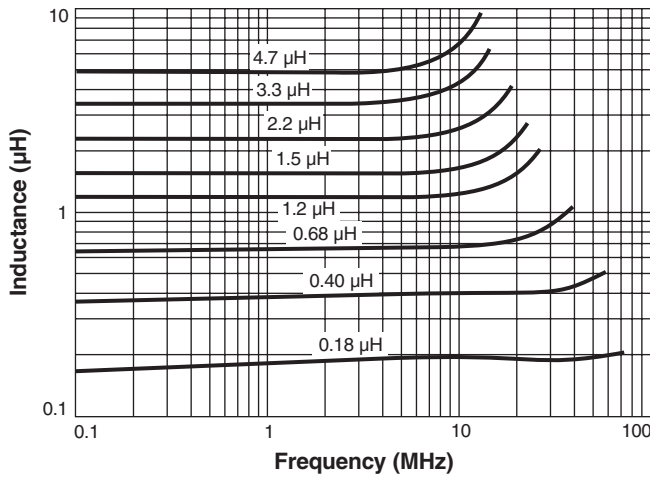


# HIGH TEMPERATURE



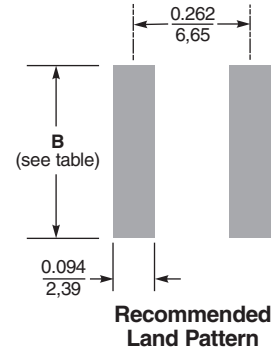
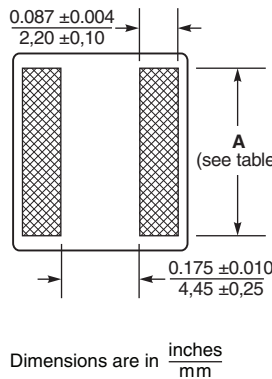
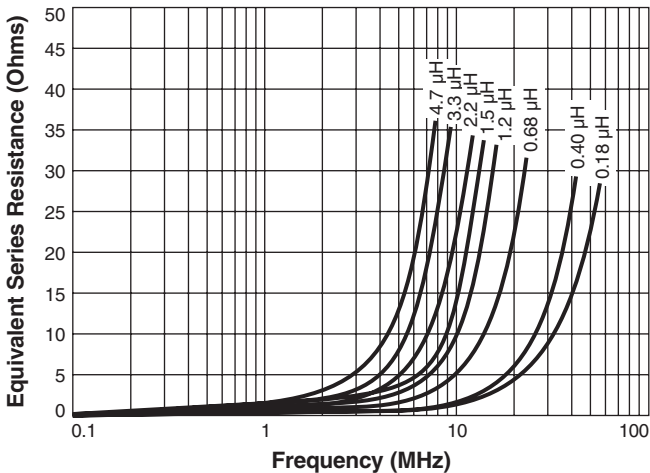
## Shielded Power Inductors – XAL1060

### L vs Frequency

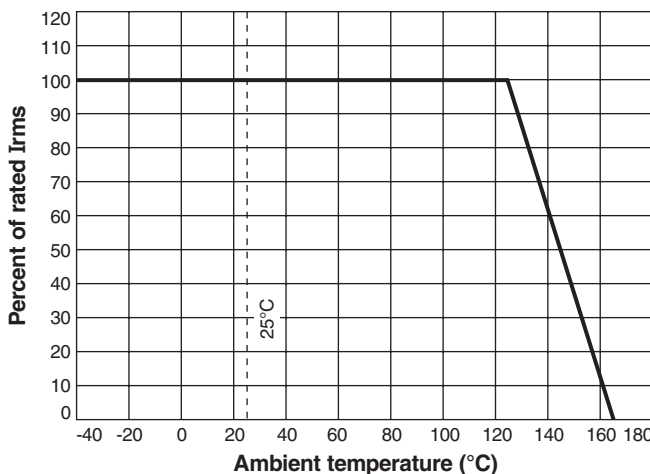


| Dash number | A<br>±0.008 in<br>±0.20 mm<br>(in / mm) | B<br>(in / mm) |
|-------------|---|----------------|
| -181        | 0.406 / 10.31                           | 0.445 / 11.31  |
| -401        | 0.390 / 9.91                            | 0.421 / 10.70  |
| -681        | 0.374 / 9.50                            | 0.398 / 10.11  |
| -122        | 0.358 / 9.10                            | 0.374 / 9.50   |
| -152        | 0.358 / 9.10                            | 0.374 / 9.50   |
| -222        | 0.351 / 8.91                            | 0.362 / 9.21   |
| -332        | 0.343 / 8.71                            | 0.351 / 8.91   |
| -472        | 0.343 / 8.71                            | 0.351 / 8.91   |

### ESR vs Frequency



### Irms Derating



**US** +1-847-639-6400 sales@coilcraft.com  
**UK** +44-1236-730595 sales@coilcraft-europe.com  
**Taiwan** +886-2-2264 3646 sales@coilcraft.com.tw  
**China** +86-21-6218 8074 sales@coilcraft.com.cn  
**Singapore** + 65-6484 8412 sales@coilcraft.com.sg

Document 812-3 Revised 07/25/12  
 © Coilcraft Inc. 2012  
 This product may not be used in medical of high risk applications without prior Coilcraft approval. Specification subject to change without notice. Please check out web site for latest information.