

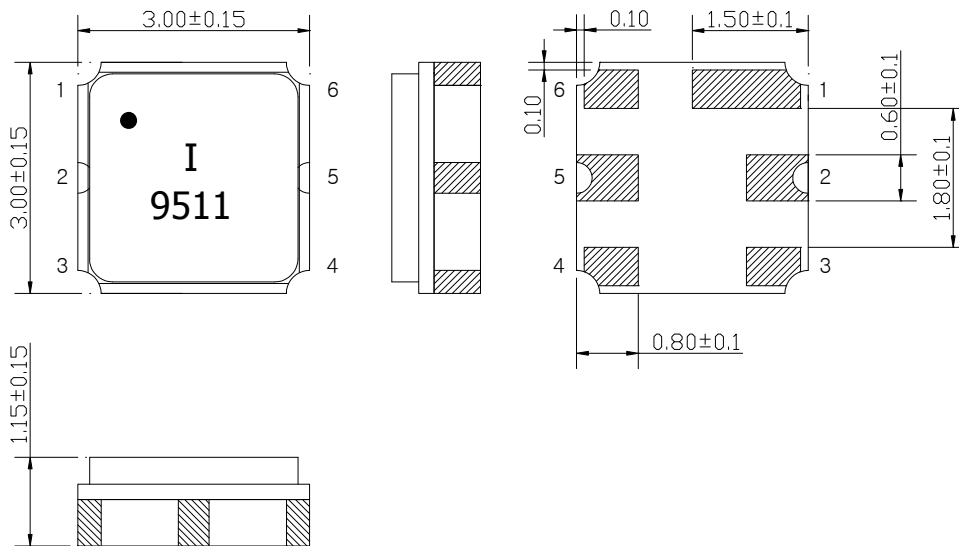
SAW Bandpass Filter F9511



Features

- RF bandpass filter
- High attenuation
- No matching single-ended operation
- Ceramic Surface Mounted Device Package (3.0 mm × 3.0 mm)
- RoHS Compliant

Package Dimension



Dimensions shown are nominal in millimeters

Body : Al_2O_3 Ceramic

Lid : Kovar, Ni Plated

Terminations : Au plating 0.3 ~ 1.0 μm , Over a 1.27 ~ 8.89 μm
Ni Plating

Pin Configurations	
2	Input
5	Output
1, 3, 4, 6	Case ground

Maximum Ratings

Parameters	Unit	Minimum	Typical	Maximum
Operating Temperature Range	$^{\circ}\text{C}$	-30	25	85
Storage Temperature Range	$^{\circ}\text{C}$	-40	-	85
Power Handling Capability	dBm	-	-	20

Electrostatics Sensitive Device (ESD)

	ITF Co., Ltd. 102-901, Bucheon Technopark 364, Samjeong-Dong, Ojeong-Gu, Bucheon-City, Gyeonggi-Do, Korea 421-809	Part No.	F9511	
		Rev. Date	2008-10-29	
		Rev.	NR8007-AS03	1/7

SAW Bandpass Filter F9511




Specifications

Fo = 951.0 MHz

	Minimum	Typical	Maximum	Unit
Center Frequency (Fc)	-	951.0	-	MHz
Insertion Loss (In Fc ±1.0 MHz)	-	2.0	3.0	dB
Amplitude Ripple (In Fc ±1.0 MHz)	-	0.5	1.0	dB
VSWR (In Fc ±1.0 MHz)	-	1.5	2.0	
Relative Attenuation				
0.3 MHz ~ 900.0 MHz	43	50	-	dB
(824MHz ~ 849MHz)	48	53	-	
(869MHz ~ 894MHz)	48	53	-	
900.0 MHz ~ 930.0 MHz	35	40	-	
985.0 MHz ~ 1500.0 MHz	35	40	-	
1500.0 MHz ~ 2000.0 MHz	35	40	-	
2000.0 MHz ~ 3000.0 MHz	20	-	-	
Input/Output Impedance		50		Ohm

Notes :

- 1) All specifications are based on the matching schematic shown below
- 2) All specifications are measured by Agilent Network analyzer and full 2 port calibration at room temperature
- 3) All attenuation measurements are measured relative to insertion loss


	ITF Co., Ltd. 102-901, Bucheon Technopark 364, Samjeong-Dong, Ojeong-Gu, Bucheon-City, Gyeonggi-Do, Korea 421-809	Part No.	F9511	
		Rev. Date	2008-10-29	
		Rev.	NR8007-AS03	2/7

SAW Bandpass Filter F9511



Matching Schematic

(Actual matching values may vary due to PCB layout and parasitics)



Marking Configuration


●¹⁾
I²⁾
9511³⁾

1) Pad Number 1 Index

2) Manufacturer name

3) Marking Number

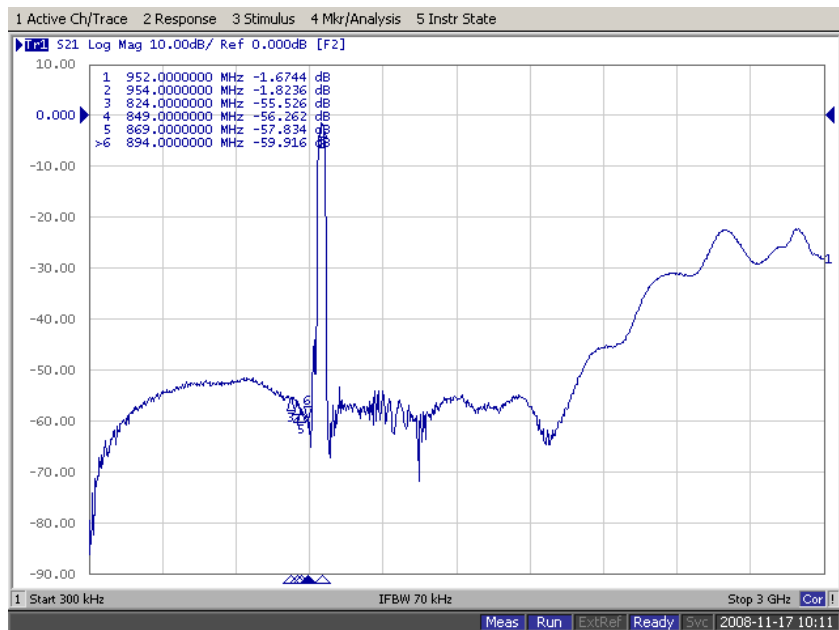
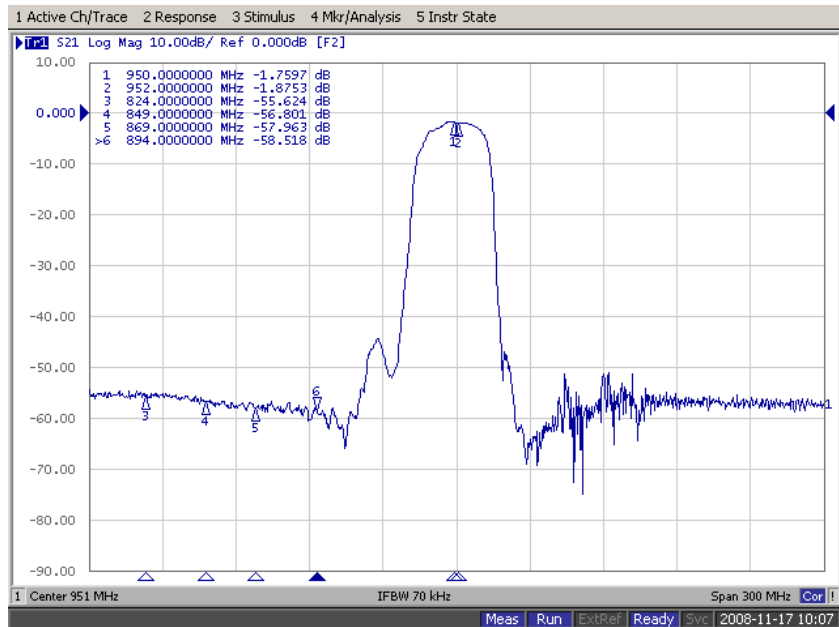
* Ink or Laser Marking available

	ITF Co., Ltd. 102-901, Bucheon Technopark 364, Samjeong-Dong, Ojeong-Gu, Bucheon-City, Gyeonggi-Do, Korea 421-809	Part No.	F9511	
		Rev. Date	2008-10-29	
		Rev.	NR8007-AS03	3/7

SAW Bandpass Filter F9511



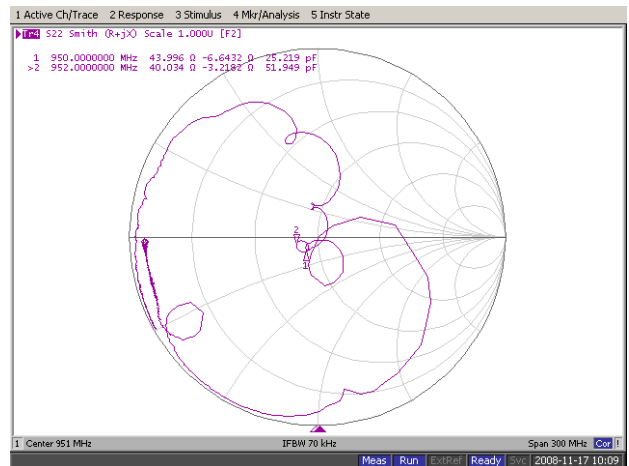
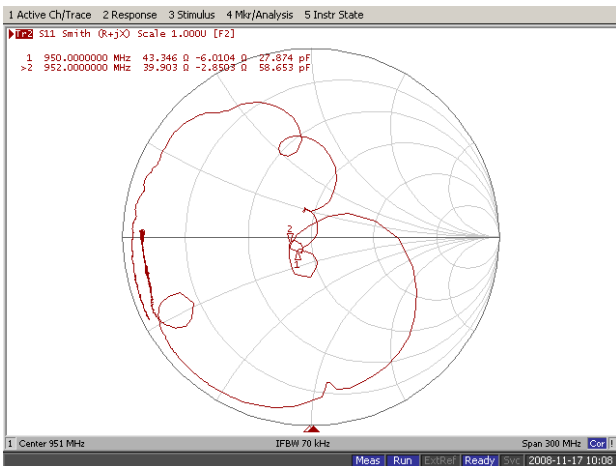
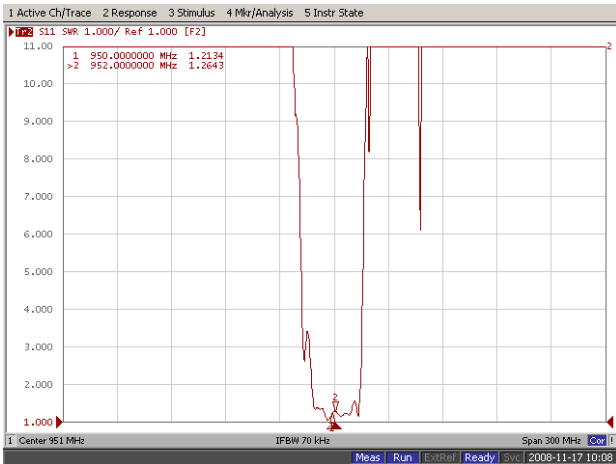
Typical Performance (at +25°C)



ITF Co., Ltd.
 102-901, Bucheon Technopark 364,
 Samjeong-Dong, Ojeong-Gu, Bucheon-City,
 Gyeonggi-Do, Korea 421-809

Part No.	F9511	
Rev. Date	2008-10-29	
Rev.	NR8007-AS03	4/7

SAW Bandpass Filter F9511



ITF Co., Ltd.
102-901, Bucheon Technopark 364,
Samjeong-Dong, Ojeong-Gu, Bucheon-City,
Gyeonggi-Do, Korea 421-809

Part No.

F9511

Rev. Date

2008-10-29

Rev.

NR8007-AS03

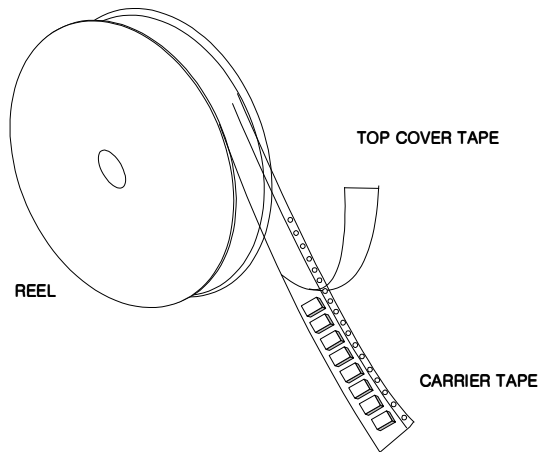
5/7

SAW Bandpass Filter F9511



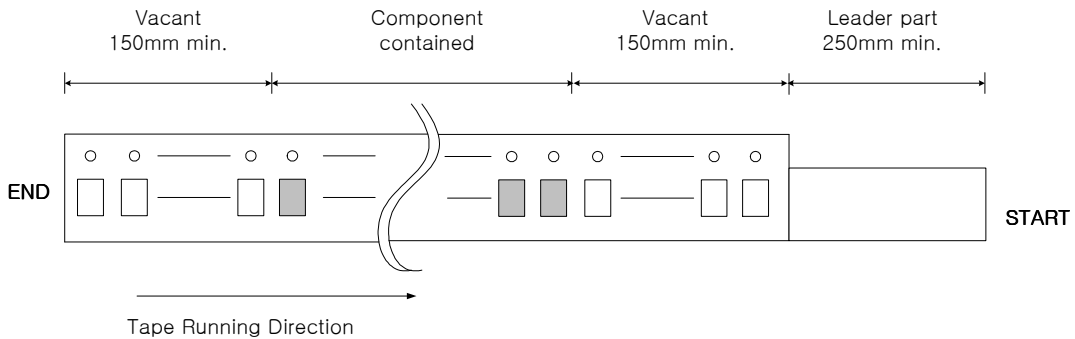
Packing Specification

1. Reeling Quantity : 3000 pcs / 13" reel (or 1000 pcs / 7" reel)
2. Taping Structure : The tape shall be wound around the reel in the direction shown below.



Tape Specification

1. Leader part and vacant position specification

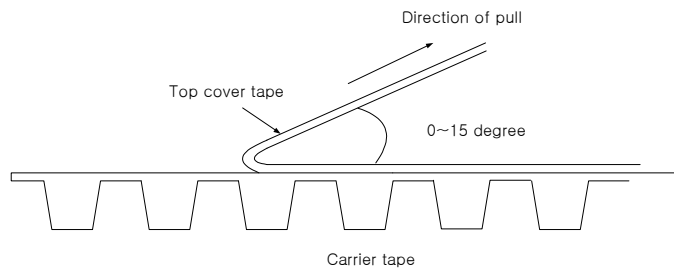


2. Tensile strength of carrier tape

4.4N/mm width

3. Top cover tape adhesion

- 1) pull off angle : 0~15°
- 2) speed : 300mm/min
- 3) force : 20~70g

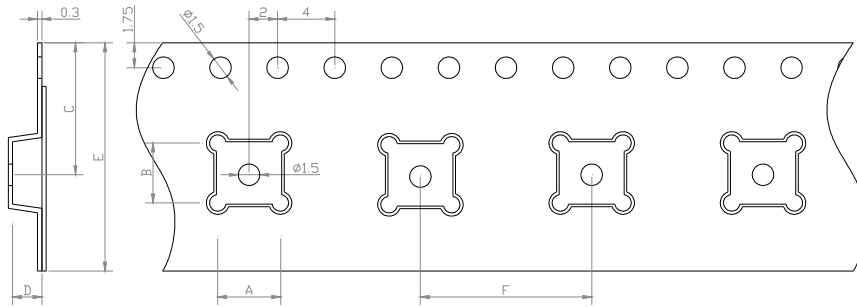


	ITF Co., Ltd. 102-901, Bucheon Technopark 364, Samjeong-Dong, Ojeong-Gu, Bucheon-City, Gyeonggi-Do, Korea 421-809	Part No.	F9511	
		Rev. Date	2008-10-29	
		Rev.	NR8007-AS03	6/7

SAW Bandpass Filter F9511

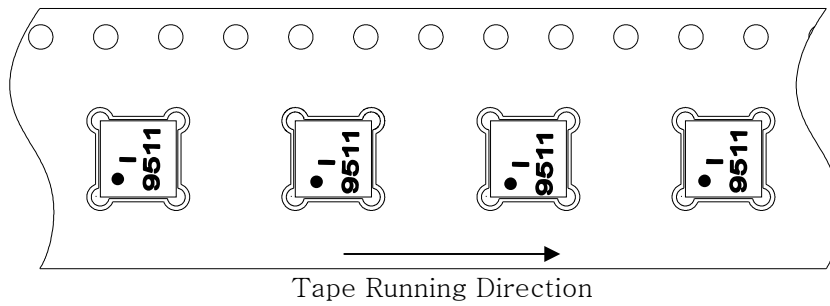


Carrier Tape Dimensions [unit : mm]

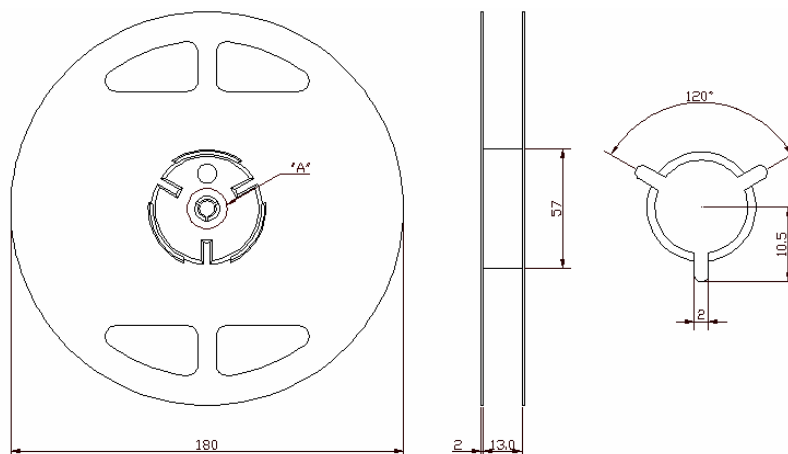


A	3.40 ± 0.1
B	3.40 ± 0.1
C	7.25 ± 0.1
D	1.70 ± 0.1
E	12.00 ± 0.1
F	8.00 ± 0.1

Part Direction



Reel Dimensions [unit : mm]



ITF Co., Ltd.
 102-901, Bucheon Technopark 364,
 Samjeong-Dong, Ojeong-Gu, Bucheon-City,
 Gyeonggi-Do, Korea 421-809

Part No.	F9511	
Rev. Date	2008-10-29	
Rev.	NR8007-AS03	7/7