

PLEASE CHECK WWW.MOLEX.COM FOR LATEST PART INFORMATION

Part Number: [0887419020](#)
Status: **Active**
Overview: [microcross_dvi](#)
Description: MicroCross™ DVI Digital Visual Interface, Shielded I/O Cable Assembly: DVI-Digital/Analog-to-DVI-Digital/Analog, Single Link TMDS, Black, 5.0m (16.40') Length

Documents:

[Drawing \(PDF\)](#) [RoHS Certificate of Compliance \(PDF\)](#)

General

Product Family	Cable Assemblies
Series	88744
Comments	Single Link TMDS
Connector to Connector	DVI-Digital/Analog-to-DVI-Digi
Overview	microcross_dvi
Product Name	MicroCross™DVI

Physical

Cable Length	5.0m (16.40')
Circuits (Loaded)	29
Color - Resin	Black
Gender	Plug/Plug
Lock to Mating Part	None
Material - Metal	Brass
Material - Plating Mating	Gold
Material - Plating Termination	Tin
Material - Resin	Polyester
Packaging Type	Bag
Pitch - Mating Interface (in)	0.075 In, 0.100 In
Pitch - Mating Interface (mm)	1.90 mm, 2.54 mm
Plating min: Mating (µin)	10, 2
Plating min: Mating (µm)	0.05, 0.25
Plating min: Termination (µin)	150
Plating min: Termination (µm)	3.75
Single Ended	No
Termination Interface: Style	Solder or Weld
Wire Insulation Diameter	N/A
Wire Size AWG	N/A
Wire/Cable Type	N/A

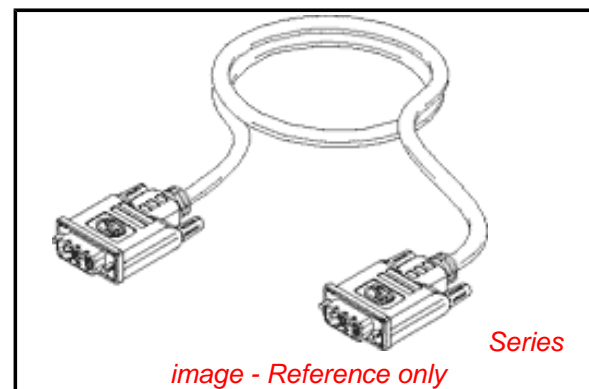
Electrical

Current - Maximum per Contact	3A
Shielded	Yes

Material Info

Reference - Drawing Numbers

Sales Drawing	SD-88741-011
---------------	--------------



EU RoHS

**ELV and RoHS
Compliant
REACH SVHC
Not Reviewed
Halogen-Free
Status
Not Reviewed**

China RoHS



Need more information on product environmental compliance?

Email productcompliance@molex.com
 For a multiple part number RoHS Certificate of Compliance, [click here](#)

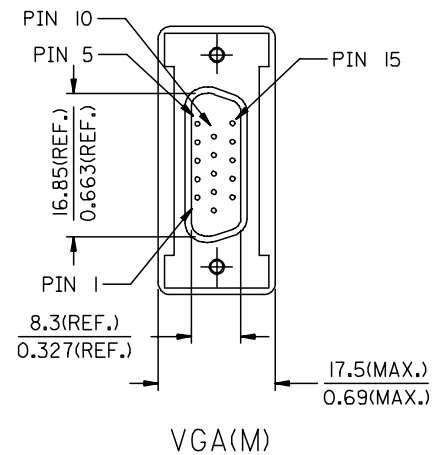
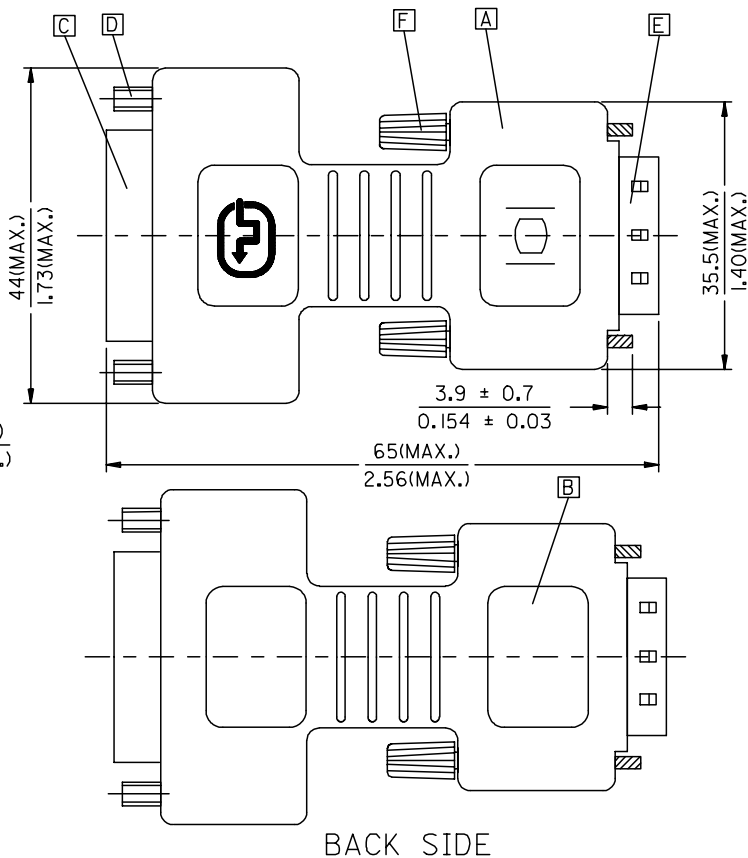
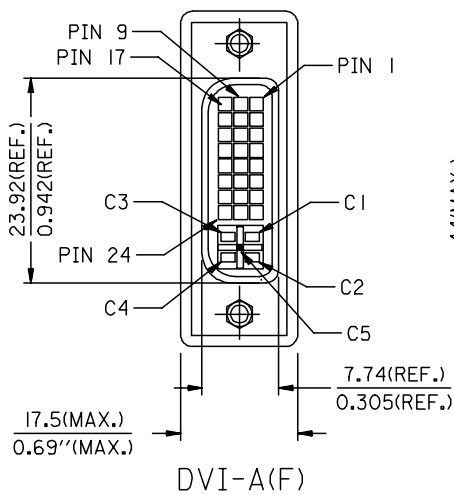
Please visit the [Contact Us](#) section for any non-product compliance questions.

Search Parts in this Series

[88744Series](#)

Mates With

[74320](#) MicroCross™ DVI-I Digital/Analog Visual Interface, PCB Receptacle



DVI-A(F)

VGA(M)

BACK SIDE

ENTER DESCRIPTION EC NO: DG2006-0186 DRWN: PDAI CHKD: APPR: TKAN 2006/03/09 2006/03/09 2006/03/10	QUALITY SYMBOLS ▽=0 ◻=0	GENERAL TOLERANCES (UNLESS SPECIFIED)		DIMENSION STYLE MM/IN		SCALE ---	DESIGN UNITS METRIC	THIRD ANGLE PROJECTION																																
		<table border="1"> <thead> <tr> <th></th> <th>mm</th> <th>INCH</th> </tr> </thead> <tbody> <tr> <td>4 PLACES</td> <td>± ---</td> <td>± ---</td> </tr> <tr> <td>3 PLACES</td> <td>± ---</td> <td>± ---</td> </tr> <tr> <td>2 PLACES</td> <td>± ---</td> <td>± ---</td> </tr> <tr> <td>1 PLACE</td> <td>± ---</td> <td>± ---</td> </tr> </tbody> </table>		mm	INCH	4 PLACES	± ---	± ---	3 PLACES	± ---	± ---	2 PLACES	± ---	± ---	1 PLACE	± ---	± ---	<table border="1"> <thead> <tr> <th>DRAWN BY</th> <th>DATE</th> <th>TITLE</th> </tr> </thead> <tbody> <tr> <td>PDAI</td> <td>2006/03/07</td> <td>DVI_A(F)-VGA(M) ADAPTER</td> </tr> <tr> <td>CHECKED BY</td> <td>DATE</td> <td></td> </tr> <tr> <td>ZXDENG</td> <td>2006/03/07</td> <td></td> </tr> <tr> <td>APPROVED BY</td> <td>DATE</td> <td></td> </tr> <tr> <td>BORON</td> <td>2006/03/07</td> <td></td> </tr> </tbody> </table>	DRAWN BY	DATE	TITLE	PDAI	2006/03/07	DVI_A(F)-VGA(M) ADAPTER	CHECKED BY	DATE		ZXDENG	2006/03/07		APPROVED BY	DATE		BORON	2006/03/07		MOLEX INCORPORATED			
		mm	INCH																																					
	4 PLACES	± ---	± ---																																					
	3 PLACES	± ---	± ---																																					
2 PLACES	± ---	± ---																																						
1 PLACE	± ---	± ---																																						
DRAWN BY	DATE	TITLE																																						
PDAI	2006/03/07	DVI_A(F)-VGA(M) ADAPTER																																						
CHECKED BY	DATE																																							
ZXDENG	2006/03/07																																							
APPROVED BY	DATE																																							
BORON	2006/03/07																																							
	DRAFT WHERE APPLICABLE MUST REMAIN WITHIN DIMENSIONS		MATERIAL NO. 88741-9100	DOCUMENT NO. SD-88741-012	SHEET NO. 1 OF 2																																			
	THIS DRAWING CONTAINS INFORMATION THAT IS PROPRIETARY TO MOLEX INCORPORATED AND SHOULD NOT BE USED WITHOUT WRITTEN PERMISSION																																							

NOTE: 1. ADAPTOR COVER MATERIAL

- 1.1 UL GRADE ABS
- 1.2 COLOR: PANTONE 661C
- 2. DVI CONNCTOR SPECIFICATION
 - 2.1 REFER TO PRODUCT SPEC. PS74320-0001.
 - 2.2 CONTACT PLATING: AU FLASH.
- 3. ELECTRICAL PERFORMANCE
 - 3.1 INSULATION RESISANCE: 20 M Ohms Min
 - 3.2 DIELECTRIC STRENGTH: 300V DC FOR 10 MILLISECONDS.
 - 3.3 IMPEDANCE: 75 ± 10% Ohms ON THE CO-AXIAL WIRES.
- 4. ADAPTOR SPECIFICATION
 - 4.1 REFER TO PRODUCT SPEC. PS88741-8700.
- 5. THIS PRODUCT MUST MEET MX RoHS COMPLIANCE.

6. CONNECTION DIAGRAM

SHIELD	SHIELD	GROUND
C 5	PIN R6,G7,B8	ANLOG GROUND
C 4	PIN 13	HORIZONTAL SYNC
C 3	PIN 3	ANLOG
C 2	PIN 2	ANLOG
C 1	PIN 1	ANLOG
PIN 15	PIN 5,10	GROUND(+5V & HV SYNC)
PIN 14,16	PIN 9	POWER +5V/HOT PLUG DETECT
PIN 8	PIN 14	VERTICAL SYNC
PIN 7	PIN 12	DDC DATA
PIN 6	PIN 15	DDC CLOCK
DVI-A(F)	VGA(M)	CABLE FUNCTION

7. MATERIAL LIST

ITEM	DESCRIPTION
F	ADAPTER SCREW 887806008
E	VGA D-SUB CONNECTOR
D	DVI_A FEMALE SCREW 887806066 887899320
C	DVI_A FEMALE CONNECTOR 743206001
B	DVI_A(F) TO VGA(M) ADAPTER BOTTOM COVER 887899313
A	DVI_A(F) TO VGA(M) ADAPTER TOP COVER 887899300

ENTER DESCRIPTION EC NO: DG2006-0186 DRWN: PDAI CHKD: APPR: TKAN	2006/03/09 2006/03/09 2006/03/10	QUALITY SYMBOLS 	GENERAL TOLERANCES (UNLESS SPECIFIED)		DIMENSION STYLE MM/IN		SCALE ---	DESIGN UNITS METRIC	THIRD ANGLE PROJECTION																											
				<table border="1"> <thead> <tr> <th></th> <th>mm</th> <th>INCH</th> </tr> </thead> <tbody> <tr> <td>4 PLACES</td> <td>± ---</td> <td>± ---</td> </tr> <tr> <td>3 PLACES</td> <td>± ---</td> <td>± ---</td> </tr> <tr> <td>2 PLACES</td> <td>± ---</td> <td>± ---</td> </tr> <tr> <td>1 PLACE</td> <td>± ---</td> <td>± ---</td> </tr> </tbody> </table>		mm	INCH	4 PLACES	± ---	± ---	3 PLACES	± ---	± ---	2 PLACES	± ---	± ---	1 PLACE	± ---	± ---	<table border="1"> <thead> <tr> <th>DRAWN BY</th> <th>DATE</th> </tr> </thead> <tbody> <tr> <td>PDAI</td> <td>2006/03/07</td> </tr> <tr> <th>CHECKED BY</th> <th>DATE</th> </tr> <tr> <td>ZXDENG</td> <td>2006/03/07</td> </tr> <tr> <th>APPROVED BY</th> <th>DATE</th> </tr> <tr> <td>BORON</td> <td>2006/03/07</td> </tr> </tbody> </table>	DRAWN BY	DATE	PDAI	2006/03/07	CHECKED BY	DATE	ZXDENG	2006/03/07	APPROVED BY	DATE	BORON	2006/03/07	TITLE DVI_A(F)-VGA(M) ADAPTER			
			mm	INCH																																
	4 PLACES		± ---	± ---																																
3 PLACES	± ---	± ---																																		
2 PLACES	± ---	± ---																																		
1 PLACE	± ---	± ---																																		
DRAWN BY	DATE																																			
PDAI	2006/03/07																																			
CHECKED BY	DATE																																			
ZXDENG	2006/03/07																																			
APPROVED BY	DATE																																			
BORON	2006/03/07																																			
DRAFT WHERE APPLICABLE MUST REMAIN WITHIN DIMENSIONS			MATERIAL NO. 88741-9100	DOCUMENT NO. SD-88741-012	MOLEX INCORPORATED																															
			SIZE A4	THIS DRAWING CONTAINS INFORMATION THAT IS PROPRIETARY TO MOLEX INCORPORATED AND SHOULD NOT BE USED WITHOUT WRITTEN PERMISSION																																