

# PW136

ITE 23-60 WATT SERIES



Photo shows Ault #3 Connector

## PW136 SWITCH-MODE POWER SUPPLY

- 100-250 VAC Universal Input
- Desktop / Wallmount Styles
- Single Output Up to 60W
- Regulated Output With Low Ripple
- Meets Safety Agency Requirements
- Complies With EMI/RFI Regulations
- CE Compliant
- Impact Resistant Polycarbonate Enclosure
- Private Label Marking Available
- 3 Year Warranty
- Modified and Custom Designs Also Available

### PW136

Ault Part No.	Voltage DC	Max Amps	Max Watts	Ripple p-p Max
PW136RA0351_01	3.3V	7.00	23.1	50mV
PW136RA0551_01	5V	6.00	30.0	50mV
PW136RA0751_01	7V	5.50	38.5	70mV
PW136RA0951_01	9V	5.50	49.5	100mV
PW136RA1203_01	12V	5.00	60.0	120mV
PW136RA1503_01	15V	4.00	60.0	150mV
PW136RA1803_01	18V	3.33	60.0	180mV
PW136RA2403_01	24V	2.50	60.0	240mV
PW136RA4803_01	48V	1.25	60.0	480mV

### Ault Part No. Key

PW136	R	A	05	51	—	01
Product Family Name	Manufacturing Location (volume dependent)	Design Revision Changes	Voltage DC	Connector	Input Configuration/ Model Type (see pg. 2)	Standard (no modifications, special artwork or special packaging)



**AULT INCORPORATED**

7105 Northland Terrace | Minneapolis, Minnesota 55428 | USATEL (1) 763-592-1900

FAX (1) 763-592-1911 | E-MAIL [info@aultinc.com](mailto:info@aultinc.com) | WEB [www.aultinc.com](http://www.aultinc.com)

© Copyright 2004 Ault Inc.

# PW136

ITE 23-60 WATT SERIES

## Input

Voltage	100-250 VAC -10%, +6%
Line Frequency	47-63 Hz
Current	1.0 Amp max. at 90 VAC input
Protection	Internal primary current fuse, Inrush limiting, Thermal shutdown






## Output

Combined Line and Load Voltage Regulation	±1% (excluding cord)
Ripple	See table
Transient Response	0.5 msec. for 50% load change typical
Holdup Time	18 msec min. @ 120 VAC 80 msec min. @ 240 VAC
Protection	Overcurrent protection, Short circuit Protection
Cord and Connectors	6 ft, 2 conductor, 18 AWG #3 connector for 12V and higher models; #51 connector for 9V and lower models. Other connectors also available.

## Safety Approvals

Agency Listings	cULus 60950, TUV/IEC EN60950
-----------------	------------------------------

## Input Configuration

				
IEC320 w/ground C14 (F)	IEC320 w/o ground C18 (Q)	N. America/ Japan (B)	Europe (M)	United Kingdom (G)

Specify the Input Configuration Code in your order.

## Electrical

Topology	Switching-fixed frequency flyback
Dielectric Withstand	3000VAC, 4242 VDC primary-secondary 1500 VAC, 2121 VDC primary-GND
Spacing	6.4mm primary-secondary
Efficiency	Up to 85%
EMI	Complies with EMC Directives
CE	CE Compliant
MTBF	100,000 Calculated Hours Minimum

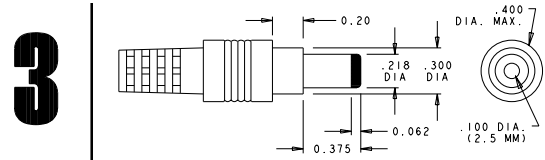
## Environmental

Operating Temperature	0° to 40° C with no derating
Storage Temperature	-30° to +85° C
Relative Humidity	5% to 95% non-condensing
Altitude	0-10,000 feet
Cooling	Convectional-non vented case

## Mechanical

Case and Dimensions	All Models 3.92L x 2.58W x 1.61H (in) 100L x 66W x 41H (mm)
Case Material	Black 94V0 Polycarbonate
Weight	Max. 10 ounces, 285 grams (excluding cord)

## Connector



Pinout Code	Center contact: positive
Description	Switchcraft 760 plug or equivalent
Suggested Mating	Switchcraft 712A jack or equivalent
Other Connectors are available by special order	



AULT INCORPORATED

7105 Northland Terrace | Minneapolis, Minnesota 55428 | USATEL (1) 763-592-1900

FAX (1) 763-592-1911 | E-MAIL info@aultinc.com | WEB www.aultinc.com

© Copyright 2004 Ault Inc.