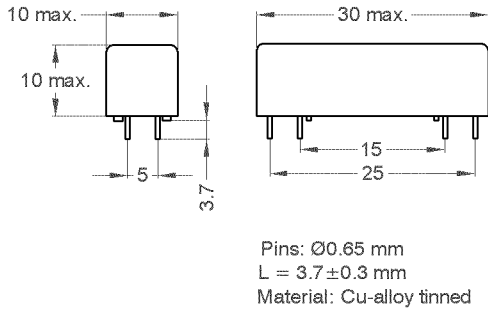
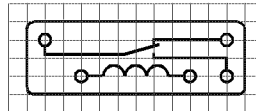


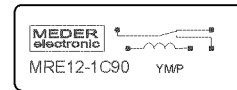
DIMENSIONS (mm)



LAYOUT
 pitch 2.5 mm/Top view



MARKING



MEDER-Label
 Type/Layout
 Production code,
 EN60062/Factory code

 tolerances according to DIN ISO 2768 m

Coil Data at 20 °C	Conditions	Min	Typ	Max	Unit
Coil resistance		500	560	620	Ohm
Coil voltage			12		VDC
Rated power			260		mW
Pull-In voltage				9	VDC
Drop-Out voltage		2			VDC

Contact data 90	Conditions	Min	Typ	Max	Unit
Contact-form			C		
Contact rating	Any DC combination of V & A not to exceed their individual max.'s			10	W
Switching voltage	DC or Peak AC/ with 40% overdrive			175	V
Switching current	DC or Peak AC/with 40% overdrive			0,5	A
Carry current	DC or Peak AC/ with 40% overdrive			1	A
Contact resistance static	Measured with 40% overdrive Start Value			150	mOhm
Insulation resistance	RH <45 %, 100 V test voltage	1			GOhm
Breakdown voltage	according to IEC 255-5	250			VDC
Operate time, incl. bounce	measured with 40% overdrive			0,7	ms
Release time	measured with no coil excitation			1,5	ms
Capacity	@ 10 kHz across open switch		1		pF

Environmental data	Conditions	Min	Typ	Max	Unit
Insulation resistance Coil/Contact	RH <45%, 200 VDC test voltage	1.000			GOhm
Insulation voltage Coil/Contact	according to IEC 255-5	2			kV AC
Shock	1/2 sine wave duration 11ms			50	g
Vibration	from 10 - 2000 Hz			20	g
Ambient temperature		-20		70	°C
Storage temperature		-35		95	°C
Soldering temperature	wave soldering max. 5 sec.			260	°C
Cleaning			fully sealed		
Housing material			Plastics / Polyamid		
Sealing compound			Polyurethan		
Connection pins			Copper alloy tin plated		