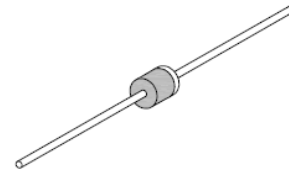


### 400W Transient Voltage Suppressor

#### Features

- 400W peak pulse power capability on 10/1000µs waveform, repetition rate (duty cycle): 0.01%
- Excellent clamping capability
- Very fast response time
- Low incremental surge resistance
- High temperature soldering guaranteed:  
260°C/10 seconds, 0.375" (9.5mm) lead length at 5lbs. (2.3kg) tension
- RoHS Compliant



R-1



#### Mechanical Data

<b>Case:</b>	Molded plastic over a passivated junction
<b>Epoxy:</b>	Meets UL 94V-0 flammability rating
<b>Terminals:</b>	Axial leads, solderable per MIL-STD-202, Method 208
<b>Polarity:</b>	Color band denoted cathode except bipolar
<b>Weight:</b>	0.0064 ounce, 0.181 gram

#### Maximum Ratings ( $T_{Ambient}=25^{\circ}C$ unless noted otherwise)

Symbol	Description	Value	Unit	Conditions
<b>VBR</b>	Breakdown Voltage	6.8 to 43	V	
<b>PPPM</b>	Peak Power Dissipation with a 10/1000µs Waveform	Minimum 400	W	Note (1)
<b>IPPM</b>	Peak Pulse Power Current with a 10/1000 us Waveform	See Table	A	Note (1) (2)
<b>PM(AV)</b>	Power Dissipation at $T_L=75^{\circ}C$ , Lead Lengths 0.375" (9.5mm)	1.0	W	Note (2)
<b>IFSM</b>	Peak Forward Surge Current, 8.3ms Single Half Sine-wave Superimposed on Rated Load (JEDEC Method)	40	A	Note (3)
<b>VF</b>	Maximum Instantaneous Forward Voltage at 25A	3.5	V	Note (3)
<b>TJ,TSTG</b>	Operating Junction and Storage Temperature Range	-55 to 175	°C	

# 400W Transient Voltage Suppressor

## MP4KE6.8A - MP4KE43CA

- Notes:** (1) Non-repetitive current pulse, per Fig.3 and derated above TA = 25°C per Fig. 2  
 (2) Mounted on copper pads area of 1.6×1.6" (40×40mm)  
 (3) Measured on 8.3 ms single half sine-wave or equivalent square wave, duty cycle = 4 pulses per minute maximum

### Electrical Characteristics ( $T_{Ambient}=25^{\circ}C$ unless noted otherwise)

www.DataSheet4U.com

P/N		Stand-Off Voltage	Breakdown Voltage @ Test Current (note1)			Max. Reverse Leakage Current @ V <sub>WM</sub>	Max. Clamping Voltage @ I <sub>PPM</sub>	Max. Peak Pulse Current	Max. Temperature coefficient of V <sub>BR</sub> (%/°C)
			V <sub>BR</sub>		I <sub>T</sub> (mA)				
Uni-Polar	Bi-Polar	V <sub>WM</sub> (V)	Min.	Max.		I <sub>T</sub> (mA)	I <sub>D</sub> (μA) (note2)	V <sub>C</sub> (V)	I <sub>PPM</sub> (A) (note1)
MP4KE6.8A	MP4KE6.8CA	5.8	6.45	7.14	10		300	10.5	28.6
MP4KE7.5A	MP4KE7.5CA	6.4	7.13	7.88	10	150	11.3	26.5	0.061
MP4KE8.2A	MP4KE8.2CA	7.02	7.79	8.61	10	50	12.1	24.8	0.065
MP4KE9.1A	MP4KE9.1CA	7.78	8.65	9.55	1.0	10	13.4	22.4	0.068
MP4KE10A	MP4KE10CA	8.55	9.5	10.5	1.0	5.0	14.5	27.6	0.073
MP4KE11A	MP4KE11CA	9.40	10.5	11.6	1.0	2.0	15.6	25.6	0.075
MP4KE12A	MP4KE12CA	10.2	11.4	12.6	1.0	1.0	16.7	24.0	0.078
MP4KE13A	MP4KE13CA	11.1	12.4	13.7	1.0	1.0	18.2	22.0	0.081
MP4KE15A	MP4KE15CA	12.8	14.3	15.8	1.0	1.0	21.2	18.9	0.084
MP4KE16A	MP4KE16CA	13.6	15.2	16.8	1.0	1.0	22.5	17.8	0.086
MP4KE18A	MP4KE18CA	15.3	17.1	18.9	1.0	1.0	25.5	15.9	0.088
MP4KE20A	MP4KE20CA	17.1	19.0	21.0	1.0	1.0	27.7	14.4	0.090
MP4KE22A	MP4KE22CA	18.8	20.9	23.1	1.0	1.0	30.6	13.1	0.092
MP4KE24A	MP4KE24CA	20.5	22.8	25.2	1.0	1.0	33.2	12.0	0.094
MP4KE27A	MP4KE27CA	23.1	25.7	28.4	1.0	1.0	37.5	10.7	0.096
MP4KE30A	MP4KE30CA	25.6	28.5	31.5	1.0	1.0	41.4	9.7	0.097
MP4KE33A	MP4KE33CA	28.2	31.4	34.7	1.0	1.0	45.7	8.8	0.098
MP4KE36A	MP4KE36CA	30.8	34.2	37.8	1.0	1.0	49.9	8.0	0.099
MP4KE39A	MP4KE39CA	33.3	37.1	41.0	1.0	1.0	53.9	7.4	0.100
MP4KE43A	MP4KE43CA	36.8	40.9	45.2	1.0	1.0	59.3	6.7	0.101

- Note:** 1. V(BR) measured after I<sub>T</sub> applied for 300μs, I<sub>T</sub>=square wave pulse or equivalent.  
 2. Surge current waveform per Fig. 3 and derated per Fig. 2

# 400W Transient Voltage Suppressor

## MP4KE6.8A - MP4KE43CA

### Typical Characteristics Curves

Fig.1- Peak Pulse Power Rating Curve

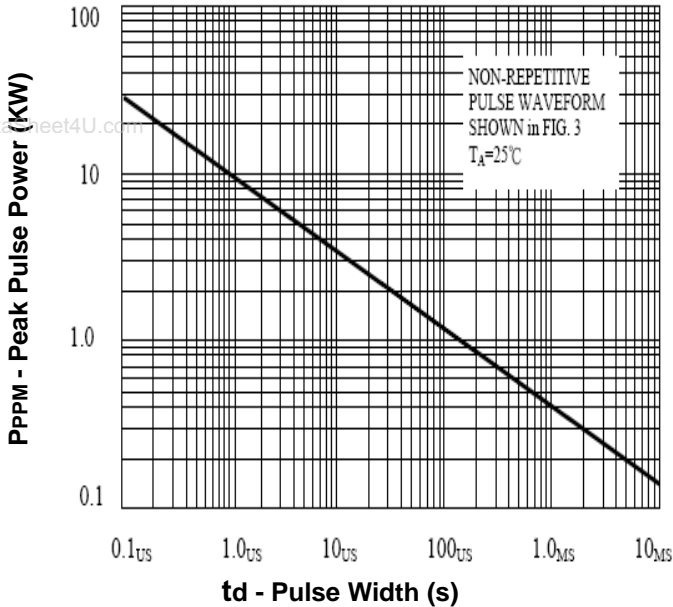


Fig.2- Pulse Derating Curve

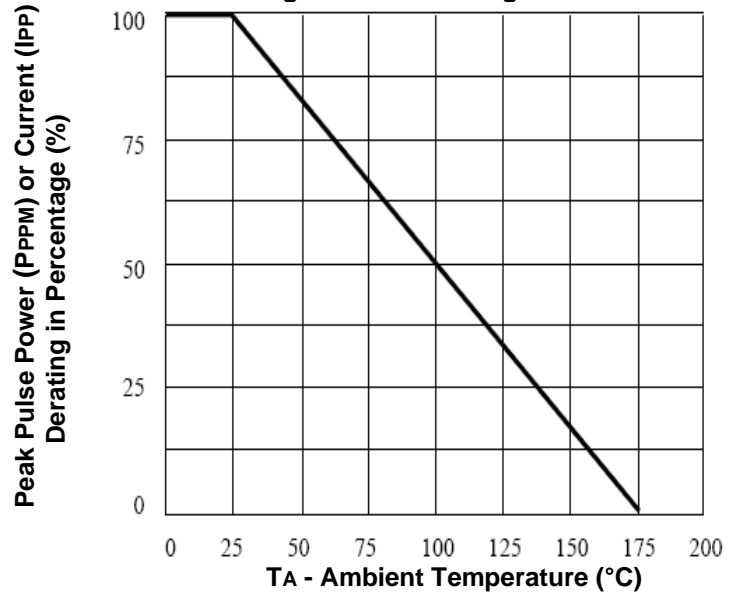


Fig.3- Pulse Waveform

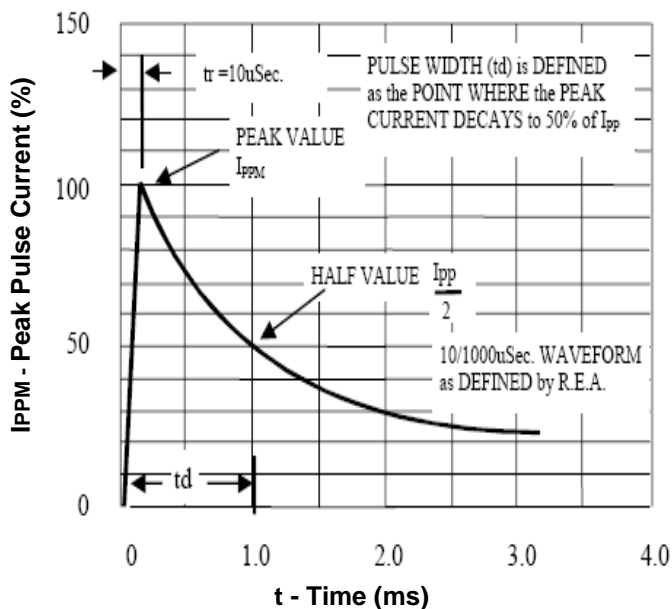
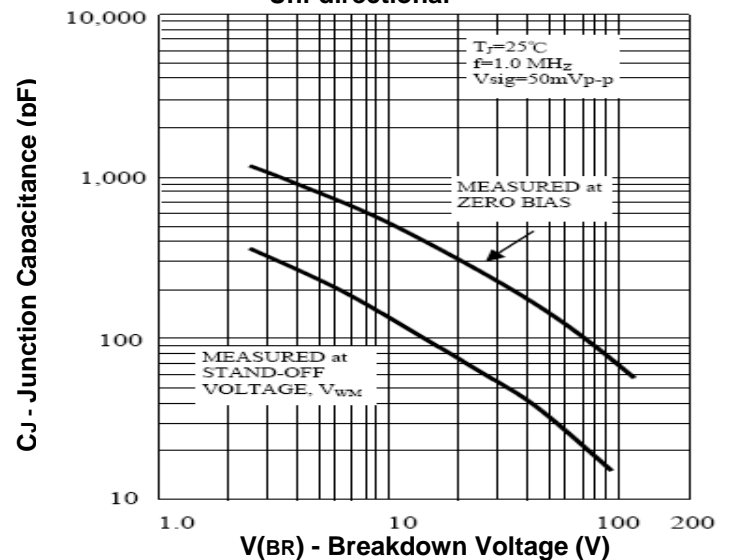


Fig.4- Typical Junction Capacitance Uni-directional



# 400W Transient Voltage Suppressor

## MP4KE6.8A - MP4KE43CA

Fig.5- Power Derating Curve

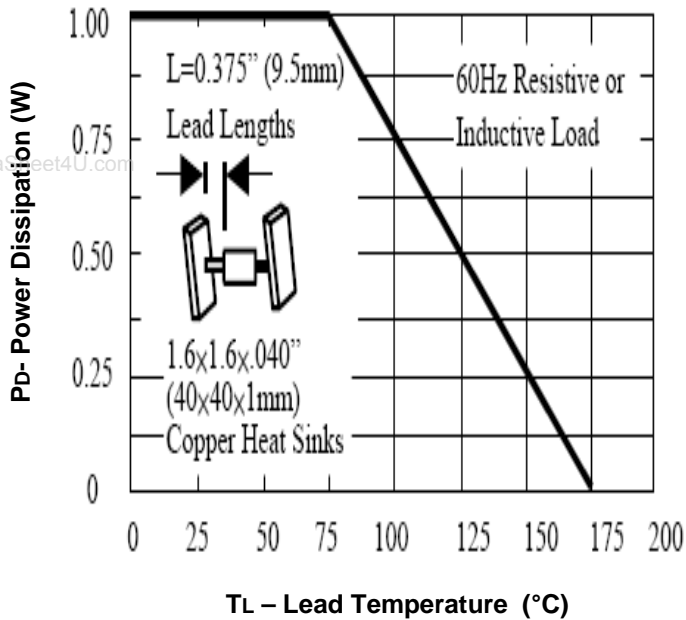
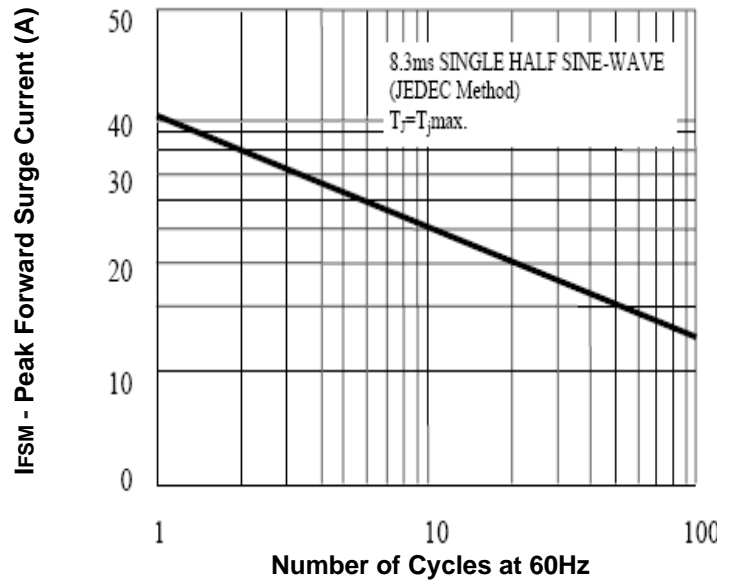
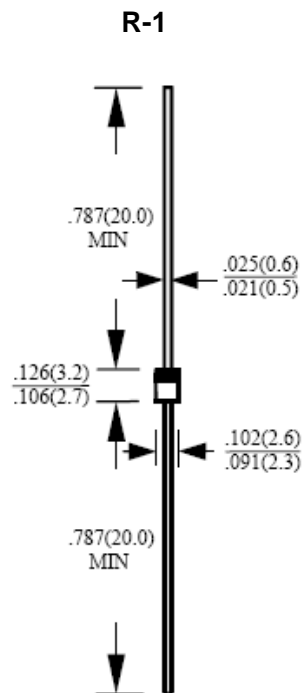


Fig.6- Max. Non-Repetitive Forward Surge Current Uni-directional only



### Dimensions in inches (mm)



# 400W Transient Voltage Suppressor

## MP4KE6.8A - MP4KE43CA

www.DataSheet4U.com

### How to contact us:

#### US HEADQUARTERS

28040 WEST HARRISON PARKWAY, VALENCIA, CA 91355-4162

Tel: (800) TAITRON (800) 247-2232 (661) 257-6060

Fax: (800) TAITFAX (800) 824-8329 (661) 257-6415

Email: [taitron@taitroncomponents.com](mailto:taitron@taitroncomponents.com)

Http://[www.taitroncomponents.com](http://www.taitroncomponents.com)

#### TAITRON COMPONENTS MEXICO, S.A .DE C.V.

BOULEVARD CENTRAL 5000 INTERIOR 5 PARQUE INDUSTRIAL ATITALAQUIA, HIDALGO C.P.

42970 MEXICO

Tel: +52-55-5560-1519

Fax: +52-55-5560-2190

#### TAITRON COMPONENTS INCORPORATED REPRESENTAÇÕES DO BRASIL LTDA

RUA DOMINGOS DE MORAIS, 2777, 2.ANDAR, SALA 24 SAÚDE - SÃO PAULO-SP 04035-001 BRAZIL

Tel: +55-11-5574-7949

Fax: +55-11-5572-0052

#### TAITRON COMPONENTS INCORPORATED, SHANGHAI REPRESENTATIVE OFFICE

METROBANK PLAZA, 1160 WEST YAN' AN ROAD, SUITE 1503, SHANGHAI, 200052, CHINA

Tel: +86-21-5424-9942

Fax: +86-21-5424-9931