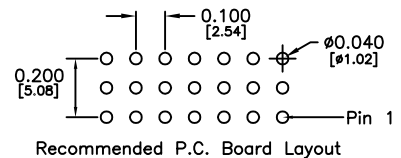
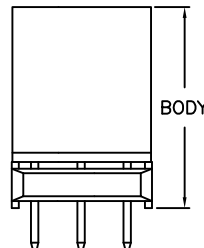
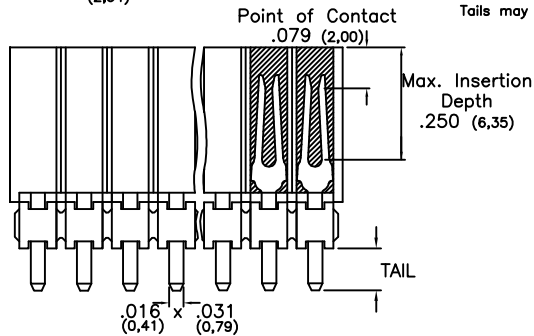
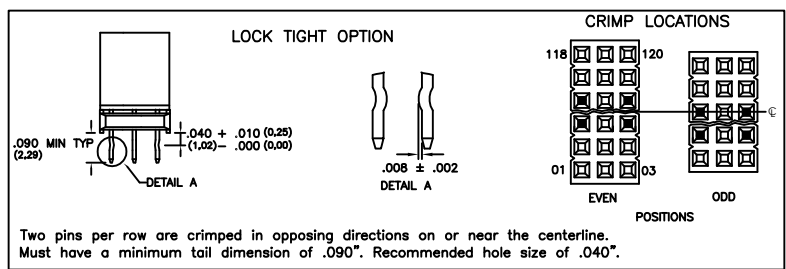
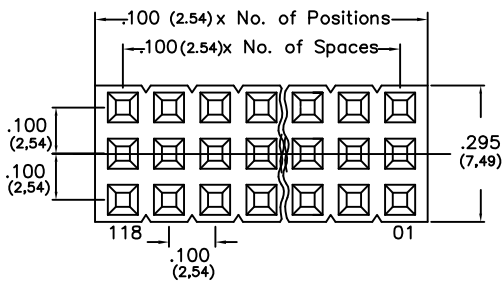


Major League Electronics .100 cl Board Stacker Socket Strips



Two pins per row are crimped in opposing directions on or near the centerline. Must have a minimum tail dimension of .090". Recommended hole size of .040".

Tails may be clipped to achieve desired pin length

Tails may be clipped to achieve desired pin length

Ordering Information

BSSH-1 **XX** - **T** - **XX** - **XX** - **XX** - **XXX** - **LF**

Pins Per Row
01 - 40

Row Specification
T = Triple Row

Lead Free

Polarized Position
Leave blank if not needed
If required, specify empty pin position, e.g. 012 for Pin 12

Lock Tight "LT" (Optional)
Leave blank if not needed
LT = With

Pin Options			
Tail Length	Body Height		
.090	2.29mm	.435	11.05mm
.290	7.37mm		02
.490	12.47mm		04
.190	4.83mm	.535	13.59mm
.390	9.91mm		06
.090	2.29mm		08
.290	7.37mm	.635	16.13mm
.490	9.91mm		10
.090	2.29mm		12
.290	7.37mm	.735	18.67mm
.490	9.91mm		14
.190	4.83mm		16

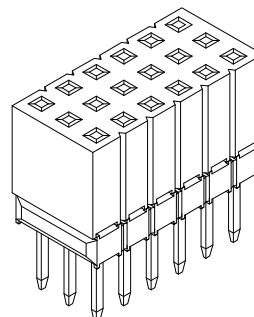
Plating Options	
G	- 10µ Gold on Contact area/Flash on Tail
T	- Matte Tin all Over
GT	- 10µ Gold on Contact Area / Matte Tin on Tail
H	- 30µ Gold on Contact Area / Matte Tin on Tail
F	- Gold Flash over Entire Pin

Specifications

Insertion Depth: .145 (3.68mm) to .250 (6.35mm)
 Insertion Force - Per Contact - H Plating:
 6oz. (1.67N) avg with .025 (0.64mm) sq. pin
 Withdrawal Force - Per Contact - H Plating:
 5oz. (1.39N) avg with .025 (0.64mm) sq. pin
 Current Rating: 3.0 Ampere
 Insulation Resistance: 1000MΩ Min.
 Dielectric Withstanding: 600V AC
 Contact Resistance: 20 mΩ Max.
 Operating Temperature: -40°C to + 105°C
 Max. Process Temperature:
 Peak: 260°C up to 20 secs.
 Process: 230°C up to 60 secs.
 Wave: 260°C up to 6 secs.
 Manual Solder: 350°C up to 5 secs.

Materials

Contact Material: Phosphor Bronze
 Insulator Material: Nylon 6T
 Plating: Au or Sn over 50µ" (1.27) Ni



Mates with:

BSTC, TSHCR,
 BSTCM, TSHCRE,
 BSTCR, TSHCRSM,
 BSTCRSM, TSHR,
 BSTS, TSHRE,
 LBSTCM, TSHS,
 LTSHCR, TSHSCM,
 LTSHCRE, TSHSM,
 LTSHR, ULTSHSM,
 LTSHRE, ULTSHC,
 LTSHSM, ULTHSCR,
 TSHC,

Products cut to specific sizes are uncancellable/nonreturnable

Parts are subject to change without notice

BSSH-1-T SERIES

.100 cl Triple Row
Board Stacker Socket Strip

15 JAN 07

Scale
NTS

UNLESS OTHERWISE SPECIFIED
DIMENSIONS IN INCHES (MM)
TOLERANCES ARE:

ONE PLACE DECIMALS ±.100
TWO PLACE DECIMALS ±.010
THREE PLACE DECIMALS ±.005
FOUR PLACE DECIMALS ±.0020
ANGLES
35



4235 Earnings Way, New Albany, Indiana, 47150, USA
 1-800-782-3486 (USA/Canada/Mexico)

Tel: 812-944-7244
 Fax: 812-944-7268
 E-mail: mle@mlelectronics.com
 Web: www.mlelectronics.com

Edition
1

Sheet
1/1