



SURFACE MOUNT RECTIFIER

VOLTAGE 800 Volts **CURRENT** 1.0 Amperes

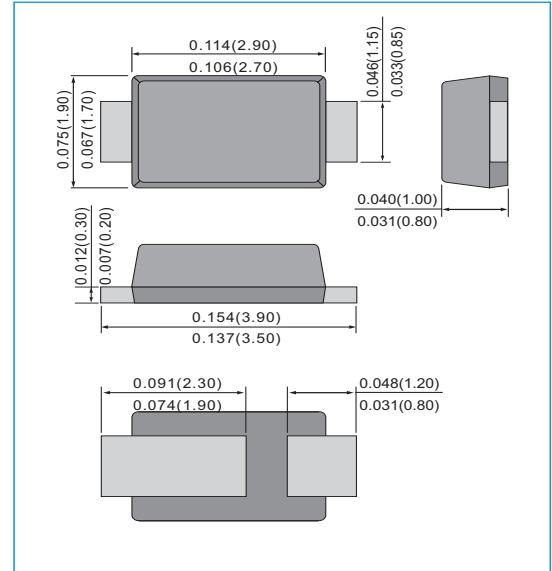
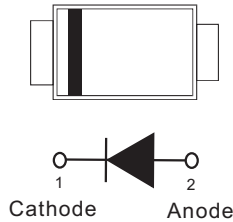
SOD-123HE Unit:inch(mm)

FEATURES

- For surface mounted applications
- Low profile package
- Easy pick and place
- Low Forward Drop
- Glass Passivated Chip Junction
- In compliance with EU RoHS 2002/95/EC directives

MECHANICAL DATA

- Case: SOD-123HE molded plastic
- Terminals: Solder plated, solderable per MIL-STD-750, Method 2026
- Polarity: Indicated by cathode band



MAXIMUM RATINGS AND ELECTRICAL CHARACTERISTICS

Ratings at 25°C ambient temperature unless otherwise specified. Single phase, half wave, 60Hz, resistive or inductive load.
For capacitive load, derate current by 20%

PARAMETER	SYMBOL	GS2008HE	UNITS
Maximum Recurrent Peak Reverse Voltage	V_{RRM}	800	V
Maximum RMS Voltage	V_{RMS}	560	V
Maximum DC Blocking Voltage	V_{DC}	800	V
Maximum Average Forward Current at $T_L=100\text{ }^\circ\text{C}$	$I_{F(AV)}$	2.0	A
Peak Forward Surge Current : 8.3ms single half sine-wave superimposed on rated load(JEDEC method)	I_{FSM}	50	A
Maximum Forward Voltage at 1.0A	V_F	1.1	V
Maximum DC Reverse Current at $T_J=25\text{ }^\circ\text{C}$ Rated DC Blocking Voltage $T_J=125\text{ }^\circ\text{C}$	I_R	1.0 50	μA
Typical Junction capacitance (Note 1)	C_J	12	pF
Typical Junction Resistance(Note 2)	$R_{\theta JL}$	100	$^\circ\text{C} / \text{W}$
Operating and Storage Temperature Range	T_J, T_{STG}	-55 to +150	$^\circ\text{C}$

NOTES:1. Measured at 1 MHz and applied $V_r = 4.0$ volts.
2. 8.0 mm² (.013mm thick) land areas.



GS2008HE

RATING AND CHARACTERISTIC CURVES

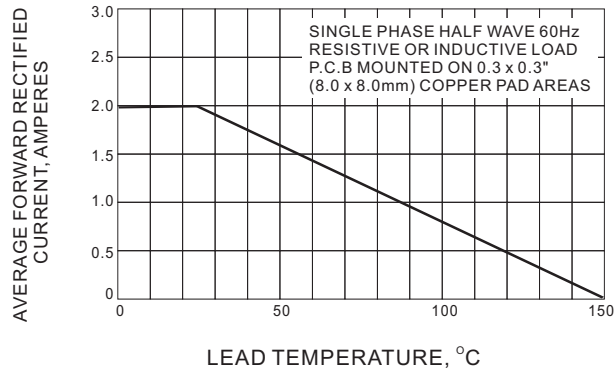


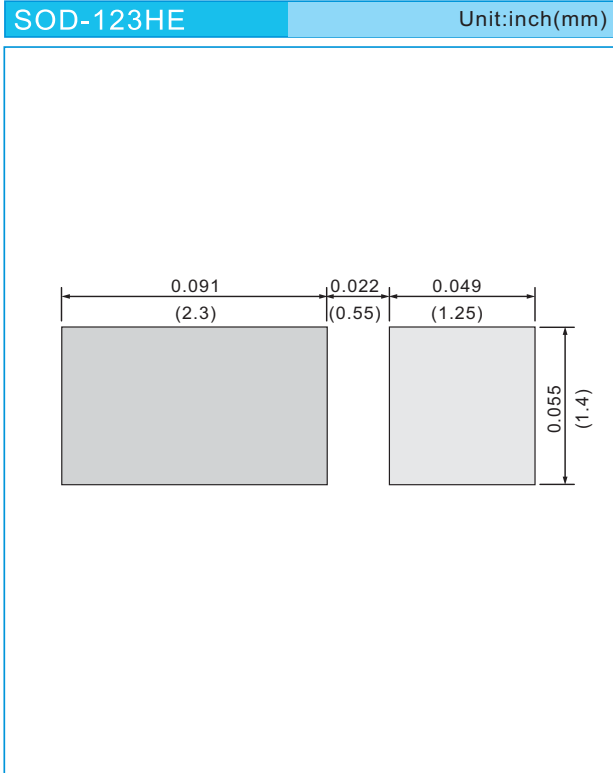
Fig.1 FORWARD CURRENT DERATING CURVE

PRELIMINARY



GS2008HE

MOUNTING PAD LAYOUT



ORDER INFORMATION

- Packing information
 - T/R - 10K per 13" plastic Reel
 - T/R - 3K per 7" plastic Reel

LEGAL STATEMENT

Copyright PanJit International, Inc 2009

The information presented in this document is believed to be accurate and reliable. The specifications and information herein are subject to change without notice. Pan Jit makes no warranty, representation or guarantee regarding the suitability of its products for any particular purpose. Pan Jit products are not authorized for use in life support devices or systems. Pan Jit does not convey any license under its patent rights or rights of others.

PRELIMINARY