

**PLEASE CHECK WWW.MOLEX.COM FOR LATEST PART INFORMATION**

**Part Number:** [0521510310](#)  
**Status:** **Active**  
**Description:** 2.00mm (.079") Pitch Wire Trap, Pull-Cover Style, Right Angle, 3 Circuits

**Documents:**

[3D Model](#) [Product Specification PS-52147-001 \(PDF\)](#)  
[Drawing \(PDF\)](#) [RoHS Certificate of Compliance \(PDF\)](#)

**Agency Certification**

UL E29179

**General**

Product Family Ribbon Cable / Wire Trap Connectors  
 Series [52151](#)  
 Comments Pull-Cover  
 Component Type One Piece  
 Glow-Wire Compliant No  
 Product Name Board-In, Wire Trap

**Physical**

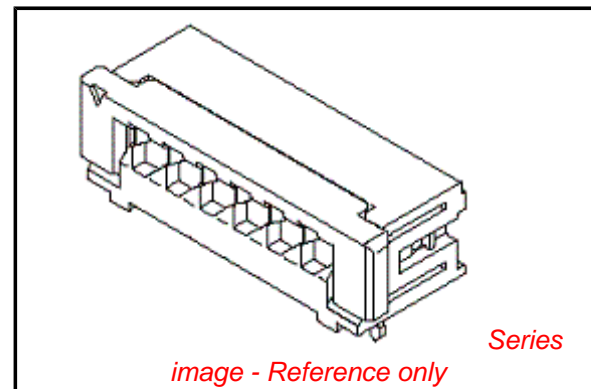
Circuits (Loaded) 3  
 Entry Angle 90° Angle  
 Flammability 94V-0  
 Lock to Mating Part None  
 Material - Metal Phosphor Bronze  
 Material - Plating Mating Tin  
 Material - Plating Termination Tin  
 Number of Rows 1  
 PCB Retention Yes  
 PCB Thickness Recommended (in) 0.062 In  
 PCB Thickness Recommended (mm) 1.60 mm  
 Packaging Type Tray  
 Pitch - Mating Interface (in) 0.079 In  
 Pitch - Mating Interface (mm) 2.00 mm  
 Plating min: Mating (µin) 36  
 Plating min: Mating (µm) 0.90  
 Plating min: Termination (µin) 36  
 Plating min: Termination (µm) 0.90  
 Polarized to Mating Part N/A  
 Polarized to PCB No  
 Stackable No  
 Surface Mount Compatible (SMC) No  
 Temperature Range - Operating -40°C to +105°C  
 Termination Interface: Style Through Hole - Kinked Pin  
 Wire Insulation Diameter 1.60mm (.063") max.  
 Wire Size AWG 26  
 Wire/Cable Type Ribbon Cable

**Electrical**

Current - Maximum per Contact 2A  
 Voltage - Maximum 150V

**Material Info**

**Reference - Drawing Numbers**



**EU RoHS**

**ELV and RoHS  
 Compliant  
 REACH SVHC  
 Contains SVHC: No  
 Halogen-Free  
 Status  
 Not Reviewed**

**China RoHS**



**Need more information on product  
 environmental compliance?**

Email [productcompliance@molex.com](mailto:productcompliance@molex.com)  
 For a multiple part number RoHS Certificate of  
 Compliance, [click here](#)

Please visit the [Contact Us](#) section for any  
 non-product compliance questions.

**Search Parts in this Series**

[52151Series](#)

**Mates With**

N/A

**Use With**

Topcoated ribbon cable

Product Specification

Sales Drawing

PS-52147-001, RPS-52147-001, RPS-52147-002,  
RPS-52147-003, RPS-52147-004, RPS-52151-001,  
RPS-52151-002, RPS-52151-003  
SD-52151-\*\*-10

This document was generated on 04/16/2010

**PLEASE CHECK [WWW.MOLEX.COM](http://WWW.MOLEX.COM) FOR LATEST PART INFORMATION**

DWG. NO. SD-52151-\*\*\*10

DIMENSIONS IN METRIC DO NOT SCALE DRAWING

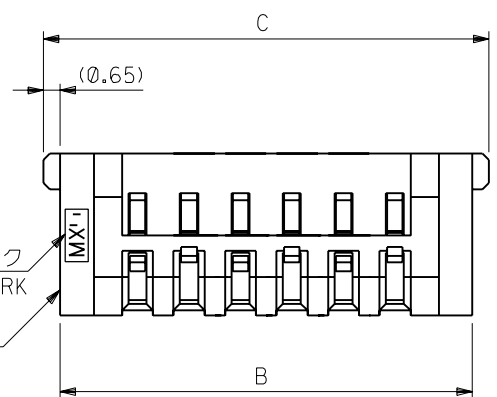
回路番号1用マーク  
CKT.NO.1 SIDE

アクチュエータ  
ACTUATOR

3.3±0.5

2 (ピッチ)  
(PITCH)

3

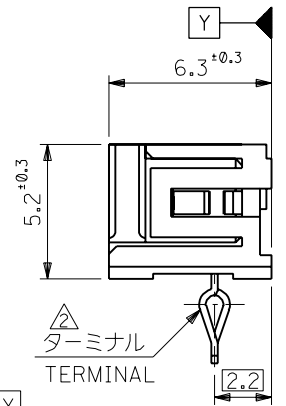


③  
トレードマーク  
TRADE MARK

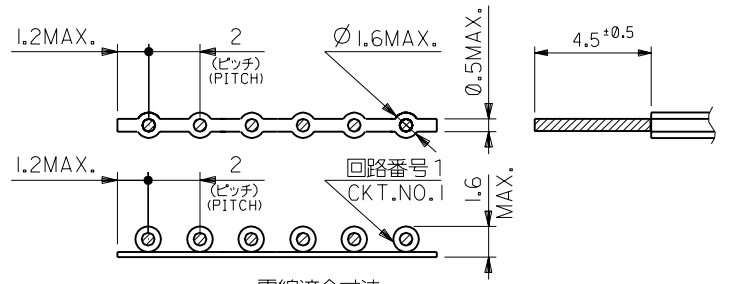
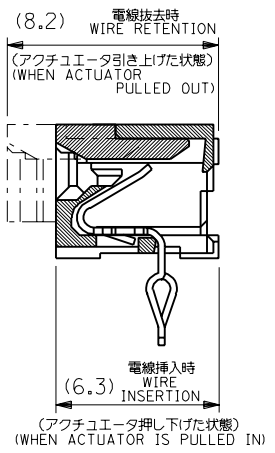
ハウジング  
HOUSING

注記  
NOTES

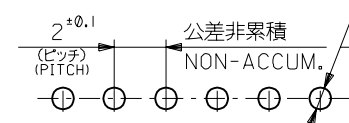
- 1 使用材料 : MATERIAL  
 ハウジング : PBT (ガラス繊維入), UL94V-0. (白)  
 HOUSING : PBT (GLASS FILLED), UL94V-0. (WHITE)  
 アクチュエータ : PBT (ガラス繊維入), UL94V-0. (白)  
 ACTUATOR : PBT (GLASS FILLED), UL94V-0. (WHITE)  
 ターミナル : リン青銅、錫メッキ (t=0.25)  
 TERMINAL : PHOS-BRO, TIN-PLATED (t=0.25)
- ② 2極のみキック無しとする。  
 NO KINK APPLIED FOR 2 CKTS ONLY.
- ③ 生産国 (トレードマーク) : 日本 (MXJ-大和)  
 MALAYSIA (MXL)  
 PLACE OF MANUFACTURE (TRADE-MARK) :  
 JAPAN (MXJ-YAMATO)  
 MALAYSIA (MXL)



ターミナル  
TERMINAL



電線適合寸法  
RECOMMENDED WIRE DIM.



基板取付穴推奨寸法 (t=1.6)  
RECOMMENDED P.C.BOARD HOLE DIM.

φ0.9±0.05 (ドリル穴)  
(DRILL HOLE)  
φ0.8±0.1 (パンチ穴)  
(PUNCH HOLE)

39.3	38	32	52151-1710	17
37.3	36	30	-1610	16
35.3	34	28	-1510	15
33.3	32	26	-1410	14
31.3	30	24	-1310	13
29.3	28	22	-1210	12
27.3	26	20	-1110	11
25.3	24	18	-1010	10
23.3	22	16	-0910	9
21.3	20	14	-0810	8
19.3	18	12	-0710	7
17.3	16	10	-0610	6
15.3	14	8	-0510	5
13.3	12	6	-0410	4
11.3	10	4	-0310	3
9.3	8	2	52151-0210	2
C	B	A	ENG.NO.	極致

角度 ANGLE	±3°								材料 MATERIAL	注記参照 SEE NOTES	MOLEX-JAPAN CO.,LTD. 日本モレックス株式会社 <b>REVISE ONLY ON CAD SYSTEM</b> TITLE 名称 2.0 NEW MINI WIRE TRAP CONN.(R/A) DWG. NO. SD-52151-***10 REV E
30以上 OVER	+0.3	E	変更 REVISED (J2002-0663)	R.S	S.K	01/09/20		仕上げ FINISH			
10以上 30未滿 UNDER	+0.25	D	変更 REVISED (JC80230)	S.N	M.F	01/09/12		適用電線範囲 WIRE RANGE	AWG #26 (露コト露) (TOP-COAT WIRE)		
10未滿 UNDER	+0.2	C	再作図 REDRAWN (JC60127)	S.M	H.H	05/08/29		被覆外径 INS. RANGE	図中参照 SEE DRAWING		
一般公差 GENERAL TOLERANCES		記号 LTR	変更内容 REVISION RECORD	DR. CHK.	日付 DATE			DRAWN BY '95/08/29 S.MATSUZAKI	CHK'D BY '01/09/20 S.KUNISHI		