


**NEW!**

SMT Power Inductors - SLC7530 Series



The SLC series is designed for high-speed switch mode applications requiring high current handling capabilities. Its compact size and exceptionally low DC resistance make it ideal for use in notebook computers, mobile phones, and other handheld products.

These shielded inductors are available with a single conductor or with dual conductors. The dual conductor parts can be connected in series for higher inductance or in parallel for lower DCR and higher current ratings (up to 50 Amps).

Coilcraft **Designer's Kit C179** contains samples of each of the standard parts shown. To order, contact Coilcraft or visit <http://order.coilcraft.com>.

Single Conductor

Part number ¹	L \pm 20% ² (μ H)	DCR max ³ (mOhms)	SRF typ ⁴ (GHz)	Isat ⁵ (A)	Irms ⁶ (A)
SLC7530S-500MX_	0.050	0.13	3.80	50	40
SLC7530S-640MX_	0.064	0.13	3.65	32	40
SLC7530S-820MX_	0.082	0.13	3.75	22	40
SLC7530S-101MX_	0.100	0.13	3.75	20	40

Dual Conductor

Part number ¹	Leads connected in parallel					Leads connected in series				
	L \pm 20% ² (μ H)	DCR max ³ (mOhms)	SRF typ ⁴ (GHz)	Isat ⁵ (A)	Irms ⁶ (A)	L \pm 20% ² (μ H)	DCR max ³ (mOhms)	SRF typ ⁴ (GHz)	Isat ⁵ (A)	Irms ⁶ (A)
SLC7530D-500MX_	0.050	0.22	3.75	50	38	0.188	1.00	3.75	21	17
SLC7530D-640MX_	0.064	0.22	3.65	32	38	0.272	1.00	3.65	14	17
SLC7530D-820MX_	0.082	0.22	3.75	22	38	0.350	1.00	3.75	11	17
SLC7530D-101MX_	0.100	0.22	3.75	20	38	0.400	1.00	3.75	8	17

1. When ordering, please specify **packaging** code:

↓
SLC7530S-101MX C

Packaging: C = 7" machine-ready reel. EIA-481 embossed plastic tape (500 parts per full reel).

B = Less than full reel. In tape, but not machine ready.

To have a leader and trailer added (\$25 charge), use code letter C instead.

D = 13" machine-ready reel. EIA-481 embossed plastic tape. Factory order only, not stocked (1700 parts per full reel).

2. Inductance tested at 100 kHz, 0.1 Vrms using an Agilent/HP 4284.

3. DCR is measured on a micro-ohmmeter.

4. SRF measured using an Agilent/HP 4191A or equivalent.

5. DC current at which the inductance drops 20% (typ) from its value without current.

6. Average current for a 40°C rise from 25°C ambient.

7. Operating and storage temperature range -40°C to +85°C.

8. Electrical specifications at 25°C.

See Qualification Standards section for environmental and test data.

Coilcraft®

Specifications subject to change without notice.

Please check our website for latest information.

Document 366-1 Revised 10/14/04

1102 Silver Lake Road Cary, Illinois 60013 Phone 847/639-6400 Fax 847/639-1469

E-mail info@coilcraft.com Web <http://www.coilcraft.com>

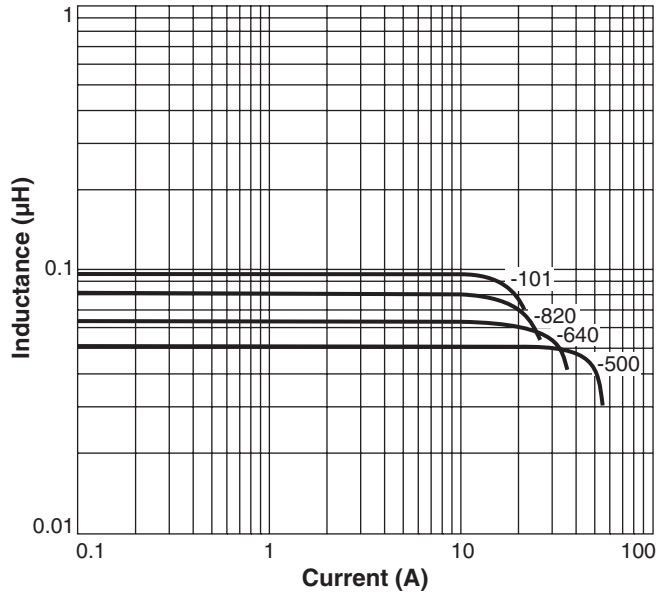


NEW!

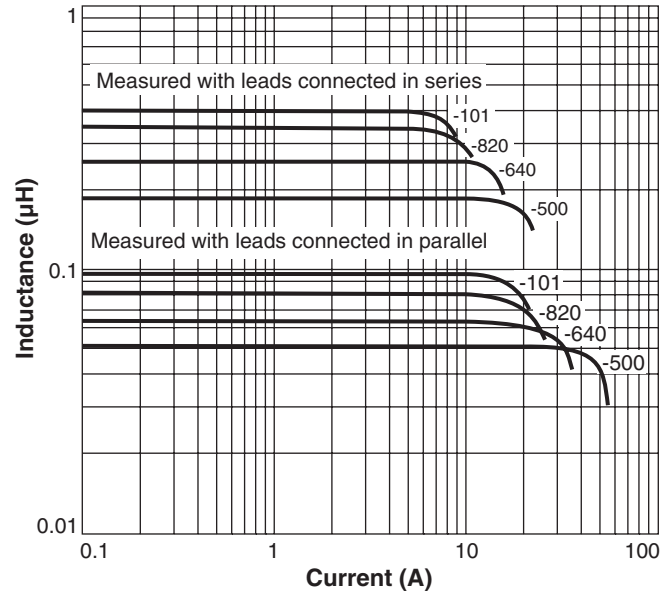
SMT Power Inductors - SLC7530 Series

Typical L vs Current

Single Conductor

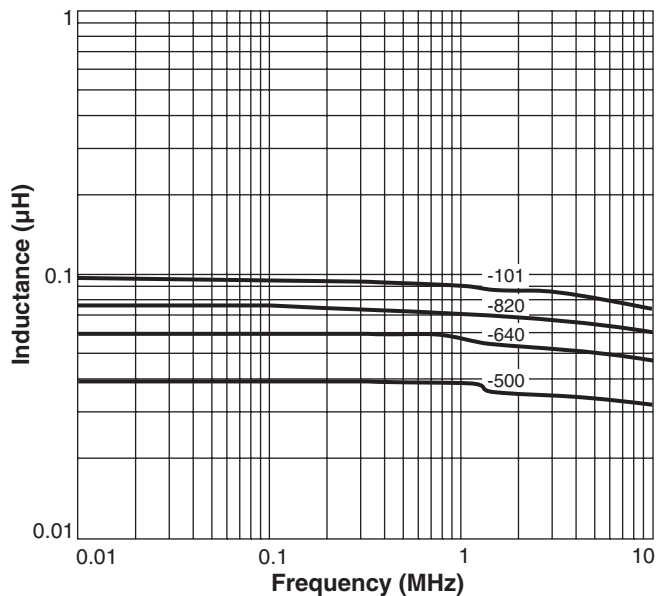


Dual Conductor

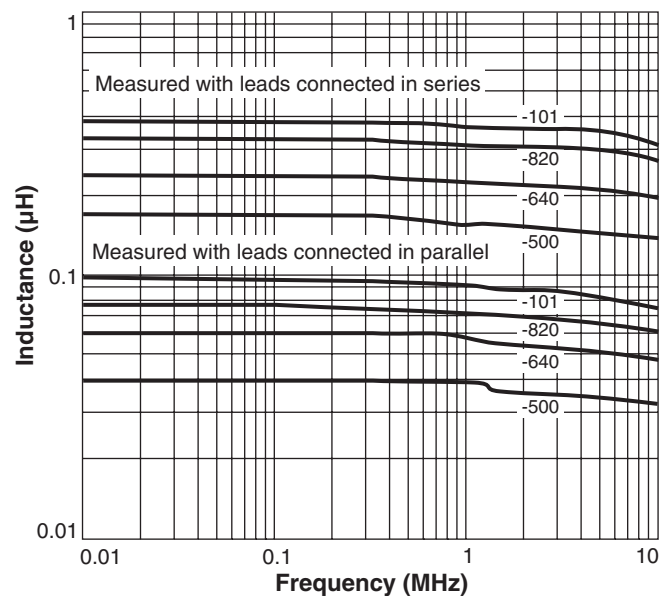


Typical L vs Frequency

Single Conductor



Dual Conductor



Specifications subject to change without notice.
Please check our website for latest information.

Document 366-2 Revised 10/12/04

1102 Silver Lake Road Cary, Illinois 60013 Phone 847/639-6400 Fax 847/639-1469

E-mail info@coilcraft.com Web <http://www.coilcraft.com>

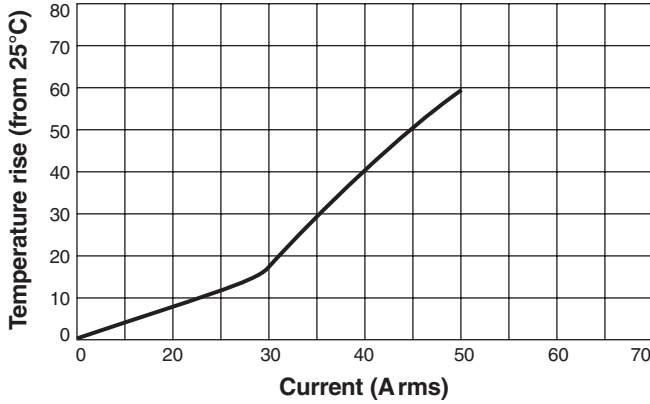


NEW!

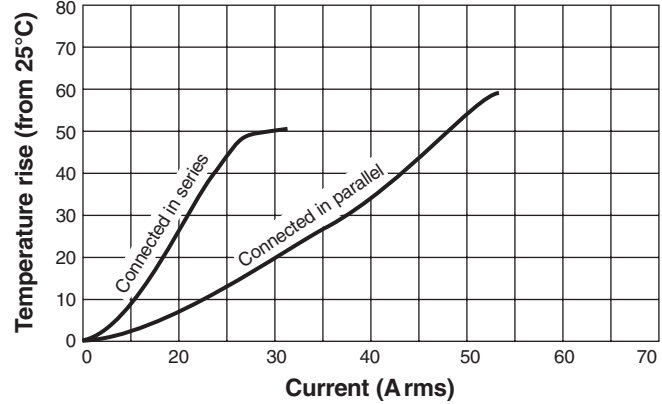
SMT Power Inductors - SLC7530 Series

Typical Temperature Rise vs Current

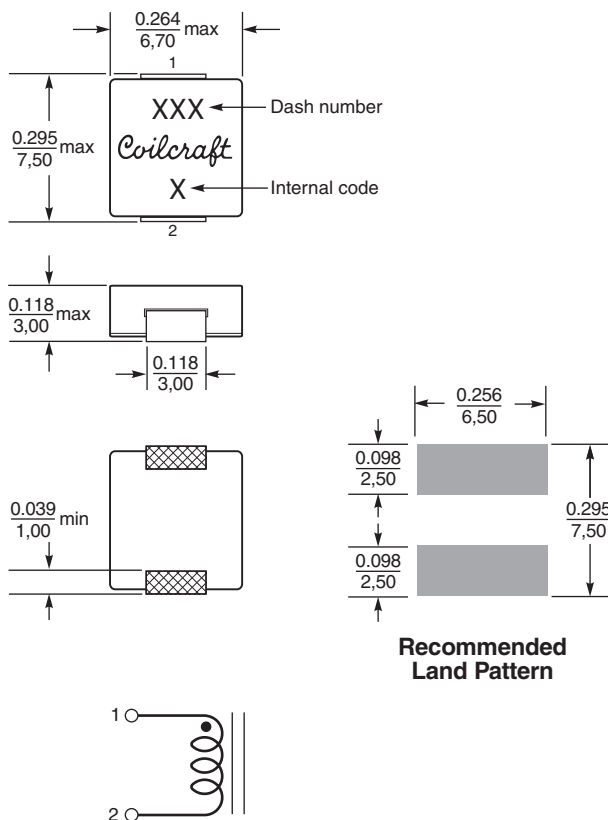
Single Conductor



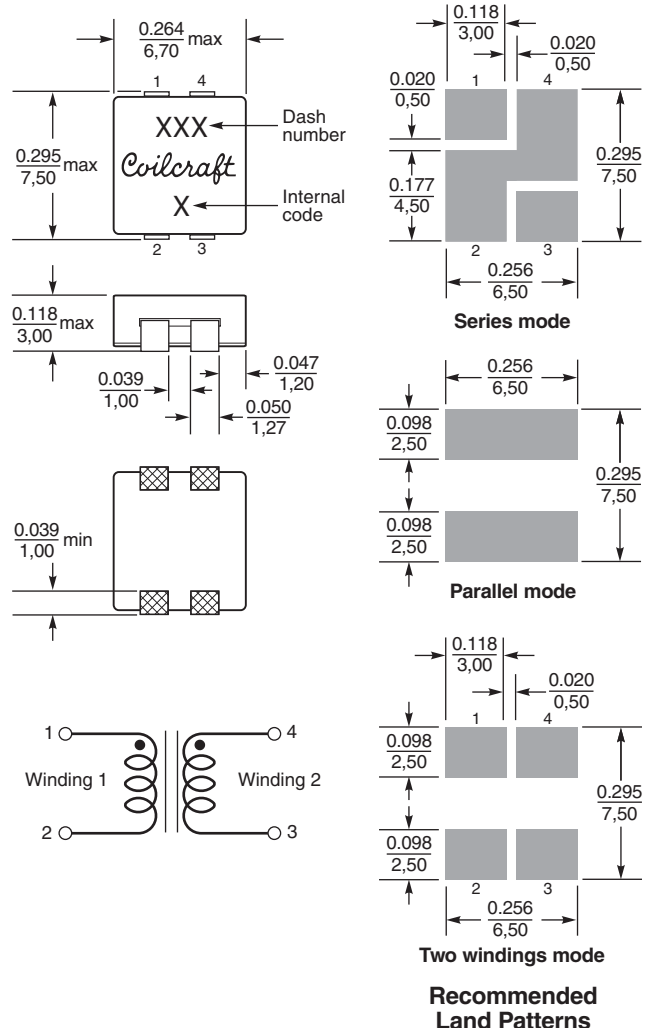
Dual Conductor



Dimensions – Single Conductor



Dimensions – Dual Conductor



Terminations: Tin over copper

Tape and reel: 500/7" reel, 1700/13" reel 16 mm tape width
For packaging data see Tape and Reel Specifications section.



Specifications subject to change without notice.
Please check our website for latest information.

Document 366-3 Revised 12/16/04

1102 Silver Lake Road Cary, Illinois 60013 Phone 847/639-6400 Fax 847/639-1469

E-mail info@coilcraft.com Web <http://www.coilcraft.com>