

Power Schottky Rectifier - 30Amp 100Volt

Features

- Plastic package has Underwriters Laboratory Flammability Classifications 94V-0
- High Junction Temperature Capability
- Low forward voltage, high current capability
- High surge capacity
- Low power loss, high efficiency
- ESD performance human body mode > 4 KV
- Halogen-Free

Application

- AC/DC Switching Adaptor and other Switching Power Supply

Absolute maximum ratings

Symbol	Ratings	Unit	Conditions
IF(AV)	30	A	Average Forward Current
VRRM	100	V	Repetitive Peak Reverse Voltage
IFSM	160	A	Peak Forward Surge Current
VF	0.49	V	Forward Voltage Drop
Tj, Tstg	-40 to +150	°C	Operating and Storage Temperature

Electrical characteristics

Parameters	Symbol	Ratings		Conditions
		TYP.	MAX.	
Maximum Instantaneous Forward Voltage	VF	0.64V	0.69V	Per Leg at IF = 15A Tc = 25°C Tc = 125°C
		0.49V	0.58V	
Maximum Reverse Leakage Current	IR	0.2mA	1.0mA	Per Leg at VR = 100V Tc = 25°C Tc = 125°C
		15mA	30mA	
Typical Thermal Resistance, Junction to Case	Rθ(j-c)	2.2 °C/W		Per Leg TO-220AB ITO-220AB
		4.5 °C/W		

June 2012 / Rev.6.9

MBR30X100CTH/FCTH

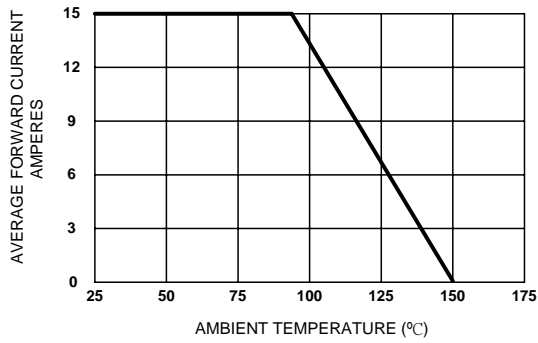


Figure 1. Forward Current Derating Curve

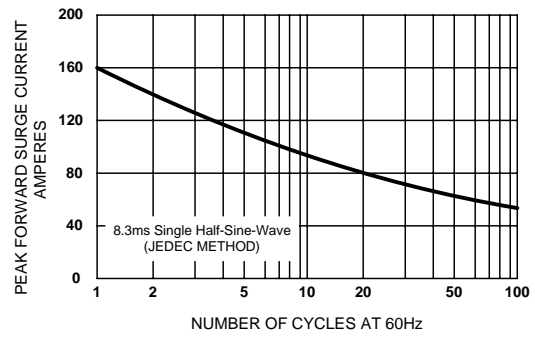


Figure 2. Maximum Non-repetitive Surge Current

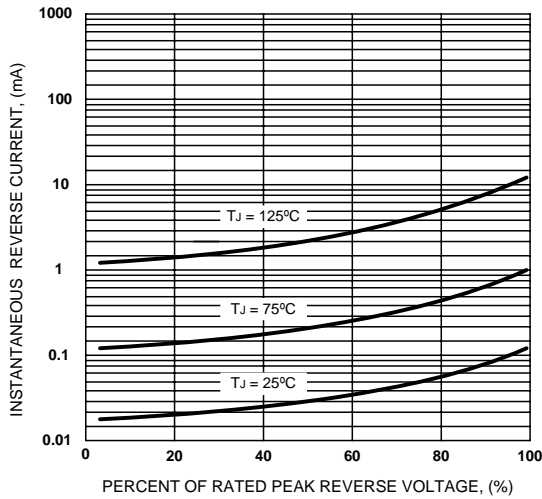


Figure 3. Typical Reverse Characteristics

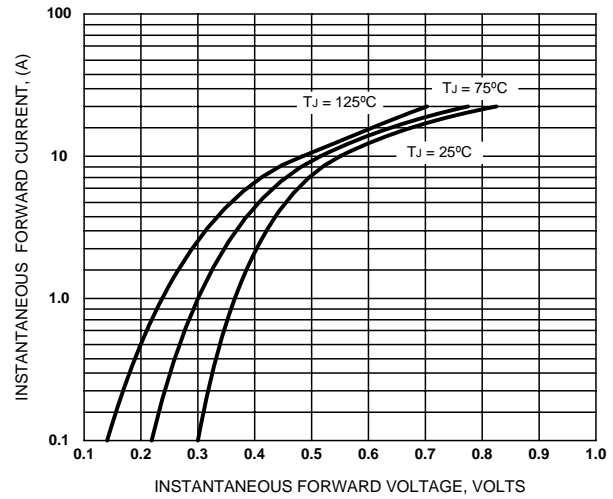


Figure 4. Typical Forward Characteristics

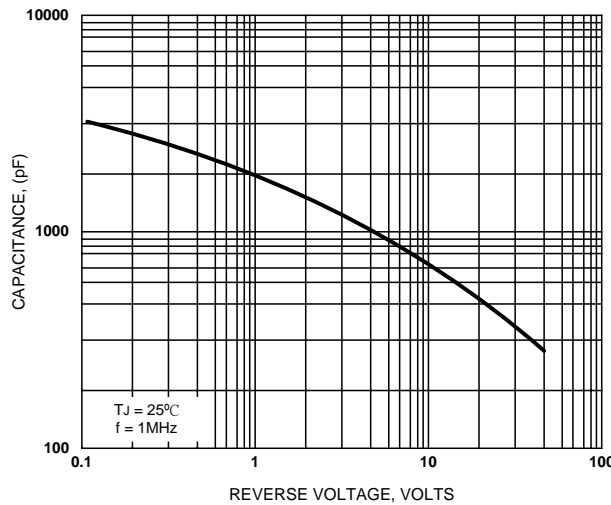


Figure 5. Typical Junction Capacitance



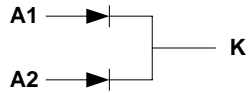
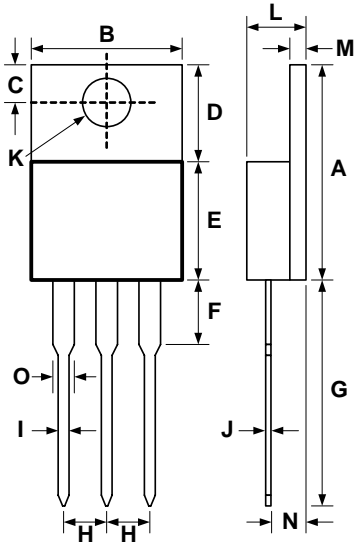
Sirectifier Global Corp., Delaware, U.S.A.

U.S.A.: sgc@sirectsemi.com France: ss@sirectsemi.com Taiwan: se@sirectsemi.com Hong Kong: hk@sirectsemi.com
 China: st@sirectsemi.com Thailand: th@sirectsemi.com Philippines: aiac@sirectsemi.com Belize: belize@sirectsemi.com

[http:// www.sirectsemi.com](http://www.sirectsemi.com)

MBR30X100CTH

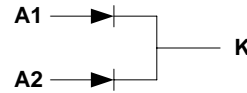
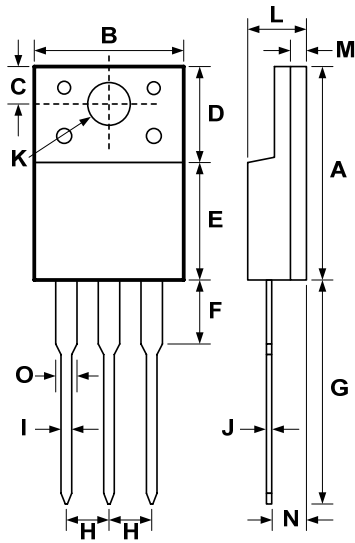
T0-220AB



DIM	DIMENSIONS				NOTE
	INCHES		MM		
	MIN	MAX	MIN	MAX	
A	.579	.606	14.70	15.40	
B	.392	.411	9.95	10.45	
C	.104	.116	2.65	2.95	
D	.248	.272	6.30	6.90	
E	.325	.350	8.25	8.90	
F	.126	.157	3.20	4.00	
G	.492	.551	12.50	14.00	
H	.096	.108	2.45	2.75	
I	.028	.039	0.70	1.00	
J	.010	.022	0.25	0.55	
K	.146	.157	3.70	4.00	
L	.167	.187	4.25	4.75	
M	.045	.057	1.15	1.45	
N	.089	.114	2.25	2.90	
O	.047	.055	1.20	1.40	

MBR30X100FCTH

IT0-220AB



DIM	DIMENSIONS				NOTE
	INCHES		MM		
	MIN	MAX	MIN	MAX	
A	.600	.630	15.25	16.00	
B	.386	.406	9.80	10.30	
C	.104	.132	2.65	3.35	
D	.258	.274	6.55	6.95	
E	.331	.370	8.40	9.40	
F	.110	.161	2.80	4.10	
G	.508	.551	12.90	14.00	
H	.089	.106	2.25	2.70	
I	.028	.039	0.70	1.00	
J	.020	.028	0.50	0.70	
K	.120	.138	3.05	3.50	
L	.167	.193	4.25	4.90	
M	.028	.057	0.70	1.45	
N	.079	.112	2.00	2.85	
O	.043	.055	1.10	1.40	