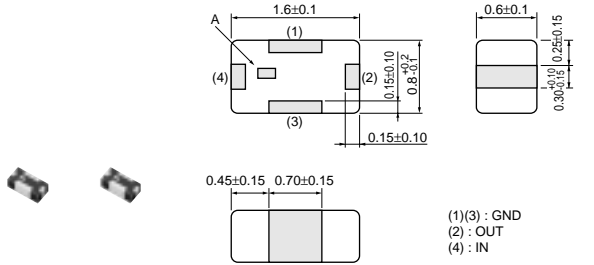


for RF/Local

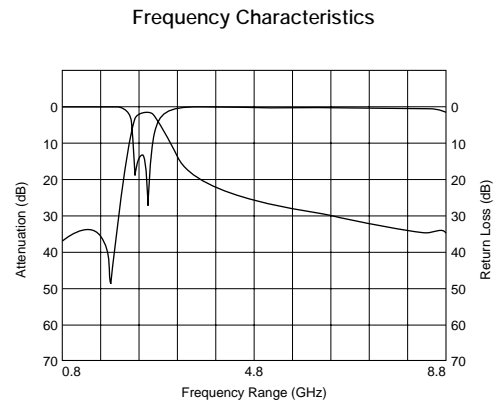
Chip Multilayer LC Filters (BPF)

● **LFB18/21/2H/31_SG Series**

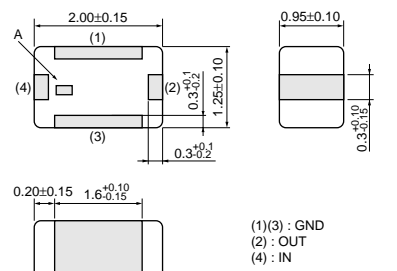


LFB18_SG Series

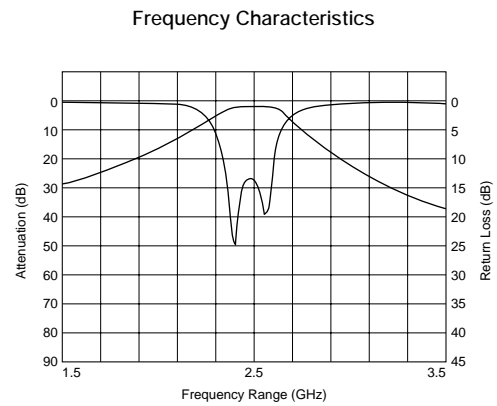
A : Directional Input Mark
 All the technical data and information contained herein are subject to change without prior notice. (in mm)



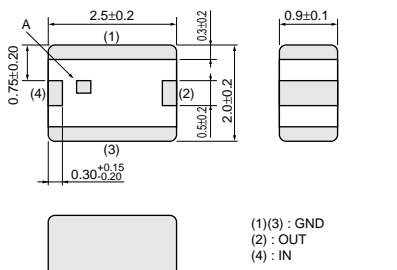
LFB21_SG Series



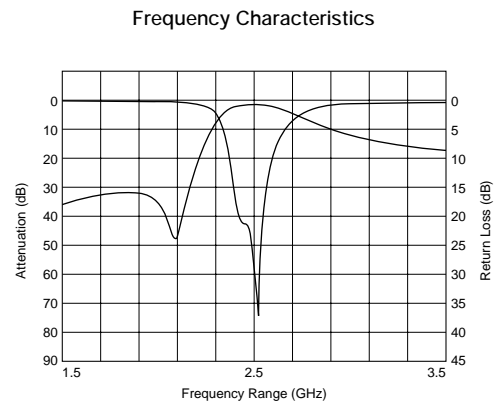
A : Directional Input Mark
 All the technical data and information contained herein are subject to change without prior notice. (in mm)



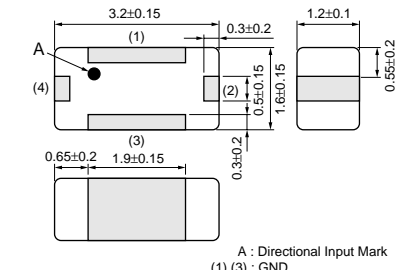
LFB2H_SG Series



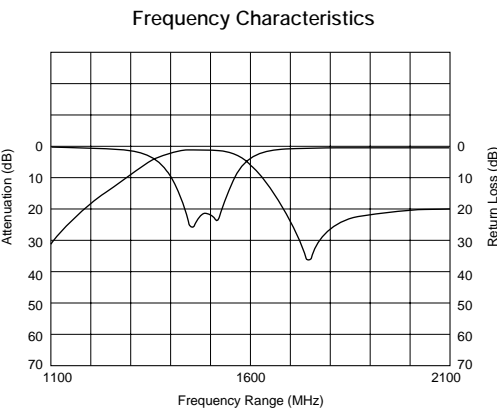
A : Directional Input Mark
 All the technical data and information contained herein are subject to change without prior notice. (in mm)



LFB31_SG Series



A : Directional Input Mark
 All the technical data and information contained herein are subject to change without prior notice. (in mm)

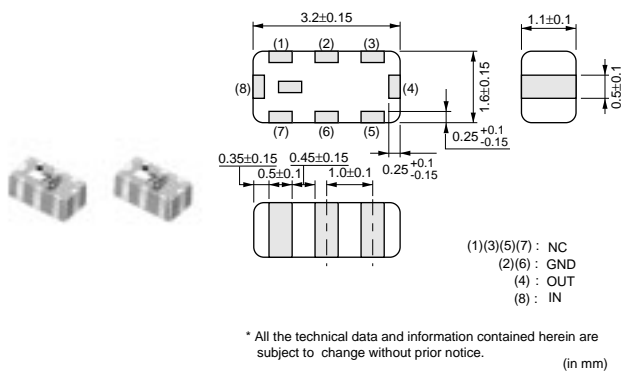


7 Filters for Communication Equipment

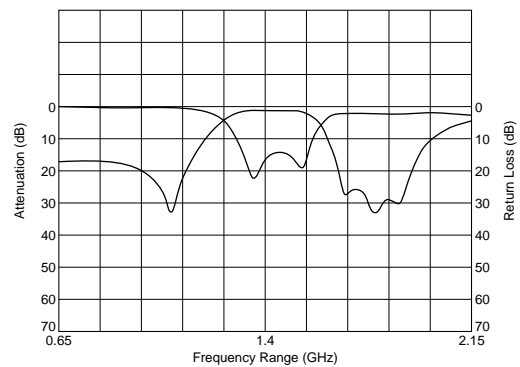
Note • This catalog has only typical specifications because there is no space for detailed specifications. Therefore, please approve our product specifications or transact the approval sheet for product specifications before ordering. Especially, please read rating and CAUTION (for storage, operating, rating, soldering, mounting and handling) in them to prevent smoking and/or burning, etc.
 • You are able to read a detailed specifications in the website (<http://search.murata.co.jp/>) before to require our product specifications or to transact the approval sheet for product specifications.

Part Number	Nominal Center Frequency (fo) (MHz)	Bandwidth (BW) (MHz)	Insertion Loss in BW (dB)	Attenuation (Absolute Value) I (dB)	Attenuation (Absolute Value) II (dB)
LFB182G45SG9A246	2450.0	fo±50.0	2.2 max. (at 25°C)	24.5 min. at 880~960MHz	12.5 min. at 1710~1990MHz
LFB212G45SG8A127	2450.0	fo±50.0	1.5 max. (at 25°C)	25.0 min. at 1200~1300MHz	10.0 min. at 2000MHz
LFB212G45SG8A166	2450.0	fo±50.0	1.4 max. (at 25°C)	30.0 min. at 880~915MHz	30.0 min. at 1710~1910MHz
LFB212G45SG8A192	2450.0	fo±50.0	2.6 max. (at 25°C)	40.0 min. at 880~960MHz	38.0 min. at 1710~1990MHz
LFB215G12SG8A178	5125.0	fo±225.0	1.5 max. (at 25°C)	25.0 min. at 4200MHz	17.0 min. at 2x(fo±225)MHz
LFB215G12SG8A183	5125.0	fo±225.0	1.5 max. (at 25°C)	10.0 min. at 4250MHz	10.0 min. at 5900MHz
LFB215G25SG8A144	5250.0	fo±100.0	1.5 max. (at 25°C)	30.0 min. at 3450MHz	-
LFB215G37SG8A180	5375.0	fo±475.0	1.8 max. (at 25°C)	29.5 min. at 500~4000MHz	34.5 min. at 3450MHz
LFB215G37SG8A185	5375.0	fo±475.0	2.2 max. (at 25°C)	40.0 min. at 340~1195MHz	21.0 min. at 2140~3580MHz
LFB215G51SG8A132	5512.0	fo±363.0	1.9 max. (at 25°C)	30.0 min. at 500~4000MHz	20.0 min. at 4600MHz
LFB215G51SG8A154	5512.0	fo±363.0	1.5 max. (at 25°C)	30.0 min. at 500~4000MHz	20.0 min. at 4600MHz
LFB215G78SG8A170	5787.5	fo±62.5	2.2 max. (at 25°C)	35.0 min. at 3275~3400MHz	37.0 min. at 2x(fo±62.5)MHz
LFB2H2G45SG7A134	2450.0	fo±50.0	1.7 max. (at 25°C)	25.0 min. at 1750MHz	25.0 min. at 2100MHz
LFB2H2G45SG7A135	2450.0	fo±50.0	2.7 max. (at 25°C)	40.0 min. at 880~915MHz	40.0 min. at 1710~1950MHz
LFB2H2G45SG7A158	2450.0	fo±50.0	1.2 max. (at 25°C)	30.0 min. at 880~915MHz	30.0 min. at 1710~1785MHz
LFB2H2G45SG7A159	2450.0	fo±50.0	2.1 max. (at 25°C)	45.0 min. at 880~915MHz	48.0 min. at 1710~1990MHz
LFB2H2G45SG7A204	2450.0	fo±50.0	3.0 max. (at 25°C)	45.0 min. at 880~915MHz	27.0 min. at 1710~1990MHz
LFB2H5G78SG7A175	5787.5	fo±62.5	2.5 max. (at 25°C)	51.5 min. at 902~928MHz	41.0 min. at 3919~4044MHz
LFB311G48SG1-985	1489.0	fo±12.0	1.5 max. (at 25°C)	25.0 min. at (fo±12.0)+260MHz	28.0 min. at 1749MHz
LFB311G90SG1-799	1906.5	fo +24.5/-13.5MHz	2.5 max. (at 25°C)	40.0 min. at 1397.05~1422.85MHz	35.0 min. at 1645.5~1671.3MHz
LFB311G90SG2-797	1906.5	fo±13.5	2.7 max. (at 25°C)	40.0 min. at 1427~1454MHz	35.0 min. at 1660~1687MHz
LFB311G95SG3A564	1950.0	fo±30.0	3.5 max. (at 25°C)	20.0 min. at 2110~2170MHz	25.0 min. at 2490~2550MHz
LFB312G45SG2A509	2450.0	fo±50.0	2.0 max. (at 25°C)	38.0 min. at 902~928MHz	15.0 min. at 2100~2200MHz
LFB312G45SG7A572	2450.0	fo±50.0	2.5 max. (at 25°C)	37.0 min. at 902~928MHz	20.0 min. at 2100~2200MHz

● LFB31_SL Series (1206)



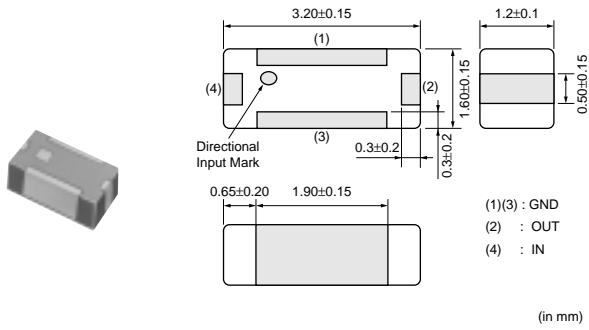
Frequency Characteristics



Part Number	Nominal Center Frequency (fo) (MHz)	Bandwidth (BW) (MHz)	Insertion Loss in BW (dB)	Attenuation (Absolute Value) I (dB)	Attenuation (Absolute Value) II (dB)
LFB311G40SL1A562	1402.5	fo±77.5	3.0 max. (at 25°C)	20.0 min. at 1005~1080MHz	20.0 min. at 1725~1760MHz

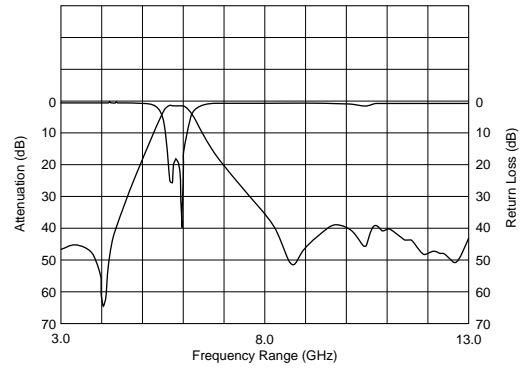
△Note • This catalog has only typical specifications because there is no space for detailed specifications. Therefore, please approve our product specifications or transact the approval sheet for product specifications before ordering. Especially, please read rating and △CAUTION (for storage, operating, rating, soldering, mounting and handling) in them to prevent smoking and/or burning, etc.
 • You are able to read a detailed specifications in the website (<http://search.murata.co.jp/>) before to require our product specifications or to transact the approval sheet for product specifications.

● LFB31_SN Series (1206)



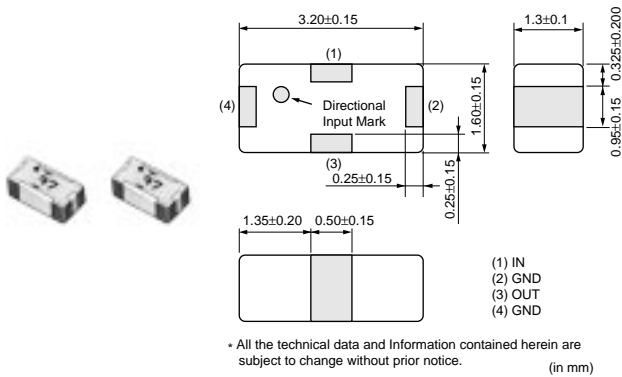
All the technical data and information contained herein are subject to change without prior notice.

Frequency Characteristics



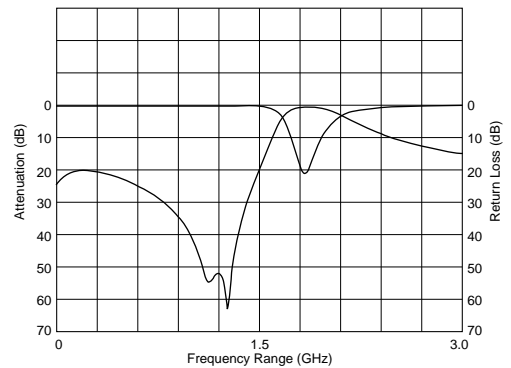
Part Number	Nominal Center Frequency (fo) (MHz)	Bandwidth (BW) (MHz)	Insertion Loss in BW (dB)	Attenuation (Absolute Value) I) (dB)	Attenuation (Absolute Value) II) (dB)
LFB315G82SN5-996	5820.0	fo±30.0	2.0 max. (at 25°C)	35.0 min. at 2000MHz	30.0 min. at 3000MHz

● LFB31_SP Series (1206)



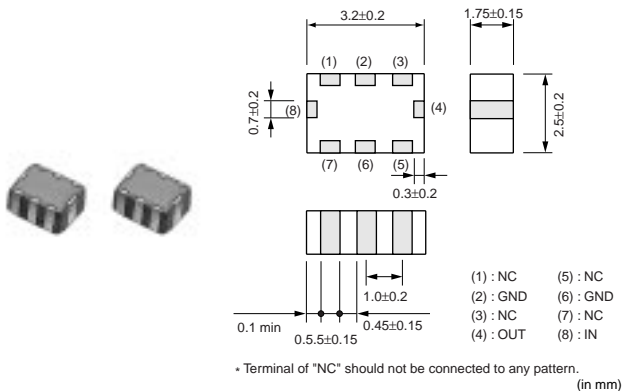
All the technical data and information contained herein are subject to change without prior notice.

Frequency Characteristics



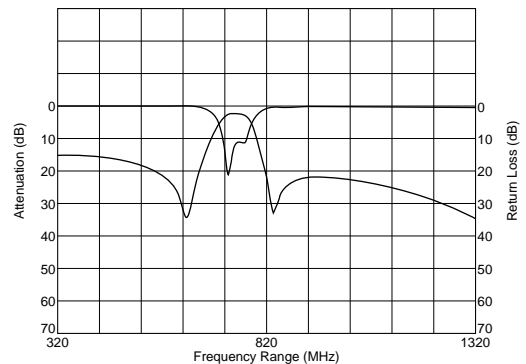
Part Number	Nominal Center Frequency (fo) (MHz)	Bandwidth (BW) (MHz)	Insertion Loss in BW (dB)	Attenuation (Absolute Value) I) (dB)	Attenuation (Absolute Value) II) (dB)
LFB311G89SP1A542	1890.0	fo±10.0	0.85 max. (at 25°C)	29.0 min. at 1416.9~1436.9Hz	22.0 min. at 900MHz
LFB311G90SP1-798	1906.5	fo±13.5	1.0 max. (at 25°C)	38.0 min. at 1405~1440MHz	12.0 min. at 1649~1680MHz
LFB312G45SP1A502	2450.0	fo±50.0	1.4 max. (at 25°C)	20.0 min. at 902~928MHz	35.0 min. at 1500~1550MHz

● LFB32_SA Series (1210)



* Terminal of "NC" should not be connected to any pattern.

Frequency Characteristics

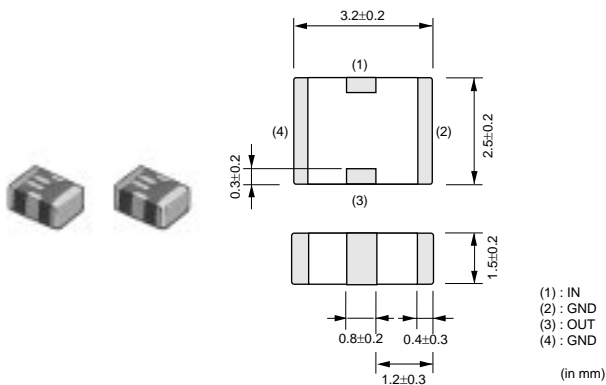


7 Filters for Communication Equipment

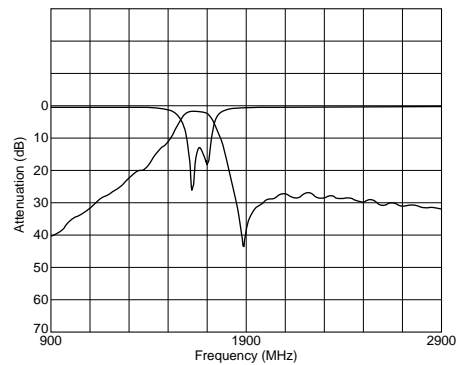
△Note • This catalog has only typical specifications because there is no space for detailed specifications. Therefore, please approve our product specifications or transact the approval sheet for product specifications before ordering. Especially, please read rating and △CAUTION (for storage, operating, rating, soldering, mounting and handling) in them to prevent smoking and/or burning, etc.
• You are able to read a detailed specifications in the website (<http://search.murata.co.jp/>) before to require our product specifications or to transact the approval sheet for product specifications.

Part Number	Nominal Center Frequency (fo) (MHz)	Bandwidth (BW) (MHz)	Insertion Loss in BW (dB)	Attenuation (Absolute Value) I) (dB)	Attenuation (Absolute Value) II) (dB)
LFB32741MSA1-744	741.5	fo±19.5	3.5 max. (at 25°C)	20.0 min. at 612~650MHz	20.0 min. at 832~870MHz
LFB32836MSA1-747	836.5	fo±12.5	3.0 max. (at 25°C)	19.5 min. at fo±77.5MHz	-
LFB32851MSA1A540	851.0	fo±19.0	3.5 max. (at 25°C)	20.0 min. at fo-90.0MHz	18.0 min. at fo+90.0MHz
LFB32881MSA1-781	881.5	fo±12.5	4.8 max. (at 25°C)	11.0 min. at 824~837MHz	5.0 min. at 846~849MHz
LFB32881MSA1A556	881.5	fo±12.5	3.2 max. (at 25°C)	20.0 min. at fo±77.5MHz	-
LFB32902MSA1A536	902.5	fo±12.5	3.0 max. (at 25°C)	15.0 min. at 802~827MHz	15.0 min. at 978~1003MHz
LFB32906MSA1A539	906.0	fo±19.0	3.5 max. (at 25°C)	20.0 min. at fo-90.0MHz	18.0 min. at fo+90.0MHz
LFB32947MSA1A537	947.0	fo±12.5	3.0 max. (at 25°C)	9.0 min. at D.C.~835MHz	6.0 min. at 1000~1394MHz
LFB32991MSA1-762	991.15	fo±12.5	3.0 max. (at 25°C)	20.0 min. at 869~894MHz	20.0 min. at 1088.3~1113.3MHz
LFB321G44SA1A538	1441.0	fo±12.0	3.0 max. (at 25°C)	25.0 min. at 1607~1631MHz	-
LFB321G61SA1A555	1619.0	fo±12.0	2.8 max. (at 25°C)	20.0 min. at 1477~1501MHz	16.0 min. at 1429~1453MHz

● LFB32_SB Series (1210)

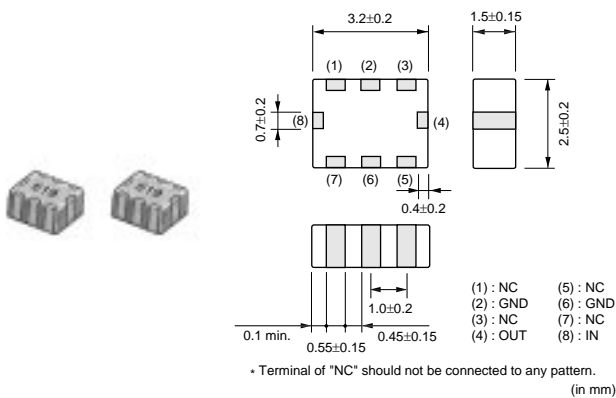


Frequency Characteristics

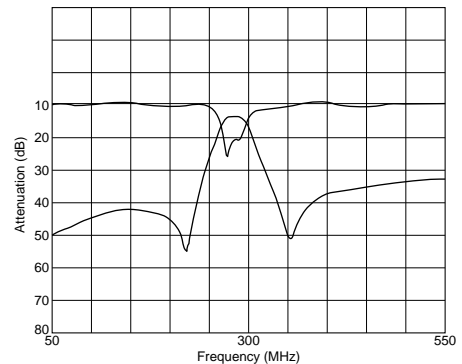


Part Number	Nominal Center Frequency (fo) (MHz)	Bandwidth (BW) (MHz)	Insertion Loss in BW (dB)	Attenuation (Absolute Value) I) (dB)	Attenuation (Absolute Value) II) (dB)
LFB321G66SB1-560	1662.0	fo±12.5	2.0 max. (at 25°C)	27.0 min. at 1895~1918MHz	20.0 min. at 2xfo MHz
LFB321G89SB1-591	1890.0	fo±10.0	1.2 max. (at 25°C)	21.0 min. at 1655~1675MHz	15.0 min. at 2xfo MHz
LFB321G90SB1-559	1907.5	fo±12.5	1.0 max. (at 25°C)	35.0 min. at 1397.5~1440MHz	20.0 min. at 1646~1680MHz

● LFB32_SC Series (1210)



Frequency Characteristics



Part Number	Nominal Center Frequency (fo) (MHz)	Bandwidth (BW) (MHz)	Insertion Loss in BW (dB)	Attenuation (Absolute Value) I) (dB)	Attenuation (Absolute Value) II) (dB)
LFB32284MSC1-596	284.0	fo±4.0	3.8 max. (at 25°C)	31.0 min. at 220~228MHz	23.0 min. at 340~348MHz
LFB32312MSC1-597	312.25	fo±1.0	3.5 max. (at 25°C)	26.0 min. at 249.8MHz	26.0 min. at 374.7MHz
LFB32315MSC1-604	315.0	fo±0.5	3.5 max. (at 25°C)	45.0 min. at 180MHz	29.0 min. at 470MHz
LFB32315MSC1-619	315.0	fo±0	3.5 max. (at 25°C)	30.0 min. at 235MHz	30.0 min. at 395MHz
LFB32426MSC1-603	426.5	fo±0.5	3.6 max. (at 25°C)	25.0 min. at 366.5MHz	20.0 min. at 486.5MHz

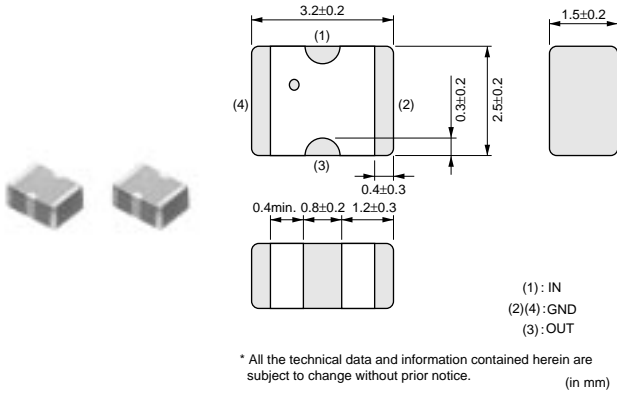
Continued on the following page.

△Note • This catalog has only typical specifications because there is no space for detailed specifications. Therefore, please approve our product specifications or transact the approval sheet for product specifications before ordering. Especially, please read rating and CAUTION (for storage, operating, rating, soldering, mounting and handling) in them to prevent smoking and/or burning, etc.
• You are able to read a detailed specifications in the website (<http://search.murata.co.jp/>) before to require our product specifications or to transact the approval sheet for product specifications.

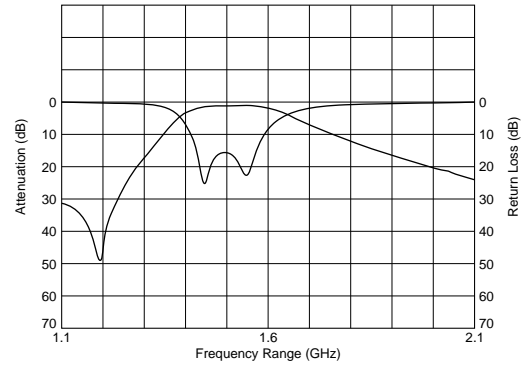
Continued from the preceding page.

Part Number	Nominal Center Frequency (fo) (MHz)	Bandwidth (BW) (MHz)	Insertion Loss in BW (dB)	Attenuation (Absolute Value) I (dB)	Attenuation (Absolute Value) II (dB)
LFB32820MSC2-749	820.0	fo±10.0	1.3 max. (at 25°C)	22.0 min. at 1070~1090MHz	-
LFB32847MSC2-766	847.5	fo±37.5	1.5 max. (at 25°C)	16.0 min. at 550~625MHz	15.0 min. at 1070~1145MHz

● LFB32_SJ Series (1210)

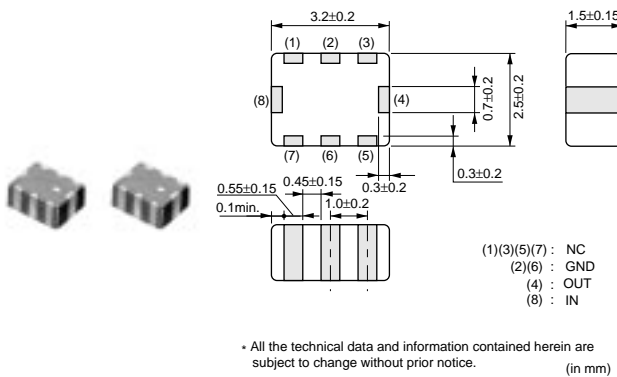


Frequency Characteristics

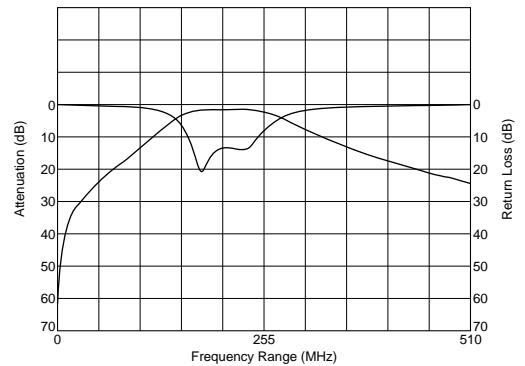


Part Number	Nominal Center Frequency (fo) (MHz)	Bandwidth (BW) (MHz)	Insertion Loss in BW (dB)	Attenuation (Absolute Value) I (dB)	Attenuation (Absolute Value) II (dB)
LFB321G47SJ1-794	1472.0	fo±20.0	1.3 max. (at 25°C)	30.0 min. at 1172MHz	-

● LFB32_SK Series (1210)

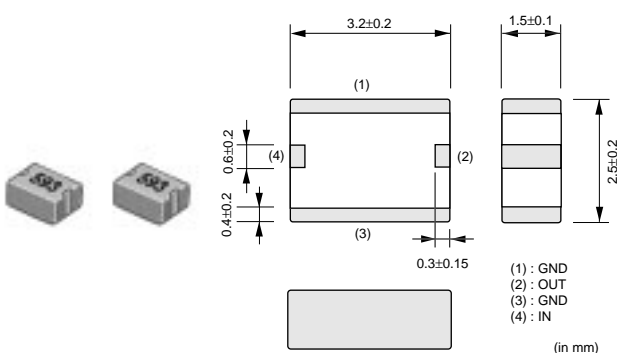


Frequency Characteristics

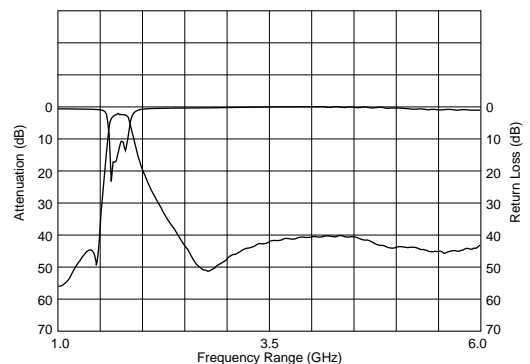


Part Number	Nominal Center Frequency (fo) (MHz)	Bandwidth (BW) (MHz)	Insertion Loss in BW (dB)	Attenuation (Absolute Value) I (dB)	Attenuation (Absolute Value) II (dB)
LFB32205MSK1-948	205.5	fo±31.5	1.5 max. (at 25°C)	10.0 min. at 100MHz	20.0 min. at 500MHz

● LFB32_SN Series (1210)



Frequency Characteristics



Note • This catalog has only typical specifications because there is no space for detailed specifications. Therefore, please approve our product specifications or transact the approval sheet for product specifications before ordering. Especially, please read rating and CAUTION (for storage, operating, rating, soldering, mounting and handling) in them to prevent smoking and/or burning, etc.
• You are able to read a detailed specifications in the website (<http://search.murata.co.jp/>) before to require our product specifications or to transact the approval sheet for product specifications.

Part Number	Nominal Center Frequency (fo) (MHz)	Bandwidth (BW) (MHz)	Insertion Loss in BW (dB)	Attenuation (Absolute Value) I) (dB)	Attenuation (Absolute Value) II) (dB)
LFB321G74SN1-770	1747.5	fo±37.5	2.5 max. (at 25°C)	20.0 min. at D.C. -1350MHz	30.0 min. at 1350~1425MHz
LFB321G84SN1-796	1842.5	fo±37.5	2.5 max. (at 25°C)	48.0 min. at 500~1450MHz	40.0 min. at 1450~1480MHz
LFB321G90SN1-593	1907.5	fo±12.5	2.5 max. (at 25°C)	40.0 min. at 1406.5~1440MHz	35.0 min. at 1655~1680MHz
LFB322G45SN1-947	2450.0	fo±50.0	2.5 max. (at 25°C)	40.0 min. at 1950MHz	16.0 min. at 2200MHz
LFB322G45SN1A504	2450.0	fo±50.0	1.8 max. (at 25°C)	48.0 min. at 902~928MHz	50.0 min. at 1500~1550MHz
LFB322G45SN5A515	2450.0	fo±50.0	2.5 max. (at 25°C)	40.0 min. at 880~1250MHz	20.0 min. at 1250~1710MHz