

PLEASE CHECK WWW.MOLEX.COM FOR LATEST PART INFORMATION

Part Number: [0908580055](#)
Status: **Active**
Overview: [rast 5 connector system](#)
Description: 5.00mm (.197") Pitch Appli-Mate RAST 5 Header, Vertical, 2 Circuits, Reference K40

Documents:

[3D Model](#) [Product Specification PS-99020-0037 \(PDF\)](#)
[Drawing \(PDF\)](#) [RoHS Certificate of Compliance \(PDF\)](#)
[Packaging Specification \(PDF\)](#)

Agency Certification

CSA LR19980
 UL E29179

General

Product Family PCB Headers
 Series [90858](#)
 Application Wire-to-Board
 Overview [rast 5 connector system](#)
 Product Name RAST 5

Physical

Breakaway No
 Circuits (Loaded) 2
 Circuits (maximum) 2
 Color - Resin Natural
 Durability (mating cycles max) 10
 First Mate / Last Break No
 Flammability 94V-0
 Glow-Wire Compliant No
 Guide to Mating Part No
 Keying to Mating Part None
 Lock to Mating Part None
 Material - Metal Brass
 Material - Plating Mating Tin
 Material - Plating Termination Tin
 Number of Rows 1
 Orientation Vertical
 PC Tail Length (in) 0.138 In
 PC Tail Length (mm) 3.50 mm
 PCB Locator Yes
 PCB Retention None
 PCB Thickness Recommended (in) 0.055 In
 PCB Thickness Recommended (mm) 1.40 mm
 Packaging Type Bag
 Pitch - Mating Interface (in) 0.197 In
 Pitch - Mating Interface (mm) 5.00 mm
 Polarized to PCB Yes
 Shrouded Fully
 Stackable Yes
 Surface Mount Compatible (SMC) No
 Temperature Range - Operating -20°C to +85°C
 Termination Interface: Style Through Hole

Electrical

Current - Maximum per Contact 16A

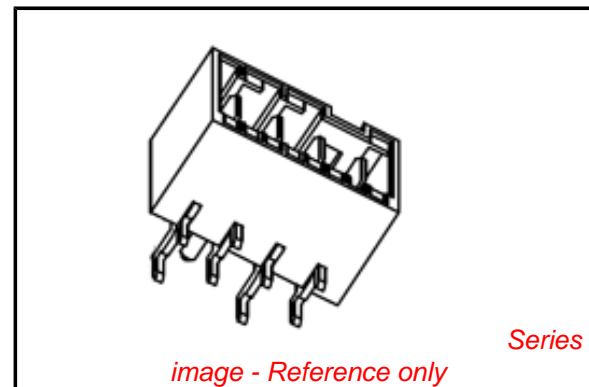


image - Reference only

EU RoHS

ELV and RoHS Compliant
REACH SVHC Contains SVHC: No
Halogen-Free Status
Not Reviewed

China RoHS



Need more information on product environmental compliance?

Email productcompliance@molex.com
 For a multiple part number RoHS Certificate of Compliance, [click here](#)

Please visit the [Contact Us](#) section for any non-product compliance questions.

Search Parts in this Series

[90858Series](#)

Mates With

Appli-Mate 5.0 IDT Connector System
 Female Receptacle [90835](#) , [90833](#)

Voltage - Maximum

250V

Material Info

Reference - Drawing Numbers

Packaging Specification

PK-90858-001

Product Specification

PS-99020-0037

Sales Drawing

SD-90858-001

This document was generated on 06/08/2010

PLEASE CHECK WWW.MOLEX.COM FOR LATEST PART INFORMATION

13 12 11 10 9 8 7 6 5 4 3 2 1



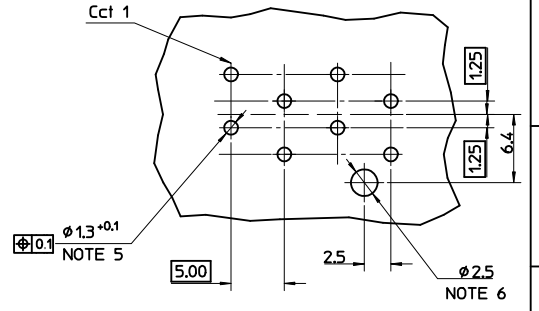
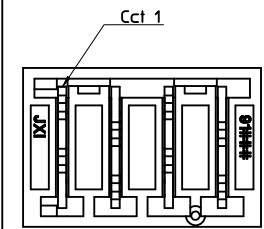
HOLES ON SOME TOOLED VERSIONS



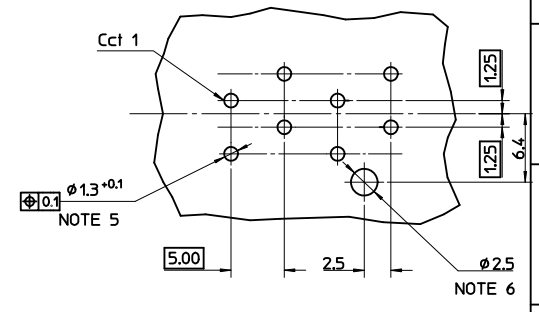
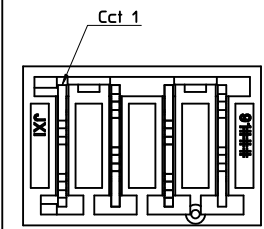
CCT	DIM A	DIM B	DIM C	TOL
2	5.00	10.20	12.30	
3	10.00	15.20	17.30	
4	15.00	20.20	22.30	
5	20.00	25.20	27.30	
6	25.00	30.20	32.30	+/-0.30
7	30.00	35.20	37.30	
8	35.00	40.20	42.30	
9	40.00	45.20	47.30	
10	45.00	50.20	52.30	
11	50.00	55.20	57.30	
12	55.00	60.20	62.30	

RECOMMENDED PCB LAYOUT

P.C.B. POLARISATION OPTION "B"



P.C.B. POLARISATION OPTION "A"

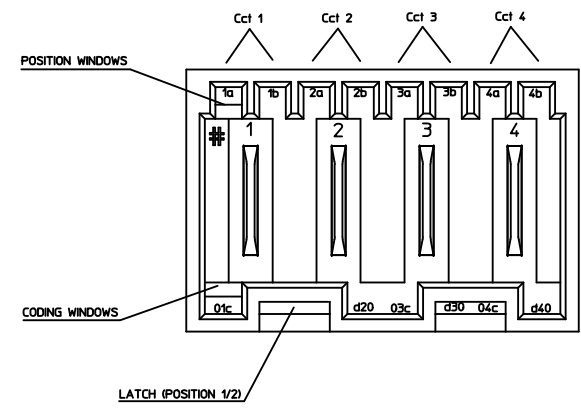


- NOTES:
- MATERIALS
HOUSING: 30% GLASS-FILLED PBT, UL94 V-0
TERMINAL: BRASS 0.80REF. THICK
PLATING: OPTIONAL (SEE CHARTS SHEETS 2-9)
5µm TIN OVER
2.5µm NICKEL ALLOVER
SELECTIVE SILVER
2µm MIN SILVER
2.5µm NICKEL ALLOVER
 - PRODUCT CONFORMS TO SPECIFICATION PS-99020-0037
 - MATES WITH MOLEX 91338, 90833, 90835, 91777, 91778 & 91779
 - PARTS PACKAGED LOOSE IN PLASTIC BAGS
 - PLATED THRU HOLE
 - NON-PLATED THRU HOLE
 - RECOMMENDED PCB THICKNESS: 1.4±0.1mm
 - PCB VIEW IS FROM SOLDER SIDE

MOULD PROCESS CHANGE EC NO: E2010-0370 DRAWN: BRUTTLE 2010/05/13 CHKD: IDENEY 2004/05/27 APPR: BMAGUIRE 2010/06/08	QUALITY SYMBOLS 	GENERAL TOLERANCES (UNLESS SPECIFIED)		DIMENSION STYLE MM ONLY	SCALE 1:1	DESIGN UNITS METRIC	THIRD ANGLE PROJECTION
		4 PLACES ± --- ± --- 3 PLACES ± 0.1 ± --- 2 PLACES ± 0.2 ± --- 1 PLACE ± 0.2 ± ---	mm INCH ± --- ± --- ± 0.1 ± --- ± 0.2 ± ---	DRAWN BY NMCNAMAR	DATE 2004/05/26	TITLE RAST 5 VERT HDR	MOLEX MOLEX INCORPORATED
MATERIAL NO. BMAGUIRE	DATE 2004/05/28	DRAFT WHERE APPLICABLE MUST REMAIN WITHIN DIMENSIONS		SIZE A2	SHEET NO. 1 OF 7		DOCUMENT NO. SD-90858-001
THIS DRAWING CONTAINS INFORMATION THAT IS PROPRIETARY TO MOLEX INCORPORATED AND SHOULD NOT BE USED WITHOUT WRITTEN PERMISSION							

12 11 10 9 8 7 6 5 4 3 2 1

2 CIRCUIT		SEE CODE DESIGNATION TABLE FOR NUMBERING FORMAT WHEN ADDING NEW PART NUMBERS						P.C.B. POLARISATION OPTION
PART NO. (TIN)	COLOUR	UNBLOCKED POSITION KEYS	UNBLOCKED CODING KEYS	LATCH POSITION	CONFIGURATION (SEE NOTES)	REF	PART NO. (SILVER)	
90858-0003	NATURAL	1b 2a	01c d20	1/2		K01	90858-0499	A
90858-0004	NATURAL	1a 2b	01c	1/2		K02	90858-0482	A
90858-0007	NATURAL	1b 2b	01c	1/2		K09	90858-0497	A
90858-0018	NATURAL	2a	01c, d20	1/2		K03	90858-0495	A
90858-0019	NATURAL	1a 2b	d20	1/2		K05	90858-0478	A
90858-0021	NATURAL	1b	01c, d20	1/2		K16	90858-0492	A
90858-0022	NATURAL	1a 2b	NONE	1/2		K06	90858-0491	A
90858-0027	NATURAL	2b	NONE	1/2		K11	90858-0487	A
90858-0029	NATURAL	1a 1b	d20	1/2		K13	90858-0486	A
90858-0030	NATURAL	2a 2b	NONE	1/2		K31	90858-0485	A
90858-0032	NATURAL	2b	d20	1/2		K38	90858-0484	A
90858-0047	NATURAL	1a 2a	01c d20	1/2		K44	90858-0483	A
90858-0055	NATURAL	1a 1b	NONE	1/2		K40	90858-0480	A
90858-0020	NATURAL	1a 1b	01c	1/2		K04	90858-0475	A
90858-0054	NATURAL	2b	01c d20	1/2		K15	90858-0476	A
90858-0057	NATURAL	1a	01c d20	1/2		K12	90858-0477	A
90858-0058	NATURAL	1a 2a	01c	1/2		K10	90858-0472	A
90858-0059	NATURAL	ALL	d20	1/2		K34	90858-0474	A
90858-0060	NATURAL	1b 2a 2b	d20	1/2		K07	90858-0473	A
90858-0061	NATURAL	1b 2a	01c d20	1/2		K01	90858-0471	B



KEYING, CODING & LATCH POSITION
(4CCT EXAMPLE SHOWN)
VIEW INMATING DIRECTION

SEE SHEET 1 EC NO: E2010-0370 DRN:BRUTTE CHKD:JDENNEY APPR:BMAGUIRE 2010/05/13 2004/05/27 2010/06/08	QUALITY SYMBOLS	GENERAL TOLERANCES (UNLESS SPECIFIED)	DIMENSION STYLE	SCALE	DESIGN UNITS	THIRD ANGLE PROJECTION
	▽=0 ▽=0	mm INCH 4 PLACES ± --- ± --- 3 PLACES ± --- ± --- 2 PLACES ± 0.1 ± --- 1 PLACE ± 0.2 ± --- ANGULAR ± 2 °	MM ONLY DRAWN BY DATE NMCNAR 2004/05/26 CHECKED BY DATE JDENNEY 2004/05/27 APPROVED BY DATE BMAGUIRE 2004/05/28	1:1	METRIC	RAST 5 VERT HDR MOLEX INCORPORATED DOCUMENT NO. SD-90858-001
	DRAFT WHERE APPLICABLE MUST REMAIN WITHIN DIMENSIONS	SEE CHART	MATERIAL NO.	SHEET NO.	2 OF 7	
	THIS DRAWING CONTAINS INFORMATION THAT IS PROPRIETARY TO MOLEX INCORPORATED AND SHOULD NOT BE USED WITHOUT WRITTEN PERMISSION					

3 CIRCUIT

SEE CODE DESIGNATION TABLE FOR NUMBERING
FORMAT WHEN ADDING NEW PART NUMBERS

PART NO. (TIN)	COLOUR	UNBLOCKED POSITION KEYS	UNBLOCKED CODING KEYS	LATCH POSITION	CONFIGURATION (SEE NOTES)	REF	PART NO. (SILVER)	P.C.B. POLARISATION OPTION
90858-0502	NATURAL	1b	01c, d20	1/2		K01	90858-1249	A
90858-0508	NATURAL	1a	03c	1/2		K04	90858-1248	A
90858-0511	NATURAL	1a 1b	d30	1/2		K05	90858-1247	A
90858-0512	NATURAL	1a 3b	01c	1/2		K06	90858-1246	A
90858-0513	NATURAL	1b	d20 03c	1/2		K09	90858-1245	A
90858-0524	NATURAL	1b 2a 2b	d30	1/2		K33	90858-1244	A
90858-0525	NATURAL	2b	d20	1/2		K56	90858-1243	A
90858-0528	NATURAL	ALL	d10 d30	2/3		K38	90858-1242	A
90858-0527	NATURAL	ALL	d20	1/2		K40	90858-1240	A
90858-0526	NATURAL	2b 3b	d10 02c	2/3		K02	90858-1241	A
90858-0529	NATURAL	1b	01c d20	1/2			90858-1239	A
90858-0530	NATURAL	3b	d10, d30	2/3			90858-1238	A
90858-0531	NATURAL	3b	01c, d30	2/3			90858-1237	A
90858-0532	NATURAL	3b	d10, 02c	2/3			90858-1236	A

4 CIRCUIT

SEE CODE DESIGNATION TABLE FOR NUMBERING
FORMAT WHEN ADDING NEW PART NUMBERS

PART NO. (TIN)	COLOUR	UNBLOCKED POSITION KEYS	UNBLOCKED CODING KEYS	LATCH POSITION	CONFIGURATION (SEE NOTES)	REF	PART NO. (SILVER)	P.C.B. POLARISATION OPTION
90858-1254	NATURAL	1b	03c d40	1/2 3/4		K01	90858-1999	A
90858-1264	NATURAL	1a 4b	d40	1/2 3/4		K03	90858-1998	A
90858-1265	NATURAL	2a 4b	d20	1/2 3/4		K07	90858-1996	A
90858-1267	NATURAL	1b 2a 3a 4b	01c d40	1/2 3/4		K37	90858-1994	A
90858-1270	NATURAL	1a 2b 4b	01c 03c d40	1/2 3/4		K44	90858-1993	A
90858-1274	NATURAL	1a 3a 3b	01c d20 d40	1/2 3/4		K32	90858-1992	A
90858-1275	NATURAL	1b 2a 4b	01c d20 03c	1/2 3/4		K61	90858-1991	A
90858-1278	NATURAL	1a 3a	d40	1/2 3/4		K06	90858-1987	A
90858-1280	NATURAL	1a 2b 3b 4a	01c 03c d40	1/2 3/4		K65	90858-1988	A
90858-1281	NATURAL	2a 4b	d20 03c	1/2 3/4		K30	90858-1986	A
90858-1282	NATURAL	3b	d30	2/3		K04	90858-1985	A
90858-1283	NATURAL	1b 2a 4b	01c d20 03c d40	1/2 3/4		N/A	90858-1984	A
90858-1284	NATURAL	2a 3a 3b 4b	01c d20 03c d40	1/2 3/4		N/A	90858-1983	A

SEE SHEET 1 EEC NO: E2010-0370 DRAWN BY: DRWN:BRUTLE CHECKED BY: CHKD:JENNEHY APPROVED BY: APPR:BMAGUIRE 2010/05/13 2004/05/27 2010/06/08	QUALITY SYMBOLS 	GENERAL TOLERANCES (UNLESS SPECIFIED) mm INCH 4 PLACES ± --- ± --- 3 PLACES ± --- ± --- 2 PLACES ± 0.1 ± --- 1 PLACE ± 0.2 ± --- ANGULAR ± 2 °	DIMENSION STYLE MM ONLY	SCALE 1:1	DESIGN UNITS METRIC	THIRD ANGLE PROJECTION	
	DRAWN BY: NMCNAMAR DATE: 2004/05/26	CHECKED BY: JDENNEHY DATE: 2004/05/27	APPROVED BY: BMAGUIRE DATE: 2004/05/28	MATERIAL NO.	DOCUMENT NO. SD-90858-001	SHEET NO. 3 OF 7	TITLE RAST 5 VERT HDR
	DRAFT WHERE APPLICABLE MUST REMAIN WITHIN DIMENSIONS			SEE CHART	MOLEX INCORPORATED		
	THIS DRAWING CONTAINS INFORMATION THAT IS PROPRIETARY TO MOLEX INCORPORATED AND SHOULD NOT BE USED WITHOUT WRITTEN PERMISSION						

5 CIRCUIT

SEE CODE DESIGNATION TABLE FOR NUMBERING
FORMAT WHEN ADDING NEW PART NUMBERS

PART NO. (TIN)	COLOUR	UNLOCKED POSITION KEYS	UNLOCKED CODING KEYS	LATCH POSITION	CONFIGURATION (SEE NOTES)	REF	PART NO. (SILVER)	P.C.B. POLARISATION OPTION
90858-2000	NATURAL	1a 5b	01c d30	1/2 2/3		K01	90858-2749	A
90858-2001	NATURAL	1a 3a	01c d30	1/2 4/5		K30	90858-2748	A
90858-2002	NATURAL	1a 5b	01c d20 03c d50	1/2 3/4		K31	90858-2747	A
90858-2003	NATURAL	1b 2a 3b 5a	01c 03c	1/2 3/4		K35	90858-2746	A
90858-2004	NATURAL	1a 2a 2b 4b 5b	01c d30 04c d50	1/2 2/3 4/5		K36	90858-2745	A
90858-2006	NATURAL	2a	01c d50	2/3 4/5		K43	90858-2742	A
90858-2012	NATURAL	2a 4b	01c d20 d40	1/2 3/4		K44	90858-2743	A
90858-2013	NATURAL	2b	d20	1/2 4/5		K02	90858-2741	A
90858-2014	NATURAL	4b 5a	01c d30 04c d50	1/2 4/5		K45	90858-2740	A
90858-2015	NATURAL	NONE	01c d40	1/2 3/4		K46	90858-2739	A
90858-2017	NATURAL	1a 4a	d30	1/2 4/5		K04	90858-2737	A
90858-2024	NATURAL	1a 5b	d20 d40	1/2 3/4		K77	90858-2732	A
90858-2025	NATURAL	2b	d20 d50	1/2 3/4		K95	90858-2733	A
90858-2026	NATURAL	1a 5b	01c d20 03c d50	1/2 3/4			90858-2734	A
90858-2027	NATURAL	1a 3a 4b 5a	03c 04c	1/2 4/5		K73	90858-2735	A
90858-2028	NATURAL	2b	d20	1/2 4/5			90858-2731	A
90858-2029	NATURAL	1b 2a 4a	01c 04c d50	1/2 4/5		K51	90858-2730	A
90858-2030	NATURAL	2b 3b 4a	01c d20 d40	1/2 3/4		K52	90858-2729	A
90858-2031	NATURAL	1a 5b	01c d20 03c d50	1/2 4/5		K86	90858-2728	A
90858-2032	NATURAL	1a 1b 4a	d30 04c d50	1/2 4/5		K64	90858-2727	A
90858-2033	NATURAL	1a 5b	01c d20 03c d50	1/2 3/4			90858-2726	B

6 CIRCUIT

SEE CODE DESIGNATION TABLE FOR NUMBERING
FORMAT WHEN ADDING NEW PART NUMBERS

PART NO. (TIN)	COLOUR	UNLOCKED POSITION KEYS	UNLOCKED CODING KEYS	LATCH POSITION	CONFIGURATION (SEE NOTES)	REF	PART NO. (SILVER)	P.C.B. POLARISATION OPTION
90858-2753	NATURAL	1b	03c d60	1/2 4/5		K01	90858-3499	A
90858-2754	NATURAL	1a 3b 4b	01c d50 06c	1/2 4/5		K30	90858-3498	A
90858-2755	NATURAL	1a 1b 2b 3a 3b 4b	d30 04c d50	1/2 2/3 4/5		K37	90858-3497	A
90858-2756	NATURAL	1a 1b 4a 4b	d10 d50	2/3 4/5		K39	90858-3496	A
90858-2757	NATURAL	2a 4b 5a 6b	d20 03c 05c	1/2 3/4 5/6		K42	90858-3495	A
90858-2758	NATURAL	1a 2b 3a 3b 5b 6b	01c d40 d60	1/2 3/4 5/6		K43	90858-3494	A
90858-2759	NATURAL	1b 2a 3a 4b 5a 5b 6b	01c 03c d60	1/2 3/4 5/6		K44	90858-3493	A
90858-2761	NATURAL	2b	d20 d60	1/2 5/6		K46	90858-3492	A
90858-2762	NATURAL	2b 3b 4a	01c d50 06c	1/2 4/5		K36	90858-3491	A
90858-2768	NATURAL	1b 4b	d20 03c d50 06c	1/2 4/5		K58	90858-3486	A
90858-2769	NATURAL	1a 2b 3b 4a 6b	01c 03c d40 05c d60	1/2 3/4 5/6		K59	90858-3485	A
90858-2770	NATURAL	1a 2b 4a 6b	01c d40	1/2 3/4 5/6		K62	90858-3484	A
90858-2771	NATURAL	1b 6b	d40	1/2 5/6		K04	90858-3483	A
90858-2772	NATURAL	1b 2a 3a 4b 5a 5b 6b	01c d60	2/3 5/6		K15	90858-3482	A

SEE SHEET 1 EC NO: E2010-0370 DRAWN BY: DRWBRUTTE CHKD: JDENNEY APPR: BMAGUIRE	QUALITY SYMBOLS ▽=0 ▽=0	GENERAL TOLERANCES (UNLESS SPECIFIED)		DIMENSION STYLE MM ONLY		SCALE 1:1	DESIGN UNITS METRIC	THIRD ANGLE PROJECTION
		m	INCH	DRAWN BY DATE NMCNAMAR 2004/05/26		TITLE RAST 5 VERT HDR		
		4 PLACES ± --- ± ---		CHECKED BY DATE JDENNEY 2004/05/27		MOLEX INCORPORATED DOCUMENT NO. SD-90858-001		
		3 PLACES ± --- ± ---		APPROVED BY DATE BMAGUIRE 2004/05/28				
2 PLACES ± 0.1 ± ---		MATERIAL NO.		SHEET NO. 4 OF 7				
1 PLACE ± 0.2 ± ---		ANGULAR ± 2 °		SIZE A 1		THIS DRAWING CONTAINS INFORMATION THAT IS PROPRIETARY TO MOLEX INCORPORATED AND SHOULD NOT BE USED WITHOUT WRITTEN PERMISSION		
DRAFT WHERE APPLICABLE MUST REMAIN WITHIN DIMENSIONS		SEE CHART						

7 CIRCUIT							SEE CODE DESIGNATION TABLE FOR NUMBERING FORMAT WHEN ADDING NEW PART NUMBERS		P.C.B. POLARISATION OPTION
PART NO. (TIN)	COLOUR	UNBLOCKED POSITION KEYS	UNBLOCKED CODING KEYS	LATCH POSITION	CONFIGURATION (SEE NOTES)	REF	PART NO. (SILVER)		
90858-3511	NATURAL	NONE	03c d40 07c	1/2 5/6		K01	90858-4249	A	
90858-3512	NATURAL	3a 4a	d30 d70	1/2 5/6		K30	90858-4248	A	
90858-3504	NATURAL	2b	d20 d60	1/2 5/6		K32	90858-4247	A	
90858-3508	NATURAL	1a 1b 3a 4b 5a	01c 07c	1/2 3/4 5/6		K40	90858-4243	A	
90858-3509	NATURAL	2a	01c d50	2/3 4/5		K41	90858-4242	A	
90858-3515	NATURAL	7b	01c d40 d70	1/2 3/4 6/7		K43	90858-4240	A	
90858-3516	NATURAL	1b	03c d60	1/2 4/5		K31	90858-4239	A	
90858-3517	NATURAL	1a 3a 4b 7b	01c d20 03c 06c	1/2 3/4 6/7		K45	90858-4238	A	
90858-3519	NATURAL	1b 7a	02c d50	2/3 6/7		K48	90858-4237	A	
90858-3521	NATURAL	1a 2b 3a 4b 6a	d20 03c d40 d50 d70	1/2 3/4 6/7		K51	90858-4236	A	
90858-3522	NATURAL	1b 6a	d20 03c d50 d70	1/2 3/4 6/7		K69	90858-4235	A	
90858-3523	NATURAL	1b 2a 5a 5b 7b	d20 d50 06c d70	1/2 4/5 6/7		K34	90858-4234	A	
90858-3524	NATURAL	2b	d20 07c	1/2 3/4 5/6		K35	90858-4233	A	
90858-3525	NATURAL	2a 2b 4b 5b 6a	d20 03c d40 d60	1/2 3/4 5/6		K38	90858-4232	A	
90858-3526	NATURAL	2b 4a 4b 5b 6a	01c d20 d40 d60	1/2 3/4 5/6		K42	90858-4231	A	

8 CIRCUIT							SEE CODE DESIGNATION TABLE FOR NUMBERING FORMAT WHEN ADDING NEW PART NUMBERS		P.C.B. POLARISATION OPTION
PART NO. (TIN)	COLOUR	UNBLOCKED POSITION KEYS	UNBLOCKED CODING KEYS	LATCH POSITION	CONFIGURATION (SEE NOTES)	REF	PART NO. (SILVER)		
90858-4252	NATURAL	4a 6b	03c d60	1/2 3/4 5/6 7/8		K30	90858-4998	A	
90858-4253	NATURAL	1a 2a 3a 3b 6a 7a 7b 8b	01c 05c d60	1/2 3/4 5/6 7/8		K33	90858-4996	A	
90858-4257	NATURAL	2b 3b 4b 5a 5b 7a 8b	01c d60 d80	1/2 4/5 7/8		K41	90858-4995	A	
90858-4259	NATURAL	1b 4b 7b 8b	01c d20 04c d50 07c	1/2 4/5 7/8		K45	90858-4993	A	
90858-4260	NATURAL	1a 1b 3b 5a 6b 7a 8b	01c 03c d40 d60	1/2 3/4 5/6 7/8		K46	90858-4992	A	
90858-4262	NATURAL	1b 5a 6b 8a	03c d40 05c 07c d80	1/2 3/4 5/6 7/8		K48	90858-4991	A	
90858-4265	NATURAL	8b	02c d30 07c	2/3 7/8			90858-4999	A	
90858-4266	NATURAL	1a 4b 5b 6a 8b	d40 d60 07c d80	1/2 3/4 5/6 7/8		K44	90858-4990	A	
90858-4267	NATURAL	8b	02c d30	2/3		K49	90858-4989	A	
90858-4268	NATURAL	2b 8a	03c d60	1/2 7/8		K43	90858-4988	A	

SEE SHEET 1 EEC NO: E2010-0370 DRWN:BRUTLE 2010/05/13 CHKD:JENNEY 2004/05/27 APPR:BMAGUIRE 2010/06/08	QUALITY SYMBOLS ▼=0 ▽=0	GENERAL TOLERANCES (UNLESS SPECIFIED) mm ± --- ± --- INCH ± --- ± ---	DIMENSION STYLE MM ONLY DRAWN BY DATE NMCNAMAR 2004/05/26	SCALE 1:1	DESIGN UNITS METRIC	THIRD ANGLE PROJECTION
		4 PLACES ± 0.1 ± --- 3 PLACES ± 0.2 ± --- 2 PLACES ± 0.1 ± --- 1 PLACE ± 0.2 ± --- ANGULAR ± 2 °	CHECKED BY DATE JDENNEY 2004/05/27	TITLE RAST 5 VERT HDR		MOLEX INCORPORATED DOCUMENT NO. SD-90858-001
DRAFT WHERE APPLICABLE MUST REMAIN WITHIN DIMENSIONS		SEE CHART		THIS DRAWING CONTAINS INFORMATION THAT IS PROPRIETARY TO MOLEX INCORPORATED AND SHOULD NOT BE USED WITHOUT WRITTEN PERMISSION		

9 CIRCUIT

SEE CODE DESIGNATION TABLE FOR NUMBERING FORMAT WHEN ADDING NEW PART NUMBERS							P.C.B. POLARISATION OPTION	
PART NO. (TIN)	COLOUR	UNBLOCKED POSITION KEYS	UNBLOCKED CODING KEYS	LATCH POSITION	CONFIGURATION (SEE NOTES)	REF		
90858-5002	NATURAL	1a 2a 2b 3a 3b 6a 7a 8b 9b	d20 03c d40 d50 d90	1/2 3/4 6/7 7/8 8/9		K30	90858-5997	A
90858-5003	NATURAL	1b 2a 3b 5a 6a 7b 8a 8b	01c 03c d70 08c	1/2 3/4 6/7 8/9		K31	90858-5996	A
90858-5004	NATURAL	1b 2a 3a 5a 6a 7b 8b	01c 03c d70 08c d90	1/2 3/4 6/7 8/9		K32	90858-5995	A
90858-5005	NATURAL	1a 1b 3a 4b 5a 6b 7a	01c d40 09c	1/2 3/4 5/6 7/8		K37	90858-5994	A
90858-5006	NATURAL	1b 5a 8a 9a	03c d40 d60 08c	1/2 3/4 5/6 8/9		K38	90858-5993	A
90858-5007	NATURAL	2a 4b 5a 6b 7a 9a	d20 05c 07c	1/2 3/4 5/6 7/8		K39	90858-5992	A
90858-5009	NATURAL	5b	d30 d70	1/2 6/7		K04	90858-5989	A
90858-5012	NATURAL	2b 3b 4a 5a 6b	d10 02c 04c 08c d90	2/3 4/5 6/7 8/9		K40	90858-5988	A
90858-5011	NATURAL	2b 5a	d80	2/3 7/8		K03	90858-5987	A
90858-5010	NATURAL	2b 3b 4b 6a	01c d20 d40 05c d90	1/2 3/4 6/7 8/9		K49	90858-5986	A
90858-5013	NATURAL	1b 2a 4b 5a 8b 9b	01c d20 d70 08c	1/2 4/5 6/7 8/9		K58	90858-5985	A

10 CIRCUIT

SEE CODE DESIGNATION TABLE FOR NUMBERING FORMAT WHEN ADDING NEW PART NUMBERS							P.C.B. POLARISATION OPTION	
PART NO. (TIN)	COLOUR	UNBLOCKED POSITION KEYS	UNBLOCKED CODING KEYS	LATCH POSITION	CONFIGURATION (SEE NOTES)	REF		
90858-6002	NATURAL	2a 3b 6a 9a	03c d80	1/2 4/5 6/7 9/10		K30	90858-6997	A
90858-6003	NATURAL	1a 3b 7b 9b	01c d20 d40 05c 07c	1/2 3/4 5/6 7/8 9/10		K35	90858-6996	A
90858-6009	NATURAL	1b 2a 2b 4a 5b 6a 8a 9a 10a	d30 04c 06c 09c	1/2 4/5 6/7 9/10		K41	90858-6988	A
90858-6010	NATURAL	1a 3b 4b 8a 10a 10b	01c d50 06c 07c d80 09c	1/2 4/5 7/8 9/10		K42	90858-6987	A
90858-6012	NATURAL	2a 4b 8a 10a	d20 05c d70 08c	1/2 3/4 5/6 8/9		K44	90858-6986	A
90858-6015	NATURAL	1b 2a 3a 4b 5b 9a	01c d40 d60 07c 09c d100	1/2 3/4 5/6 7/8 9/10		K48	90858-6983	A
90858-6016	NATURAL	1a 4b 6b 9a	03c 04c d50 06c d70 08c d90	1/2 4/5 6/7 8/9		K36	90858-6982	A
90858-6021	NATURAL	1a 3b 7b 8a	01c d20 d40 05c d100	1/2 3/4 5/6 7/8 9/10		K33	90858-6977	A
90858-6022	NATURAL	10a	d20 08c	1/2 9/10		K56	90858-6976	A
90858-6023	NATURAL	1b 3b 5b 9a	01c d60 07c 09c d100	1/2 3/4 5/6 7/8 9/10		K36	90858-6975	A
90858-6024	NATURAL	1b 2b 4a 7a 9a 9b	d20 d30 d50 06c d70 d80	1/2 4/5 6/7 9/10		K43	90858-6974	A
90858-6025	NATURAL	1a 2a 2b 3a 4a 4b 5a 6a 6b 7a 8a 8b 9a 10a 10b	NONE	1/2 3/4 5/6 7/8 9/10		K45	90858-6973	A
90858-6026	NATURAL	2a 2b 3a 4a 5a 9a 10a	d20 d40 07c d70 08c d100	1/2 3/4 5/6 8/9		K46	90858-6972	A
90858-6027	NATURAL	1b 2a 3a 4b 6a 7a 8a 8b	01c d40 d60 d80	1/2 3/4 5/6 9/10		K49	90858-6971	A
90858-6028	NATURAL	1b 5a 8b 9a 10b	03c d40 d80 09c	1/2 3/4 5/6 7/8 9/10		K50	90858-6970	A
90858-6029	NATURAL	1b 3a 4a 4b 6b 9a 9b	01c d50 06c d70 09c	1/2 4/5 6/7 9/10		K51	90858-6969	A
90858-6030	NATURAL	1b 4a 7a 9a	01c d20 06c d80 09c	1/2 4/5 7/8 9/10		K52	90858-6968	A

SEE SHEET 1 EC NO: E2010-0370 DRAWN BY: DRW/BRUTLE CHKD: JDENNEY APPR: BMAGUIRE 2010/05/13 2004/05/27 2010/06/08	QUALITY SYMBOLS ∇=0 ∇=0	GENERAL TOLERANCES (UNLESS SPECIFIED) mm INCH 4 PLACES ± --- ± --- 3 PLACES ± --- ± --- 2 PLACES ± 0.1 ± --- 1 PLACE ± 0.2 ± --- ANGULAR ± 2 °	DIMENSION STYLE MM ONLY	SCALE 1:1	DESIGN UNITS METRIC	THIRD ANGLE PROJECTION	
	DRAWN BY: NMCNAMAR DATE: 2004/05/26	CHECKED BY: JDENNEY DATE: 2004/05/27	APPROVED BY: BMAGUIRE DATE: 2004/05/28	MATERIAL NO.	DOCUMENT NO. SD-90858-001	TITLE RAST 5 VERT HDR	SHEET NO. 6 OF 7
	DRAFT WHERE APPLICABLE MUST REMAIN WITHIN DIMENSIONS			SEE CHART	MOLEX INCORPORATED		
	THIS DRAWING CONTAINS INFORMATION THAT IS PROPRIETARY TO MOLEX INCORPORATED AND SHOULD NOT BE USED WITHOUT WRITTEN PERMISSION						

11 CIRCUIT										SEE CODE DESIGNATION TABLE FOR NUMBERING FORMAT WHEN ADDING NEW PART NUMBERS						P.C.B. POLARISATION OPTION
PART NO. (TIN)	COLOUR	UNBLOCKED POSITION KEYS	UNBLOCKED CODING KEYS	LATCH POSITION	CONFIGURATION (SEE NOTES)	REF	PART NO. (SILVER)				P.C.B. POLARISATION OPTION					
90858-7001	NATURAL	1a 2b 3c 4a 4b 5a 7a 8a 9a 10a 11a	01c d40 05c 08c 010c	3/4 8/9		K33	90858-7998				A					
90858-7002	NATURAL	1a 1b 6b 7a 10a 11b	03c d40 d90	1/2 3/4 5/6 7/8 8/9 10/11		K30	90858-7997				A					
90858-7003	NATURAL	1a 2b 3c 4a 4b 5a 7a 8a 9a 10a 11a	01c d40 05c 08c 010c	1/2 3/4 5/6 8/9 10/11		K31	90858-7996				A					
90858-7004	NATURAL	2a 3b 4a 4b 5a 6b 7a 10a 11b	01c d20 d40 d60 07c d90 010c	1/2 3/4 5/6 7/8 10/11		K32	90858-7995				A					
90858-7005	NATURAL	2a 3b 4a 4b 6a 6b 8b 10a 11b	01c d20 d40 d60 07c d90 010c	1/2 3/4 6/7 8/9 10/11		K34	90858-7994				A					
90858-7007	NATURAL	2a 4b 5b 7b 8a 11b	d10 d30 d50 d80 010c d110	2/3 4/5 7/8 10/11		K36	90858-7992				A					
90858-7008	NATURAL	1b 3a 4b 6a 7b 9b	01c d20 d40 d60 07c d90 d80 09c d100	1/2 3/4 5/6 7/8 9/10		K37	90858-7991				A					
90858-7009	NATURAL	2a 6a 8a 11b	01c d50 d90 d110	2/3 4/5 6/7 8/9 10/11		K38	90858-7990				A					
90858-7010	NATURAL	1a 4a 6a 8a 11b	d30 d90 d110	1/2 4/5 6/7 8/9 10/11		K39	90858-7989				A					
90858-7014	NATURAL	1a 1b 2b 4a 5a 8b 9b	02c d80 09c d100	2/3 5/6 7/8 9/10		K46	90858-7985				A					
90858-7015	NATURAL	1b 5b 6b 8b 9b 10a 10b	01c d20 d40 05c d70 08c 010c	1/2 5/6 8/9 10/11		K47	90858-7984				A					
90858-7016	NATURAL	1a 2b 3b 5a 6b 8a 9b	d20 03c 06c 09c d100	1/2 3/4 6/7 9/10		K44	90858-7983				A					
90858-7017	NATURAL	1b 4a 7b 9b 10b	01c d20 04c d80 09c 011c d110	1/2 4/5 6/7 9/10		K45	90858-7982				A					
90858-7013	NATURAL	1b 11b	03c d90	3/4 8/9		K43	90858-7986				A					
90858-7018	NATURAL	1b 2a 3a 4b 6b	01c d40 d60 011c	1/2 3/4 5/6 7/8 9/10		K35	90858-7981				A					
90858-7019	NATURAL	1b 3a 4b 7a 10b	01c 04c d50 07c	1/2 4/5 7/8 9/10		K40	90858-7980				A					
90858-7020	NATURAL	1b 2a 3a 4b 6b 7a 8a 8b	01c d40 d60 d80 011c	1/2 3/4 5/6 9/10		K42	90858-7979				A					

12 CIRCUIT										SEE CODE DESIGNATION TABLE FOR NUMBERING FORMAT WHEN ADDING NEW PART NUMBERS						P.C.B. POLARISATION OPTION
PART NO. (TIN)	COLOUR	UNBLOCKED POSITION KEYS	UNBLOCKED CODING KEYS	LATCH POSITION	CONFIGURATION (SEE NOTES)	REF	PART NO. (SILVER)				P.C.B. POLARISATION OPTION					
90858-8002	NATURAL	1b 7a 8b 12b	d10 06c 09c d100 d120	2/3 4/5 7/8 11/12		K30	90858-8997				A					
90858-8003	NATURAL	2a 4b 5b 6b 7a 10b 12a 12b	d10 d30 d50 d70 09c d100 d120	2/3 4/5 6/7 9/10 11/12		K34	90858-8996				A					
90858-8004	NATURAL	1a 3b 7b 9b 11b 12a	01c d20 d40 05c 07c 011c	1/2 3/4 5/6 7/8 9/10 11/12		K44	90858-8995				A					
90858-8005	NATURAL	1b 2a 2b 4a 5b 6a 8a 9a 10a 11a 12b	d30 04c 06c 09c 011c	1/2 4/5 6/7 9/10 11/12		K46	90858-8994				A					
90858-8007	NATURAL	2b 3b 4a 8b 9b 11a	01c d20 d40 d90 d100 d120	1/2 3/4 8/9 11/12		K49	90858-8992				A					
90858-8008	NATURAL	1a 2b 3a 5b 11b 12a	01c 03c d40 d60 07c 09c	1/2 3/4 5/6 7/8 9/10 11/12		K47	90858-8991				A					
90858-8009	NATURAL	1a 5b 7b	01c d30 04c d70 012c	2/3 4/5 6/7 8/9 10/11		K50	90858-8990				A					

SEE SHEET 1 EC NO: E2010-0370 DRAWN BY: DRWBRUTLE 2010/05/13 CHKD: JDENNEY 2004/05/27 APPR: BMAGUIRE 2010/06/08 REV	QUALITY SYMBOLS	GENERAL TOLERANCES (UNLESS SPECIFIED)	DIMENSION STYLE	SCALE	DESIGN UNITS	THIRD ANGLE PROJECTION
	▽=0 ▽=0	m/m INCH	MM ONLY	1:1	METRIC	
		4 PLACES ± --- ± --- 3 PLACES ± --- ± --- 2 PLACES ± 0.1 ± --- 1 PLACE ± 0.2 ± ---	DRAWN BY DATE MCMNAMAR 2004/05/26	CHECKED BY DATE JDENNEY 2004/05/27	RAST 5 VERT HDR	
	ANGULAR ± 2 °	APPROVED BY DATE BMAGUIRE 2004/05/28	MATERIAL NO. SD-90858-001	MOLEX INCORPORATED		
DRAFT WHERE APPLICABLE MUST REMAIN WITHIN DIMENSIONS	SEE CHART	DOCUMENT NO. SD-90858-001	SHEET NO. 7 OF 7		THIS DRAWING CONTAINS INFORMATION THAT IS PROPRIETARY TO MOLEX INCORPORATED AND SHOULD NOT BE USED WITHOUT WRITTEN PERMISSION	