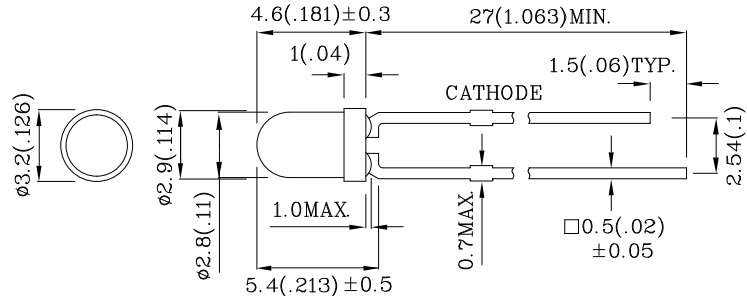


Features

- LOW POWER CONSUMPTION.
- POPULAR T-1 DIAMETER PACKAGE.
- GENERAL PURPOSE LEADS.
- RELIABLE AND RUGGED.
- LONG LIFE - SOLID STATE RELIABILITY.
- AVAILABLE ON TAPE AND REEL.
- 5V INTERNAL RESISTOR.
- RoHS COMPLIANT.



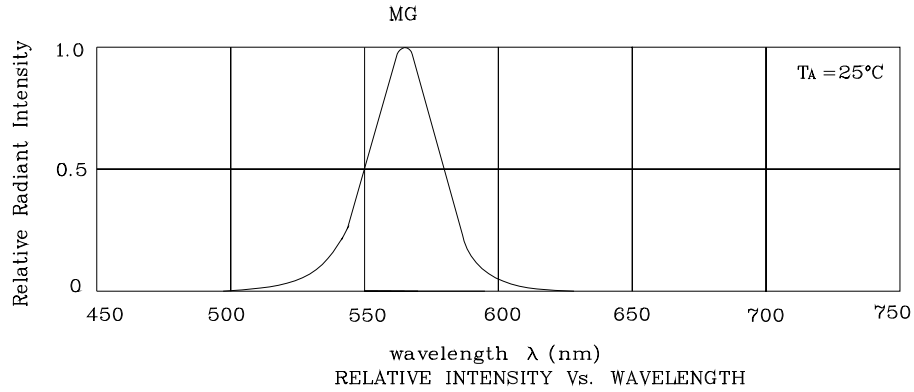
Notes:

1. All dimensions are in millimeters (inches).
2. Tolerance is $\pm 0.25(0.01)$ unless otherwise noted.
3. Specifications are subject to change without notice.

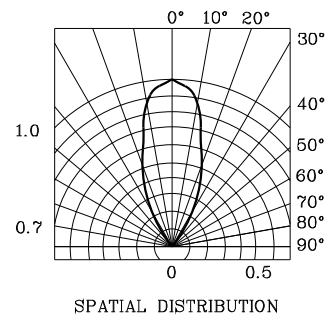
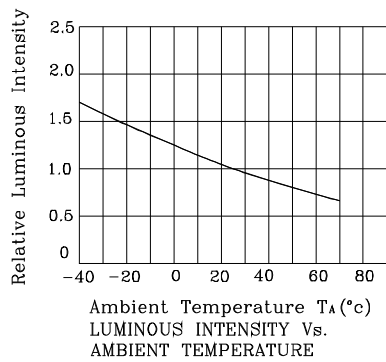
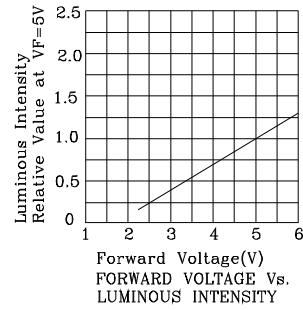
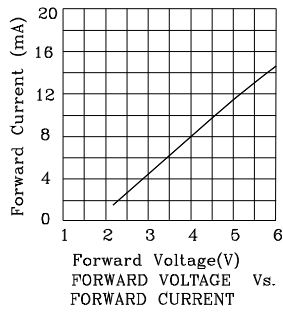
Absolute Maximum Ratings ($T_A=25^\circ\text{C}$)		MG (GaP)	Unit
Reverse Voltage	V_R	5	V
Forward Voltage	V_F	6	V
Power Dissipation	P_T	85	mW
Operating Temperature	T_A	-40 ~ +70	°C
Storage Temperature	T_{stg}	-40 ~ +85	
Lead Solder Temperature [2mm Below Package Base]	260°C For 3 Seconds		
Lead Solder Temperature [5mm Below Package Base]	260°C For 5 Seconds		

Operating Characteristics ($T_A=25^\circ\text{C}$)		MG (GaP)	Unit
Forward Current (Typ.) ($V_F=5\text{V}$)	I_F	11.5	mA
Forward Current (Max.) ($V_F=5\text{V}$)	I_F	17.5	mA
Reverse Current (Max.) ($V_R=5\text{V}$)	I_R	10	uA
Wavelength of Peak Emission (Typ.) ($V_F=5\text{V}$)	λ_P	565	nm
Wavelength of Dominant Emission (Typ.) ($V_F=5\text{V}$)	λ_D	568	nm
Spectral Line Full Width At Half-Maximum (Typ.) ($V_F=5\text{V}$)	$\Delta\lambda$	30	nm

Part Number	Emitting Color	Emitting Material	Lens-color	Luminous Intensity ($V=5\text{V}$) mcd		Wavelength nm λ_P	Viewing Angle 2θ 1/2
				min.	typ.		
LMG11D5V	Green	GaP	Green Diffused	8	19	565	40°



❖ MG



Wave Soldering Profile For Lead-free Through-hole LED.



NOTES:

1. Recommend the wave temperature 245°C~260°C. The maximum soldering temperature should be less than 260°C.
2. Do not apply stress on epoxy resins when temperature is over 85 degree°C.
3. The soldering profile apply to the lead free soldering (Sn/Cu/Ag alloy).
4. No more than once.

Remarks:

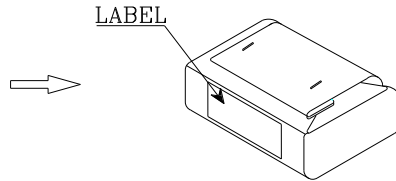
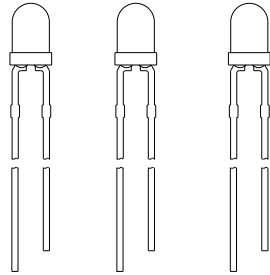
If special sorting is required (e.g. binning based on luminous intensity / luminous flux or wavelength), the typical accuracy of the sorting process is as follows:

1. Wavelength: +/-1nm.
2. Luminous Intensity / Luminous Flux: +/-15%.

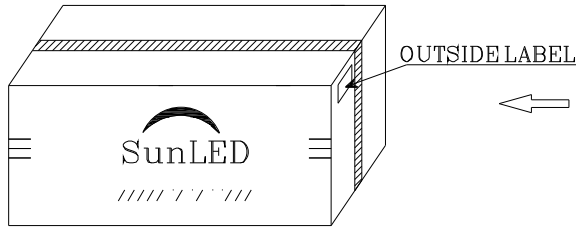
Note: Accuracy may depend on the sorting parameters.

PACKING & LABEL SPECIFICATIONS

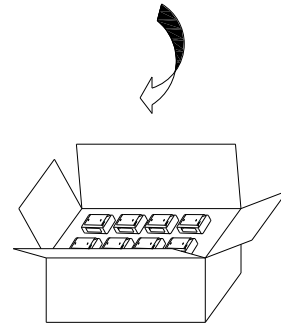
LMG11D5V




1,000PCS/BAG




56K / BOX



28K/ BOX



P/NO : Lxx11x	
QTY : 1,000 pcs	CODE: XXX
S/N : XX	
LOT NO:	
 XXXXXXXXXXXXXXXXXXXXXXXX	
RoHS Compliant	