

PLEASE CHECK WWW.MOLEX.COM FOR LATEST PART INFORMATION

Part Number: **0526021279**
Status: **Active**
Description: 1.00mm (.039") Pitch Receptacle, Dual Row Surface Mount, Vertical Stacking, 12.00 and 20.00mm (.472 and .787") Stacking Heights, 120 Circuits, Lead-free

Documents:

[3D Model](#) [Product Specification PS-52584-003 \(PDF\)](#)
[Drawing \(PDF\)](#) [RoHS Certificate of Compliance \(PDF\)](#)

General

Product Family PCB Receptacles
 Series [52602](#)
 Application Board-to-Board
 Product Name SlimStack™

Physical

Circuits (Loaded) 120
 Durability (mating cycles max) 50
 Glow-Wire Compliant No
 Material - Plating Mating Gold
 Material - Plating Termination Tin
 Number of Rows 2
 Orientation Vertical
 PC Tail Length (in) 0.071 In
 PC Tail Length (mm) 1.80 mm
 PCB Locator Yes
 PCB Retention None
 PCB Thickness Recommended (in) 0.040 In
 PCB Thickness Recommended (mm) 1.00 mm
 Packaging Type Tube
 Pitch - Mating Interface (in) 0.039 In
 Pitch - Mating Interface (mm) 1.00 mm
 Plating min: Mating (µin) 10
 Plating min: Mating (µm) 0.25
 Plating min: Termination (µin) 40
 Plating min: Termination (µm) 1
 Polarized to PCB Yes
 Surface Mount Compatible (SMC) N/A
 Temperature Range - Operating -55°C to +85°C
 Termination Interface: Style Surface Mount

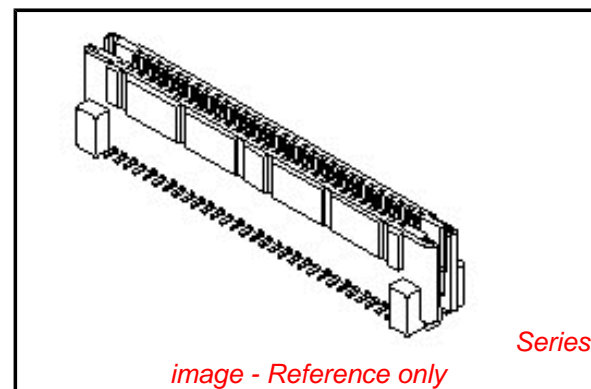
Electrical

Current - Maximum per Contact 0.5A
 Voltage - Maximum 100V

Material Info

Reference - Drawing Numbers

Product Specification PS-52584-003, RPS-52584-010
 Sales Drawing SD-52602-001, SD-52602-002



EU RoHS

**ELV and RoHS
 Compliant**
**REACH SVHC
 Contains SVHC: No**
**Halogen-Free
 Status
 Not Reviewed**

China RoHS



**Need more information on product
 environmental compliance?**

Email productcompliance@molex.com
 For a multiple part number RoHS Certificate of
 Compliance, [click here](#)

Please visit the [Contact Us](#) section for any
 non-product compliance questions.

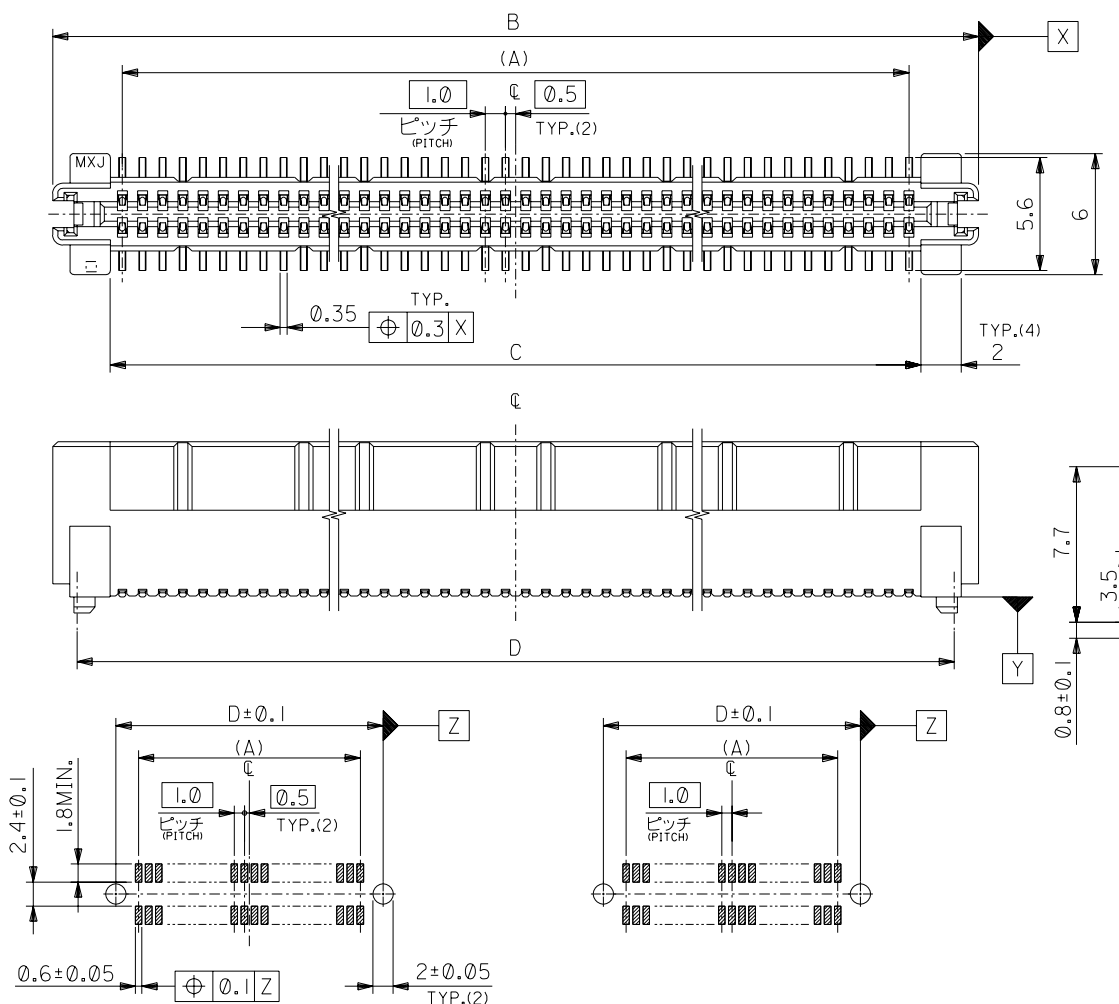
Search Parts in this Series

[52602Series](#)

Mates With

[53408](#)

DWG. NO. SD-52602-001



推奨基板寸法 (24, 60, 120, 140極)
RECOMMENDED PCB PATTERN LAYOUT (24,60,120,140 CKTS.)

推奨基板寸法 (50極)
RECOMMENDED PCB PATTERN LAYOUT (50 CKTS.)

- 注) NOTES
- 材質 MATERIAL
ハウジング: ガラス入りLCP、白色、UL94V-0
HOUSING: G.F.LCP, WHITE, UL94V-0
ターミナル: 燐青銅 (t=0.2)
TERMINAL: PHOSPHOR BRONZE
 - メッキ仕様 PLATING
接点部: 金メッキ 0.25 μm以上
CONTACT AREA: GOLD 0.25 μm MIN.
半田付け部: 錫メッキ 1.0 μm以上
SOLDER TAIL AREA: TIN 1.0 μm MIN.
下地メッキ: ニッケルメッキ 2.0 μm以上
UNDER-PLATING: NICKEL 2.0 μm MIN.
 - 推奨基板厚 RECOMMENDED PCB THICKNESS
1.0±0.1mm MIN.
 - テールのバラツキ寸法 TAIL COPLANARITY
テールは、Y面を基準とし、上へ0.02下へ0.15の範囲にのみ、且つテール平坦度は0.15とする。
TAILS TO BE WITHIN 0.02 UPWARD AND 0.15 DOWNWARD FROM Y-DATUM PLANE, AND TAIL COPLANARITY TO BE 0.15.
 - ロックは、24, 50極に設置する。
LOCK TO BE ADDED TO 24 AND 50 CKTS.
 - 梱包 PACKAGING
本製品はスティック梱包とし梱包後の MATERIAL NO. は 52602-***79とする。
THIS PRODUCT IS TO BE PACKED IN TUBE. MATERIAL NO. 52602-***79
 - 同一基板内に複数個 (2ヶ以上) の使用は避けてください。
MXJ DOSE NOT RECOMMEND THE USAGE OF TWO OR MORE OF THESE CONNECTORS BETWEEN A SINGLE PAIR OF P.C.B.OARD.
 - 本製品は、52602-***0の鉛フリー品である。
THIS PRODUCT IS LEAD FREE OF 52602-***0.

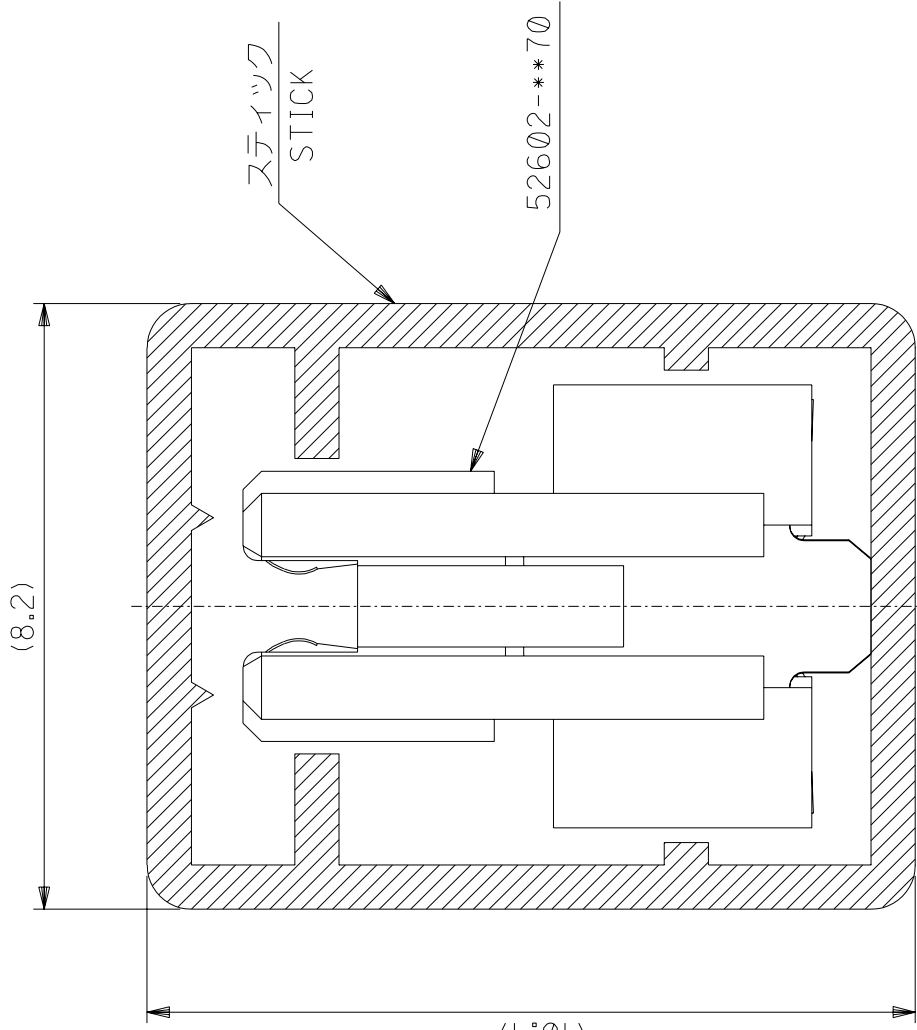
| | | | | | |
|------|------|------|-----|--------------|-----------------------|
| 73.5 | 70.2 | 75.9 | 69 | 52602-1470 | 140 |
| 63.5 | 60.2 | 65.9 | 59 | 52602-1270 | 120 |
| 33.5 | 30.2 | 35.9 | 29 | 52602-0670 | 60 |
| 28.5 | 25.2 | 30.9 | 24 | 52602-0570 | 50 |
| 15.5 | 12.2 | 17.9 | 11 | 52602-2470 | 24 |
| D | C | B | (A) | MATERIAL NO. | 極数 NO. OF CIRCUITS |

DO NOT SCALE DRAWING

| | | | | | | | | | | | | | | | | | | | | | |
|------------------------------|--|------------------------------|--|------------------------------|--|------------------------------|--|------------------------------|--|---|--|--------------------------|--|---|--|--|--|--|--|--------------------------|--|
| EC NO. DRAWN: CH'K: APPR: | | EC NO. DRAWN: CH'K: APPR: | | EC NO. DRAWN: CH'K: APPR: | | EC NO. DRAWN: CH'K: APPR: | | EC NO. DRAWN: CH'K: APPR: | | RELEASED '04/03/10 EC NO. J2004-2974 DRWN: Y.SAKIYAMA CH'K: M.SASAO APPR: M.SASAO | | MATERIAL 材料 SEE NOTES | | GENERAL TOLERANCES: (UNLESS SPECIFIED) 一般公差 | | SCALE 1:1 DESIGN UNITS mm INCH | | MODEL NO. 52602-***70 | | DIMENSIONS: SHT REV | |
| | | | | | | | | | | | | FINISH 仕上げ SEE NOTES | | 10 UNDER 未満 ±0.2 | | DRAWN BY & DATE Y. Sakayama '04/03/10 | | TITLE: 1.0 B/B S/T REC. HS'G ASS'Y -LEAD FREE- | | | |
| | | | | | | | | | | | | WIRE RANGE 適用電線範囲 // | | 10 OVER 30 UNDER 未満 ±0.25 | | CHECKED BY & DATE H. Saito '04/03/10 | | MOLEX MOLEX INCORPORATED | | | |
| | | | | | | | | | | | | INS. RANGE 被覆外径 // | | 30 OVER 以上 ±0.3 | | APPROVED BY & DATE H. Saito '04/03/10 | | MATERIAL NO. SEE CHART | | DRAWING NO. SD-52602-001 | |
| | | | | | | | | | | | | ANGLE 角度 ±3° | | CAD FILENAME SD-52602-001.S01 | | THIS DRAWING CONTAINS INFORMATION THAT IS PROPRIETARY TO MOLEX INCORPORATED AND SHOULD NOT BE USED WITHOUT WRITTEN PERMISSION. | | SHEET NO. 1 OF 1 | | SIZE B | |

F E D C B A

DWG. NO.
SD-52602-002



注記
NOTES

1. スティック両端はキャップ止め。
BOTH ENDS WITH CAPS.
2. 全 長: 600±2
TOTAL LENGTH
3. 肉 厚: 0.6±0.2
THICKNESS
4. 本製品は、52602-***9 の鉛フリー品である。
THIS PRODUCT IS LEAD FREE OF 52602-***9.

DIMENSIONS IN METRIC DO NOT SCALE DRAWING

| | | |
|----------------------------|-------------|-------|
| 角度 | ANGLE | ±3° |
| 30 以上 OVER | | ±0.3 |
| 10 以上 OVER | 未満 UNDER | ±0.25 |
| 10 未満 UNDER | | ±0.2 |
| 一般公差 GENERAL TOLERANCES | | |

| | | |
|-----------------|--------------|-----------------------|
| 7 | 52602-1479 | 140 |
| 8 | 52602-1279 | 120 |
| 15 | 52602-0679 | 60 |
| 18 | 52602-0579 | 50 |
| 31 | 52602-2479 | 24 |
| 梱包数 QUANTITY | MATERIAL NO. | 種数 NO. OF CIRCUITS |

| | | | | |
|----------------------|--------------------------------|--------------|-------------------------------------|--|
| 52602-***79 | | MODEL NO. | MOLEX-JAPAN CO.,LTD. 日本モレックス株式会社 | |
| 材料 MATERIAL | スティック: ポリ塩化ビニル STICK: P.V.C | | | |
| 仕上げ FINISH | —#— | | | |
| 適用電線範囲 WIRE RANGE | —#— | | | |
| 被覆外径 INS. RANGE | —#— | | | |
| DRAWN BY '04/03/10 | CHK'D BY '04/03/10 | 尺 度 | | |
| G. Takayama | M. Sasaku | SCALE 10 - 1 | | |
| DR. '04/3/10 | DATE | 尺 度 | | |
| DR. '04/3/10 | DATE | SCALE 10 - 1 | | |
| 新規作成 RELEASED | 変更内容 REVISION RECORD | REV | | |
| 1.5 | | SD-52602-002 | | |
| 0 | | 0 | | |

THIS DRAWING CONTAINS INFORMATION THAT IS PROPRIETARY TO MOLEX(JAPAN) AND SHOULD NOT BE USED WITHOUT WRITTEN PERMISSION

本図面は日本モレックス(株)の所有する情報を含むもので、当社の許可なく複製を禁止する。

ENのICの321MX 1-33

SD-52602-002.501