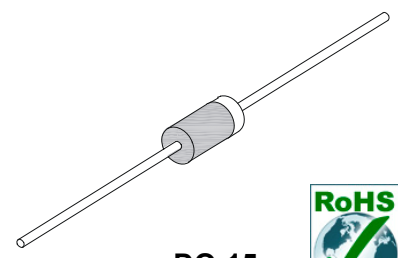


2.0A Glass Passivated Rectifier

Features

- Low Forward Voltage Drop
- High Current Capability
- High Surge Current Capability
- High Reliability
- High Temperature Soldering Guaranteed 260°C/10 seconds
/.375" (9.5mm) lead length, 5lbs (2.3kg) tension
- RoHS compliant



DO-15



Mechanical Data

Case:	Molded Plastic
Epoxy:	Meets UL 94V-0 flammability rating
Terminals:	Axial leads, solderable per MIL-STD-202, Method 208
Polarity:	Cathode indicated by color band
Weight:	0.014 Ounce, 0.4 gram

Maximum Ratings ($T_{Ambient}=25^{\circ}C$ unless noted otherwise)

Symbol	Description	T2A05G	T2A10G	T2A20G	T2A40G	T2A60G	T2A80G	T2A100G	Unit
VRRM	Maximum Repetitive Peak Reverse Voltage	50	100	200	400	600	800	1000	V
VRMS	Maximum RMS Voltage	35	70	140	280	420	560	700	V
VDC	Maximum DC Blocking Voltage	50	100	200	400	600	800	1000	V
IO(AV)	Maximum Average Forward Rectified Current @Ta=60° C	2.0							A
IFSM	Peak Forward Surge Current (Note1)	70							A
TJ	Operating Junction Temperature Range	-55 to +150							° C
TSTG	Storage Temperature Range	-55 to +175							° C

2.0A Glass Passivated Rectifier

T2A05G - T2A100G

Electrical Characteristics ($T_{Ambient}=25^{\circ}C$ unless noted otherwise)

Symbol	Description	T2A05G	T2A10G	T2A20G	T2A40G	T2A60G	T2A80G	T2A100G	Unit
V_F	Maximum Forward Voltage @ $I_F=2.0A$	1.1							V
I_R	Maximum DC Reverse Current at Rated DC Blocking Voltage	$T_A=25^{\circ}C$			5.0				μA
		$T_A=100^{\circ}C$			50				μA
C_J	Typical Junction Capacitance (Note2)	30							pf
$R_{\theta-JA}$	Maximum Thermal Resistance (Note3)	25							$^{\circ}C/W$

- Note:**
1. 8.3ms single half sine-wave superimposed on rated load (JEDEC method)
 2. Measured at 1MHz and applied reverse voltage of 4.0Volts D.C.
 3. Thermal resistance from junction to ambient at .375" (9.5mm) lead length.

Typical Characteristics Curves

Fig.1- Forward Current Derating Curve

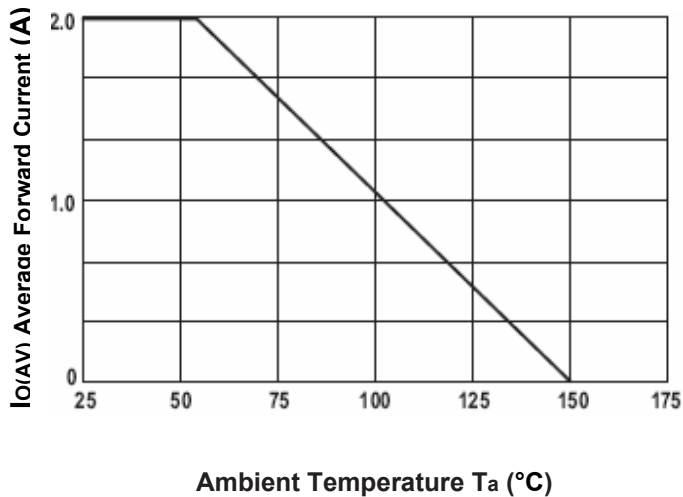
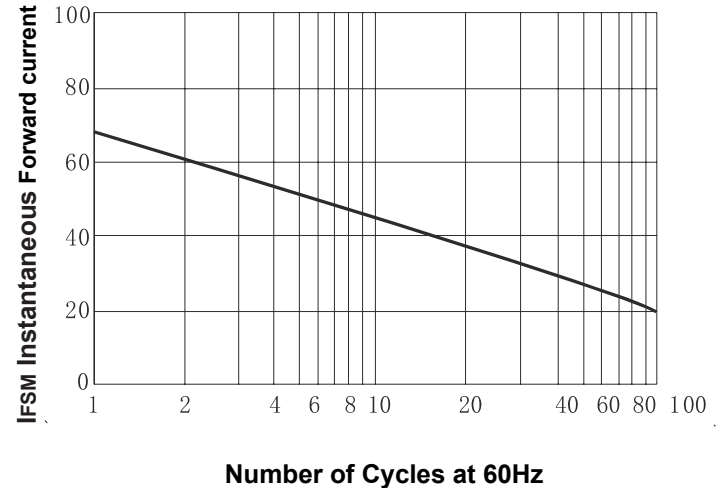


Fig.2-Max. Non-Repetitive Forward Surge Current



2.0A Glass Passivated Rectifier

T2A05G - T2A100G

Fig.3-Typical Instantaneous Forward Characteristics

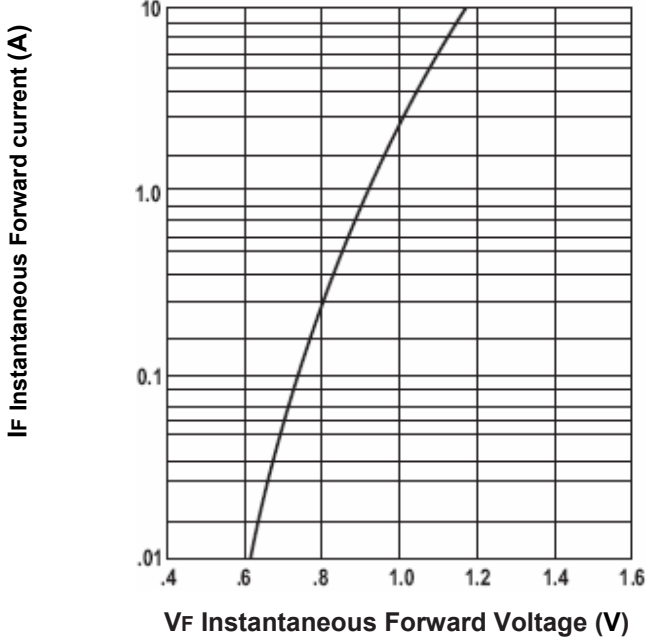


Fig.4- Typical Reverse Characteristics

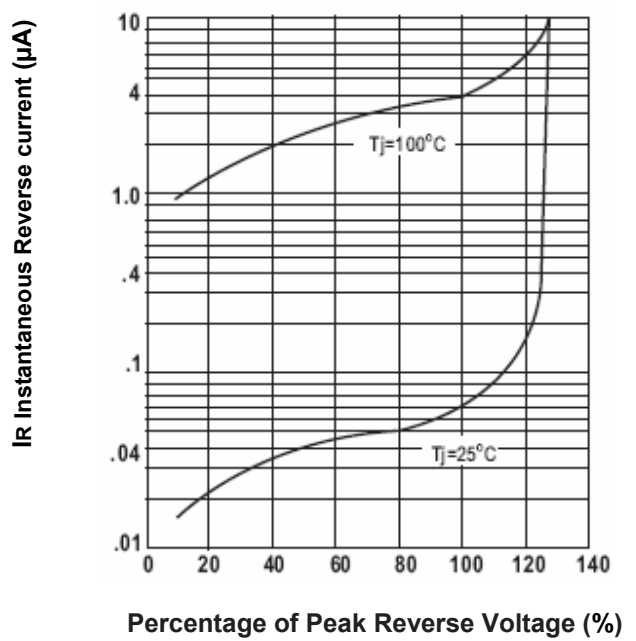
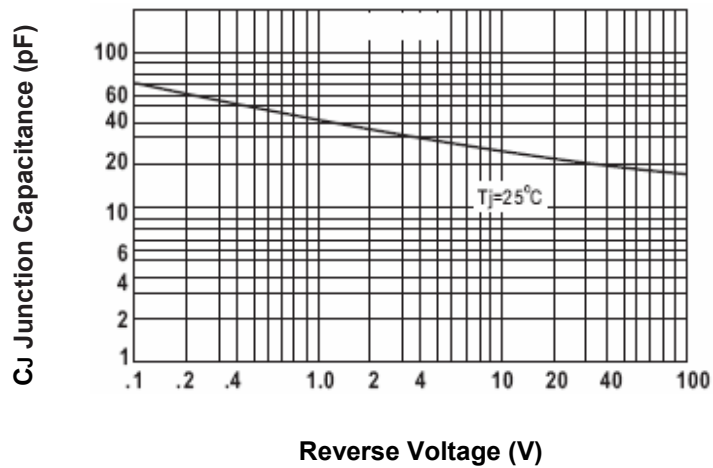


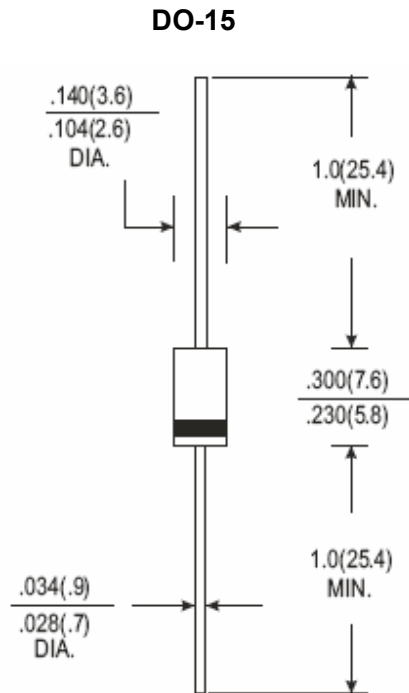
Fig.5-Typical junction capacitance



2.0A Glass Passivated Rectifier

T2A05G - T2A100G

Dimensions in inches (mm)



2.0A Glass Passivated Rectifier

T2A05G - T2A100G

How to contact us:

US HEADQUARTERS

28040 WEST HARRISON PARKWAY, VALENCIA, CA 91355-4162

Tel: (800) TAITRON (800) 824-8766 (661) 257-6060

Fax: (800) TAITFAX (800) 824-8329 (661) 257-6415

Email: taitron@taitroncomponents.com

Http://www.taitroncomponents.com

TAITRON COMPONENTS MEXICO, S.A .DE C.V.

BOULEVARD CENTRAL 5000 INTERIOR 5 PARQUE INDUSTRIAL ATITALAQUIA, HIDALGO C.P.

42970 MEXICO

Tel: +52-55-5560-1519

Fax: +52-55-5560-2190

TAITRON COMPONETS INCORPORATED E REPRESENTAÇÕES DO BRASIL LTDA

RUA DOMINGOS DE MORAIS, 2777, 2.ANDAR, SALA 24 SAÚDE - SÃO PAULO-SP 04035-001 BRAZIL

Tel: +55-11-5574-7949

Fax: +55-11-5572-0052

TAITRON COMPONETS INCORPORATED, SHANGHAI REPRESENTATIVE OFFICE

CROSS REGION PLAZA, 899 LINGLING ROAD, SUITE 18C, SHANGHAI, 200030, CHINA

Tel: +86-21-5424-9942

Fax: +86-21-5424-9931