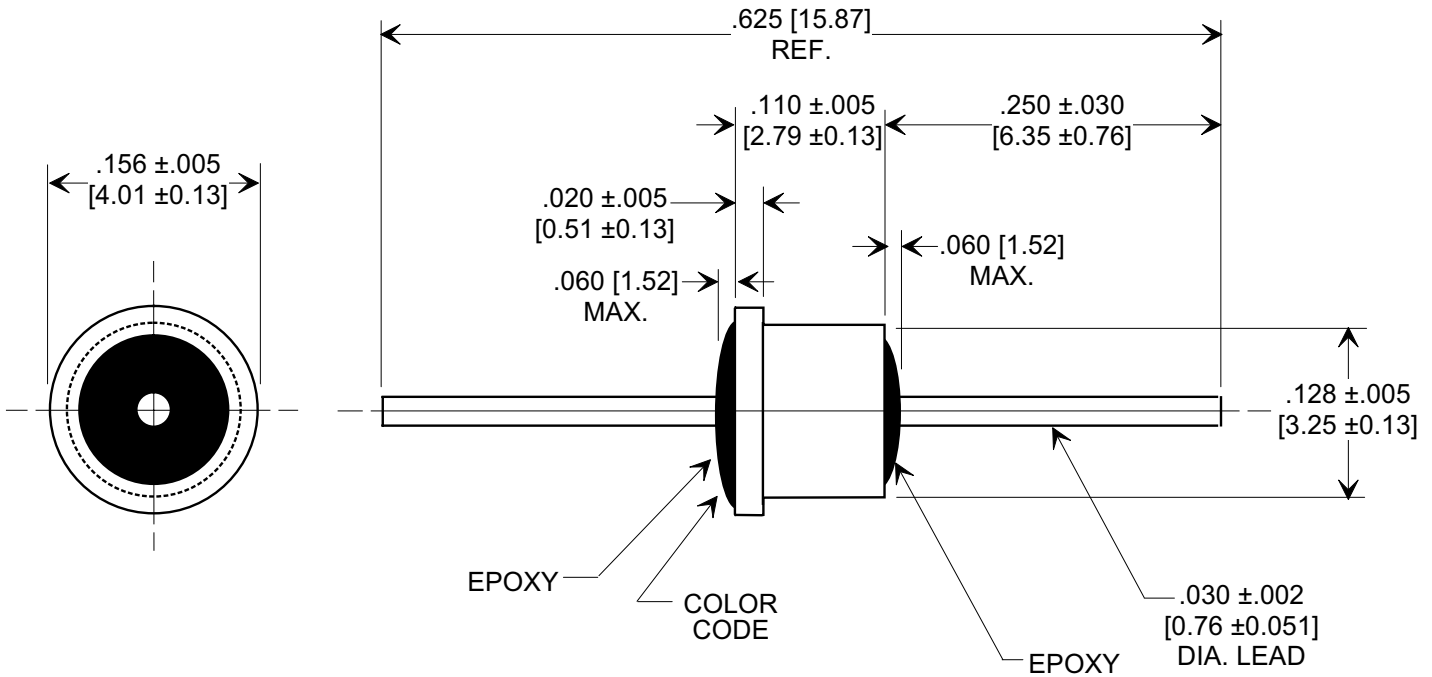
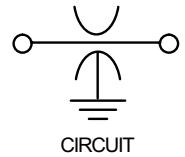
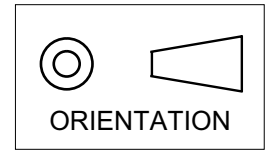


MARKETING SALES DRAWING
DIMENSIONS IN INCHES - DO NOT SCALE THIS DRAWING
DIMENSIONS IN METRIC - []

Electrical Testing
per Tusonix standard
test plans and Mil-Std-202
Test Methods.



NOTES:

1. Operating temperature range -55° C to +125° C.
2. Gold plated case / Gold plated lead.
3. Epoxy sealed.
4. Max. recommended soldering temperature: 260° C.
See installation recommendations.
5. Recommended mounting hole: .135 [3.43] dia.
6. Solder preform available for mounting.
7. Tusonix Standard part number: 4302-002.
Tusonix RoHS compliant part number: 4302-002 LF.
Customer must specify Standard or RoHS part number when ordering.
8. RoHS compliant part marked with additional dark green dot for identification.

Cx (pF)	TOL.	DC WORKING VOLTAGE		DC CURRENT (AMPS)	DWV (VDC)	I.R. MIN. @ 100 (VDC.)	MIN. NO LOAD INSERTION LOSS (dB) @ 25° C PER MIL-STD-220					COLOR CODE
		85°C	125°C				1 MHz	10 MHz	100 MHz	1GHz	10 GHz	
1200	GMV	300	200	10	500	10 G	---	5	20	35	45	WHITE

REVISION RECORD Original Release C.O. 20030819-3-03 ADDED NOTES 7 & 8. S.M. 05-31-05 20050513-4-11	0	--TOLERANCES-- Unless Otherwise Specified DECIMAL ± ANGLES ±	Title			
	1		SOLDER MOUNT EMI FILTER			
	Drawn		S.M. 08-19-03	Scale	7 X	
	Approved		T.C. 08-19-03			
		TUSONIX TUCSON, ARIZONA	A	4302-002		

X-2015 Rev-0