


## KSD1616/1616A

### Audio Frequency Power Amplifier & Medium Speed Switching

- Complement to KSB1116/1116A



### NPN Epitaxial Silicon Transistor

#### Absolute Maximum Ratings $T_a=25^\circ\text{C}$ unless otherwise noted

Symbol	Parameter	Rated	Units
$V_{CBO}$	Collector-Base Voltage	: KSD1616	60
		: KSD1616A	120
$V_{CEO}$	Collector-Emitter Voltage	: KSD1616	50
		: KSD1616A	60
$V_{EBO}$	Emitter-Base Voltage	6	V
$I_C$	Collector Current (DC)	1	A
$I_{CP}$	* Collector Current (Pulse)	2	A
$P_C$	Collector Power Dissipation	0.75	W
$T_J$	Junction Temperature	150	$^\circ\text{C}$
$T_{STG}$	Storage Temperature	-55 ~ 150	$^\circ\text{C}$

\*  $PW \leq 10\text{ms}$ , Duty Cycle < 50%

#### Electrical Characteristics $T_a=25^\circ\text{C}$ unless otherwise noted

Symbol	Parameter	Test Condition	Min.	Typ.	Max.	Units
$I_{CBO}$	Collector Cut-off Current	$V_{CB}=60\text{V}, I_E=0$			100	nA
$I_{EBO}$	Emitter Cut-off Current	$V_{EB}=6\text{V}, I_C=0$			100	nA
$h_{FE1}$	DC Current Gain : KSD1616 : KSD1616A	$V_{CE}=2\text{V}, I_C=100\text{mA}$	135		600	
			135		400	
$h_{FE2}$		$V_{CE}=2\text{V}, I_C=1\text{A}$	81			
$V_{BE(on)}$	* Base-Emitter On Voltage	$V_{CE}=2\text{V}, I_C=50\text{mA}$	600	640	700	mV
$V_{CE(sat)}$	* Collector-Emitter Saturation Voltage	$I_C=1\text{A}, I_B=50\text{mA}$		0.15	0.3	V
$V_{BE(sat)}$	* Base-Emitter Saturation Voltage	$I_C=1\text{A}, I_B=50\text{mA}$		0.9	1.2	V
$C_{ob}$	Output Capacitance	$V_{CE}=10\text{V}, I_E=0, f=1\text{MHz}$		19		pF
$f_T$	Current Gain Bandwidth Product	$V_{CE}=2\text{V}, I_C=100\text{mA}$	100	160		MHz
$t_{ON}$	Turn On Time	$V_{CC}=10\text{V}, I_C=100\text{mA}$ $I_{B1} = -I_{B2} = 10\text{mA}$ $V_{BE(off)} = -2 \sim -3\text{V}$		0.07		$\mu\text{s}$
$t_{STG}$	Storage Time			0.95		$\mu\text{s}$
$t_F$	Fall Time			0.07		$\mu\text{s}$

\* Pulse Test:  $PW < 350\mu\text{s}$ , Duty Cycle  $\leq 2\%$  Pulsed

### $h_{FE1}$ Classification

Classification	Y	G	L
$h_{FE1}$	135 ~ 270	200 ~ 400	300 ~ 600

# Typical Characteristics

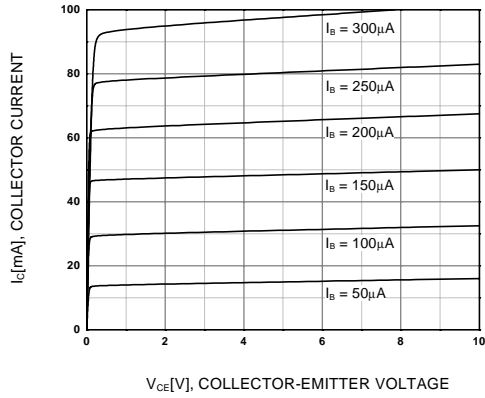


Figure 1. Static Characteristic

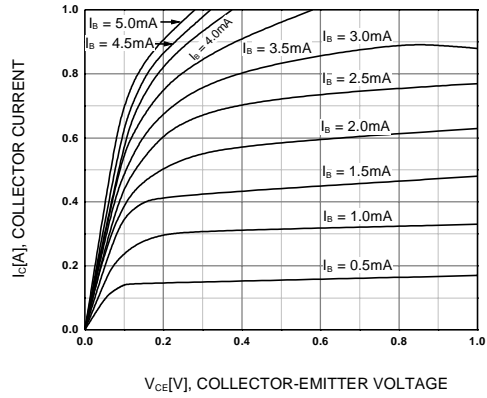


Figure 2. Static Characteristic

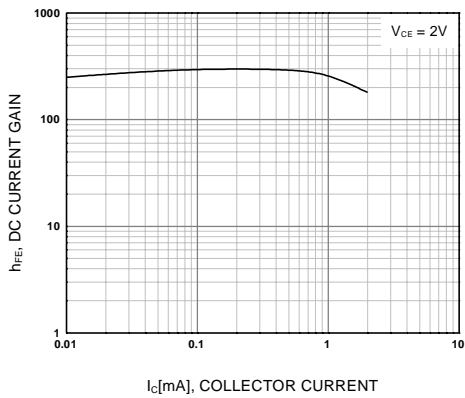


Figure 3. DC current Gain

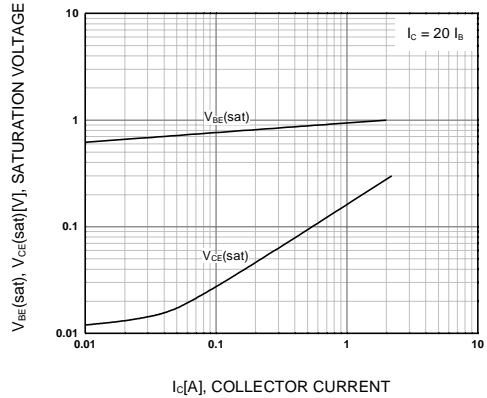


Figure 4. Base-Emitter Saturation Voltage  
Collector-Emitter Saturation Voltage

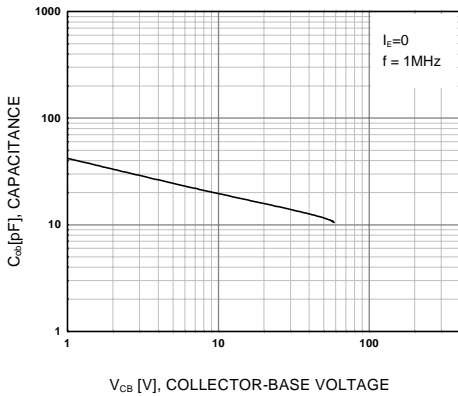


Figure 5. Collector Output Capacitance

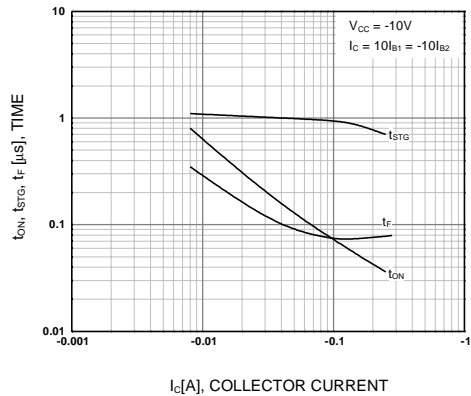


Figure 6. Switching Time

Typical Characteristics (Continued)

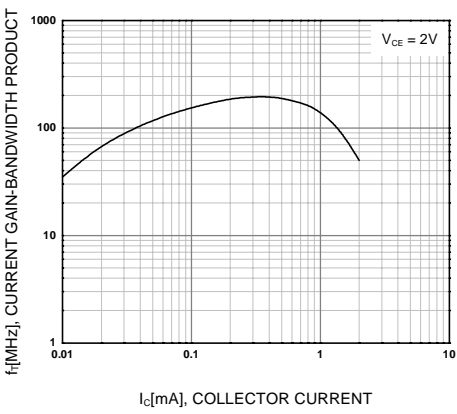


Figure 7. Current Gain Bandwidth Product

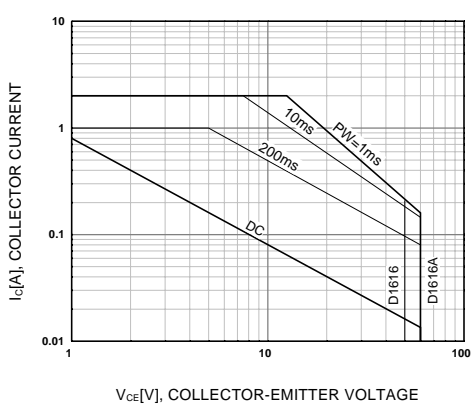


Figure 8. Safe Operating Area

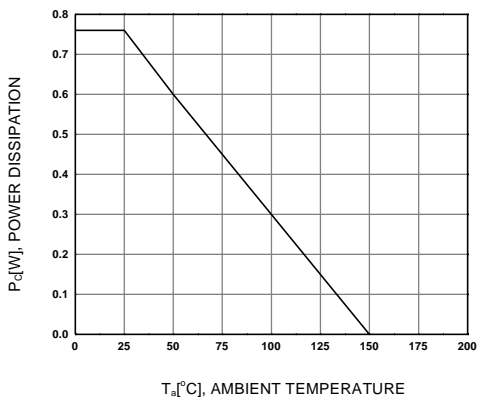
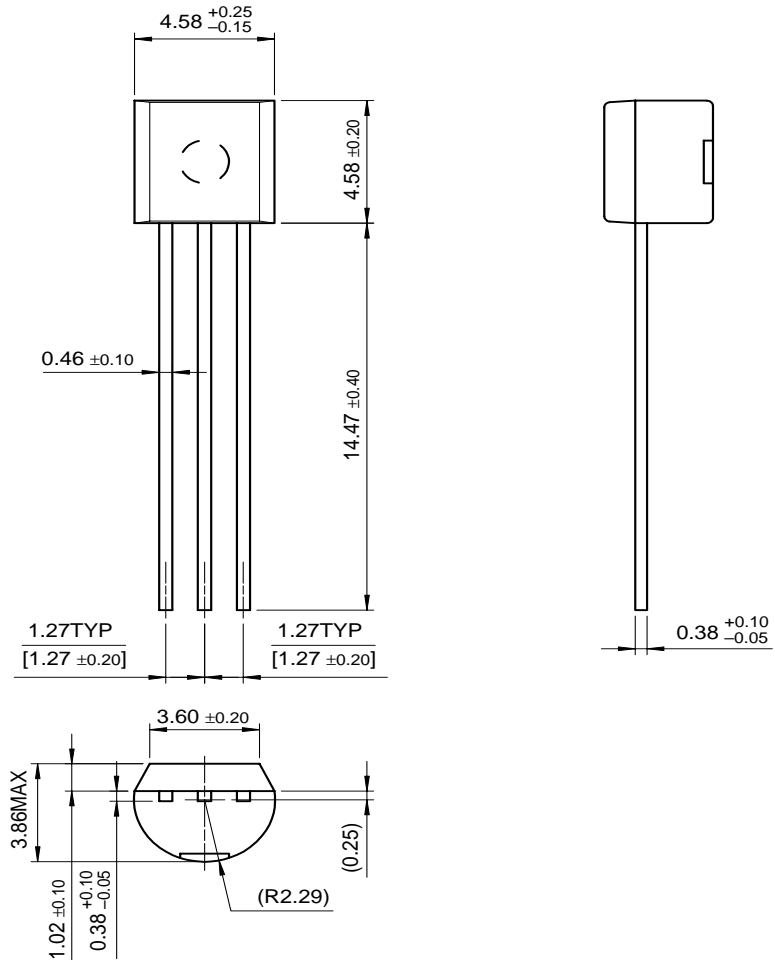


Figure 9. Power Derating

# Package Dimensions

## TO-92

KSD1616/1616A



Dimensions in Millimeters

## TRADEMARKS

The following are registered and unregistered trademarks Fairchild Semiconductor owns or is authorized to use and is not intended to be an exhaustive list of all such trademarks.

ACEx™	FAST®	OPTOPLANAR™	STAR*POWER™
Bottomless™	FASTr™	PACMAN™	Stealth™
CoolFET™	FRFET™	POP™	SuperSOT™-3
CROSSVOLT™	GlobalOptoisolator™	Power247™	SuperSOT™-6
DenseTrench™	GTO™	PowerTrench®	SuperSOT™-8
DOME™	HiSeC™	QFET™	SyncFET™
EcoSPARK™	ISOPLANAR™	QS™	TruTranslation™
E <sup>2</sup> CMOS™	LittleFET™	QT Optoelectronics™	TinyLogic™
EnSigna™	MicroFET™	Quiet Series™	UHC™
FACT™	MICROWIRE™	SLIENT SWITCHER®	UltraFET®
FACT Quiet Series™	OPTOLOGIC™	SMART START™	VCX™

STAR\*POWER is used under license

## DISCLAIMER

FAIRCHILD SEMICONDUCTOR RESERVES THE RIGHT TO MAKE CHANGES WITHOUT FURTHER NOTICE TO ANY PRODUCTS HEREIN TO IMPROVE RELIABILITY, FUNCTION OR DESIGN. FAIRCHILD DOES NOT ASSUME ANY LIABILITY ARISING OUT OF THE APPLICATION OR USE OF ANY PRODUCT OR CIRCUIT DESCRIBED HEREIN; NEITHER DOES IT CONVEY ANY LICENSE UNDER ITS PATENT RIGHTS, NOR THE RIGHTS OF OTHERS.

## LIFE SUPPORT POLICY

FAIRCHILD'S PRODUCTS ARE NOT AUTHORIZED FOR USE AS CRITICAL COMPONENTS IN LIFE SUPPORT DEVICES OR SYSTEMS WITHOUT THE EXPRESS WRITTEN APPROVAL OF FAIRCHILD SEMICONDUCTOR CORPORATION.

As used herein:

- Life support devices or systems are devices or systems which, (a) are intended for surgical implant into the body, or (b) support or sustain life, or (c) whose failure to perform when properly used in accordance with instructions for use provided in the labeling, can be reasonably expected to result in significant injury to the user.
- A critical component is any component of a life support device or system whose failure to perform can be reasonably expected to cause the failure of the life support device or system, or to affect its safety or effectiveness.

## PRODUCT STATUS DEFINITIONS

### Definition of Terms

Datasheet Identification	Product Status	Definition
Advance Information	Formative or In Design	This datasheet contains the design specifications for product development. Specifications may change in any manner without notice.
Preliminary	First Production	This datasheet contains preliminary data, and supplementary data will be published at a later date. Fairchild Semiconductor reserves the right to make changes at any time without notice in order to improve design.
No Identification Needed	Full Production	This datasheet contains final specifications. Fairchild Semiconductor reserves the right to make changes at any time without notice in order to improve design.
Obsolete	Not In Production	This datasheet contains specifications on a product that has been discontinued by Fairchild semiconductor. The datasheet is printed for reference information only.

Fairchild Semiconductor

SEARCH | [Parametric](#) | [Cross Reference](#)

space

Product Folders and

Applies

find products

[Home](#) >> [Find products](#) >>

[Products groups](#)

[Analog and Mixed](#)

[Signal](#)

[Discrete](#)

[Interface](#)

[Logic](#)

[Microcontrollers](#)

[Non-Volatile](#)

[Memory](#)

[Optoelectronics](#)

[Markets and](#)

[applications](#)

[New products](#)

[Product selection and](#)

[parametric search](#)

[Cross-reference](#)

[search](#)

KSD1616A  
NPN Epitaxial Silicon Transistor

Contents

[Features](#) | [Applications](#) | [Product status/pricing/packaging](#)

Features

- Complement to KSB116/1116A

[back to top](#)

Applications

**Audio Frequency Power Amplifier  
& Medium Speed Switching**

[back to top](#)

Product status/pricing/packaging

Related Links

[Request samples](#)

[How to order products](#)

[Product Change Notices \(PCNs\)](#)

[Support](#)

[Distributor and field sales representatives](#)

[Quality and reliability](#)

[Design tools](#)

Datasheet

[Download this datasheet](#)

PDF

[e-mail this datasheet](#)

[E-]

This page

[Print version](#)

technical information

buy products

technical support

my Fairchild

company

Product	Product status	Pricing*	Package type	Leads	Packing method
KSD1616AGBU	Full Production	\$0.073	<a href="#">TO-92</a>	3	BULK
KSD1616AYTA	Full Production	\$0.073	<a href="#">TO-92</a>	3	TAPE REEL
KSD1616ALBU	Full Production	\$0.073	<a href="#">TO-92</a>	3	BULK
KSD1616AGTA	Full Production	\$0.073	<a href="#">TO-92</a>	3	TAPE REEL
KSD1616AYBU	Full Production	\$0.073	<a href="#">TO-92</a>	3	BULK
KSD1616ALTA	Full Production	\$0.073	<a href="#">TO-92</a>	3	TAPE REEL

\* 1,000 piece Budgetary Pricing

[back to top](#)

[Home](#) | [Find products](#) | [Technical information](#) | [Buy products](#) |  
[Support](#) | [Company](#) | [Contact us](#) | [Site index](#) | [Privacy policy](#)

---

[© Copyright 2002 Fairchild Semiconductor](#)

---