

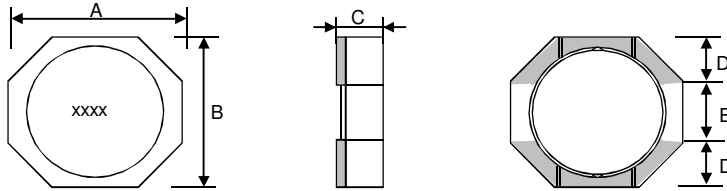
# Spezifikation für Freigabe / specification for release

Kunde / customer :  
 Artikelnummer / part number : **744029001**  
 Bezeichnung : **SPEICHERDROSSEL WE-TPC**  
 description : **POWER-CHOKE WE-TPC**



DATUM / DATE : 2010-10-01

## A Mechanische Abmessungen / dimensions:

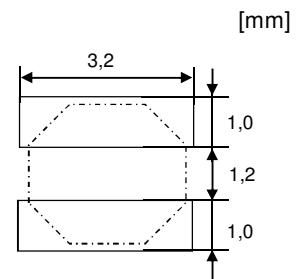


size	2813	
A	<b>2,8 ± 0,2</b>	mm
B	<b>2,8 ± 0,2</b>	mm
C	<b>1,35 ± 0,15</b>	mm
D	<b>0,9 typ.</b>	mm
E	<b>0,9 typ.</b>	mm

## B Elektrische Eigenschaften / electrical properties:

## C Lötspad / soldering spec.:

Eigenschaften / properties	Testbedingungen / test conditions		Wert / value	Einheit / unit	tol.
Induktivität / inductance	<b>100 kHz / 10mA</b>	L	1,0	μH	<b>±30%</b>
DC-Widerstand / DC-resistance	<b>@ 20°C</b>	R <sub>DC typ.</sub>	45	mΩ	<b>typ.</b>
DC-Widerstand / DC-resistance	<b>@ 20°C</b>	R <sub>DC max.</sub>	55	mΩ	<b>max.</b>
Nennstrom / rated Current	<b>ΔT = 40 K</b>	I <sub>N</sub>	2,2	A	<b>typ.</b>
Sättigungsstrom / saturation current	<b>ΔL/L &lt; 35%</b>	I <sub>sat</sub>	1,6	A	<b>typ.</b>
Eigenres.-frequenz / self-res.-frequency		SRF	150	MHz	<b>typ.</b>



## D Prüfgeräte / test equipment:

## E Testbedingungen / test conditions:

**WAYNE KERR 3260B** für/for L<sub>0</sub>; I<sub>SAT</sub>  
**HP 34401 A & Fluke 54II** für/for I<sub>DC</sub>;  
**Metra HIT 271** für/for R<sub>DC</sub>

Luftfeuchtigkeit / humidity: 33%  
 Umgebungstemperatur / temperature: +20°C

## F Werkstoffe & Zulassungen / material & approvals:

## G Eigenschaften / general specifications:

Basismaterial / base material: Ferrit/ ferrite  
 Draht / wire: Class H /180°C  
 Endoberfläche / finishing electrode: Ag/Ni/Sn

Betriebstemp. / operating temperature: -40°C - + 125°C  
 Umgebungstemp. / ambient temperature: -40°C - + 85°C  
 It is recommended that the temperature of the part does not exceed 125°C under worst case operating conditions.

Freigabe erteilt / general release:	<b>Kunde / customer</b>		
Datum / date	Unterschrift / signature		
Geprüft / checked	<b>Würth Elektronik</b>		
	ME	Version 3	10-10-01
	ME	Version 2	08-04-01
	ME	Version 1	07-07-01
	Name	Änderung / modification	Datum / date

### Würth Elektronik eiSos GmbH & Co. KG

D-74638 Waldenburg · Max-Eyth-Strasse 1 · Germany · Telefon (+49) (0) 7942 - 945 - 0 · Telefax (+49) (0) 7942 - 945 - 400  
<http://www.we-online.de>

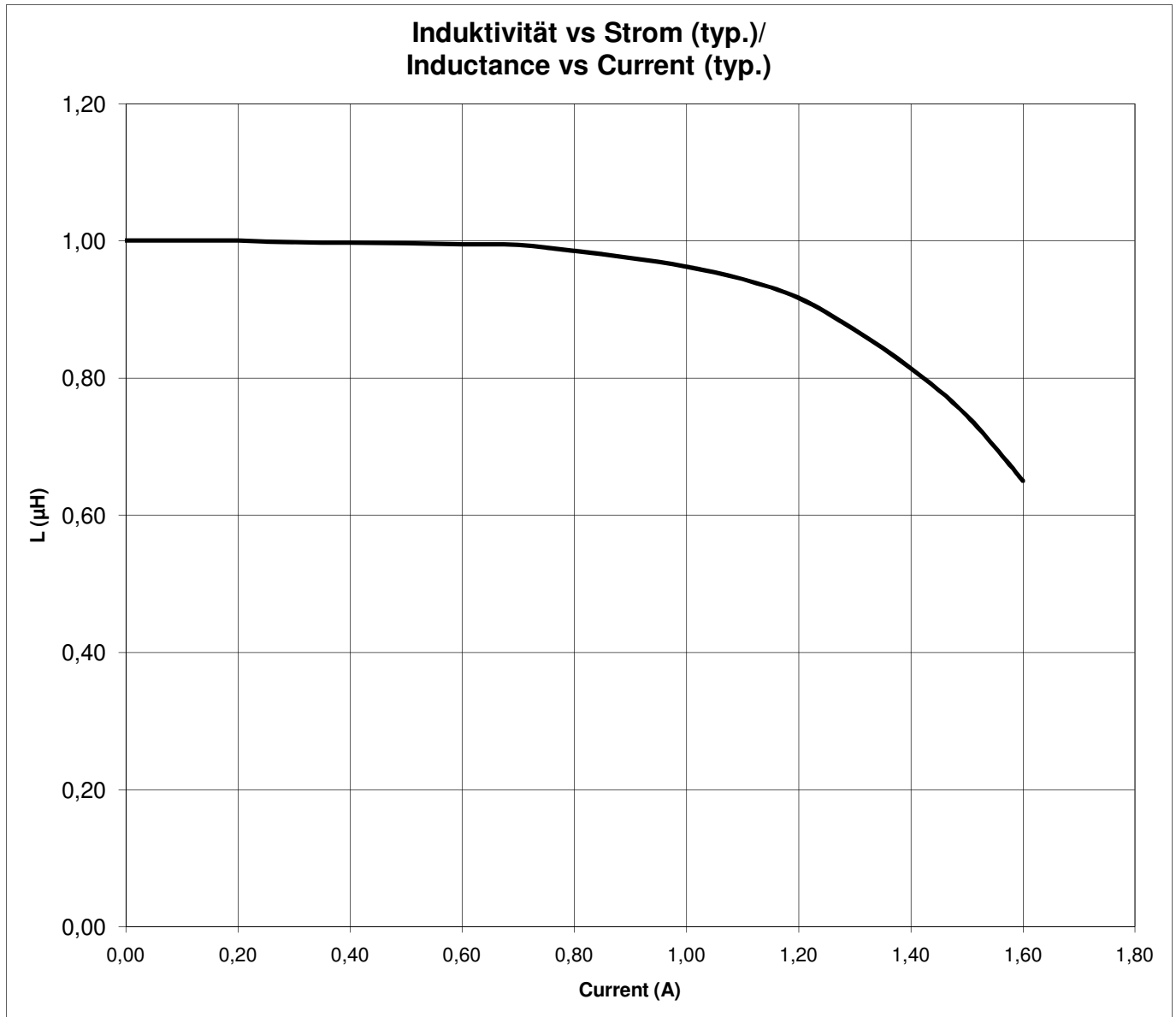
# Spezifikation für Freigabe / specification for release

Kunde / customer :  
 Artikelnummer / part number : **744029001**  
 Bezeichnung : **SPEICHERDROSSEL WE-TPC**  
 description : **POWER-CHOKE WE-TPC**



DATUM / DATE : 2010-10-01

## H Induktivitätskurve / Inductance curve:



Freigabe erteilt / general release:	<b>Kunde / customer</b>			
.....	.....			
Datum / date	Unterschrift / signature			
	<b>Würth Elektronik</b>	ME	Version 3	10-10-01
		ME	Version 2	08-04-01
.....	.....	ME	Version 1	07-07-01
Geprüft / checked	Kontrolliert / approved	Name	<b>Änderung / modification</b>	Datum / date

**Würth Elektronik eiSos GmbH & Co. KG**

D-74638 Waldenburg · Max-Eyth-Strasse 1 · Germany · Telefon (+49) (0) 7942 - 945 - 0 · Telefax (+49) (0) 7942 - 945 - 400  
<http://www.we-online.de>

# Spezifikation für Freigabe / specification for release

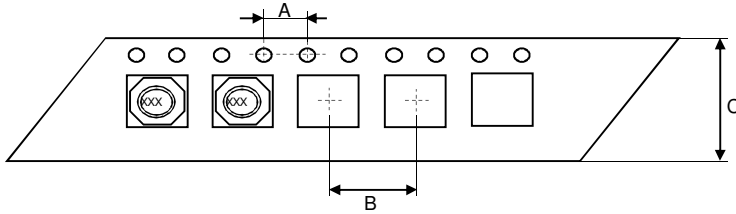
Kunde / customer :  
 Artikelnummer / part number : **744029001**  
 Bezeichnung : **SPEICHERDROSSEL WE-TPC**  
 description : **POWER-CHOKE WE-TPC**



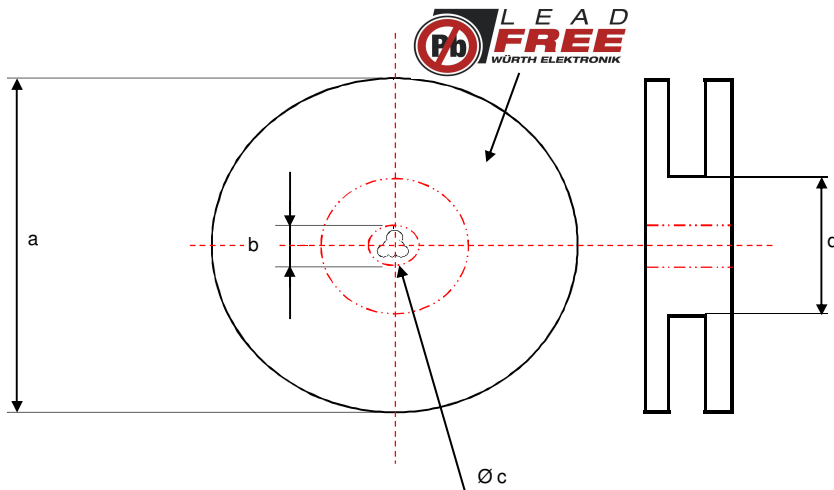
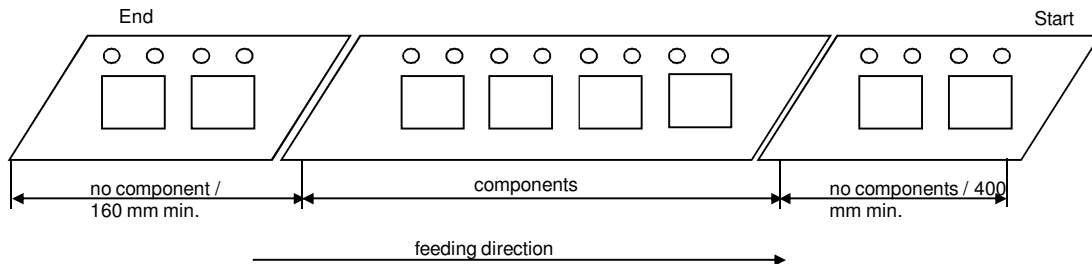
DATUM / DATE : 2010-10-01

**I Rollenspezifikation / tape and reel specification:**

Gurtspezifikation / Tape specification:



A	<b>4,00 ± 0,1</b>	mm
B	<b>8,00 ± 0,1</b>	mm
C	<b>12,0 ± 0,2</b>	mm



**Rollenspezifikation / Reel specification:**

a	<b>178,0 ± 2,0</b>	mm
b	<b>21,00 ± 0,8</b>	mm
c	<b>13,00 ± 0,5</b>	mm
d	<b>50,00 ± 1,0</b>	mm

Freigabe erteilt / general release:	<b>Kunde / customer</b>			
Datum / date	Unterschrift / signature			
	<b>Würth Elektronik</b>	ME	Version 3	10-10-01
		ME	Version 2	08-04-01
		ME	Version 1	07-07-01
Geprüft / checked	Kontrolliert / approved	Name	<b>Änderung / modification</b>	Datum / date

This electronic component has been designed and developed for usage in general electronic equipment. Before incorporating this component into any equipment where higher safety and reliability is especially required or if there is the possibility of direct damage or injury to human body, for example in the range of aerospace, aviation, nuclear control, submarine, transportation, (automotive control, train control, ship control), transportation signal, disaster prevention, medical, public information network etc, Würth Elektronik eiSos GmbH must be informed before the design-in stage. In addition, sufficient reliability evaluation checks for safety must be performed on every electronic component which is used in electrical circuits that require high safety and reliability functions or performance.

**Würth Elektronik eiSos GmbH & Co. KG**

D-74638 Waldenburg · Max-Eyth-Strasse 1 · Germany · Telefon (+49) (0) 7942 - 945 - 0 · Telefax (+49) (0) 7942 - 945 - 400  
<http://www.we-online.de>