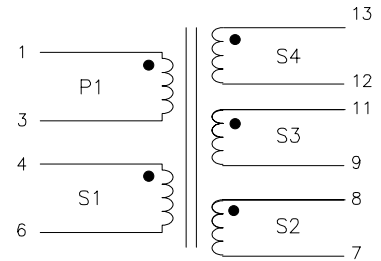


Fly Back Transformer (77 Watts / 150 KHz)

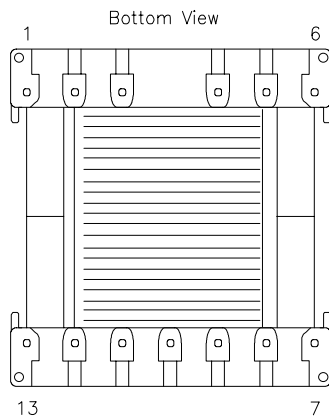
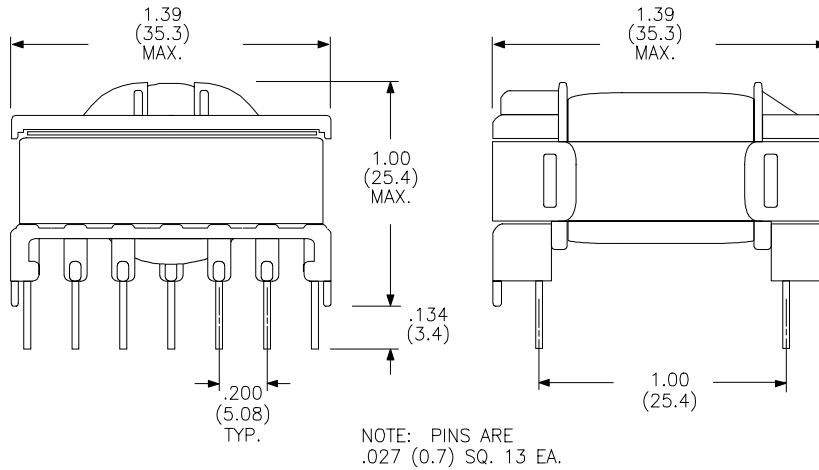
PARAMETER		Min.	Max.	Units
Inductance ⁽¹⁾	Pins 1 - 3	0.47	1.64	μH
DC Resistance	Pins 1 - 3		0.600	ohms
	Pins 4 - 5		0.050	ohms
	Pins 6 - 7		0.050	ohms
	Pins 10 - 9		0.120	ohms
	Pins 12 - 13		0.040	ohms
Dielectric Rating	Pins 1 - 3 to all secondaries	2000		V_{RMS}
Operating Temperature Range		0	70	$^{\circ}\text{C}$

Schematic Diagram



1. Tested at 150 kHz and 100 V_{RMS}

P1 = 135V Peak to 300V Peak
S1 = +6V @ 500 mA
S2 = +12V @ 1A
S3 = +20V @ 600mA
S4 = +28V @ 1.75A



Physical Dimensions
inches (mm)

RHOMBUS P/N: **T-932**

CUST P/N:

NAME:

DATE: **7/1/97**

SHEET: 1 of 1