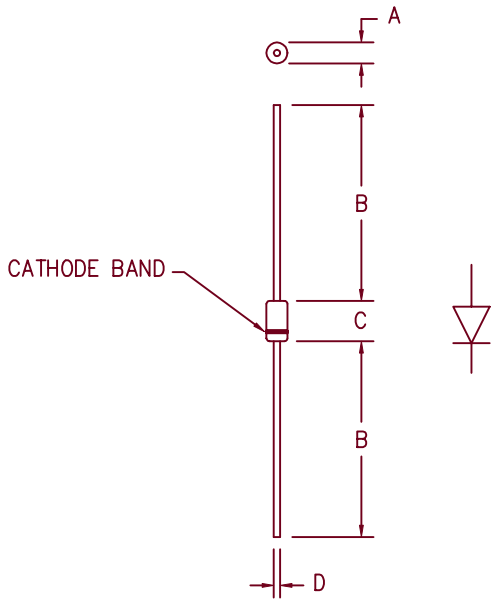


3 Amp Schottky Rectifier MS304 — MS306



Dim.	Inches		Millimeter		Notes
	Minimum	Maximum	Minimum	Maximum	
A	.188	.260	4.78	6.50	Dia.
B	1.00	---	25.4	---	
C	.285	.375	7.24	9.52	
D	.046	.056	1.17	1.42	Dia.

PLASTIC D0201AD

Microsemi Catalog Number	Industry Part Number	Working Peak Reverse Voltage	Repetitive Peak Reverse Voltage
MS304	MBR340	40V	40V
MS305	MBR350	50V	50V
MS306	MBR360 SR306	60V	60V

- Schottky Barrier Rectifier
- Guard Ring Protection
- 175°C Junction Temperature
- VRRM 40 to 60 Volts

Electrical Characteristics			
Average forward current	I _{F(AV)} 3.0 Amps	T _A = 115°C Square wave, R _{θJL} = 52°C/W, L = 3/8" 8.3ms, half sine, T _J = 175°C I _{FM} = 3.0A: T _J = 25°C * V _{RRM} , T _J = 25°C V _R = 5.0V, T _J = 25°C	
Maximum surge current	I _{FSM} 150 Amps		
Max peak forward voltage	V _{FM} .62 Volts		
Max peak reverse current	I _{RM} 100 μA		
Typical junction capacitance	C _J 215 pF		
*Pulse test: Pulse width 300 μsec, Duty cycle 2%			

Thermal and Mechanical Characteristics		
Storage temperature range	T _{STG}	-55°C to 175°C
Operating junction temp range	T _J	-55°C to 175°C
Maximum thermal resistance	L = 0" R _{θJC}	28°C/W Junction to case
	L = 3/8" R _{θJL}	52°C/W Junction to lead
Weight		.032 ounces (1.0 grams) typical

11-21-01 Rev. 3

MS304 — MS306

Figure 1
Typical Forward Characteristics

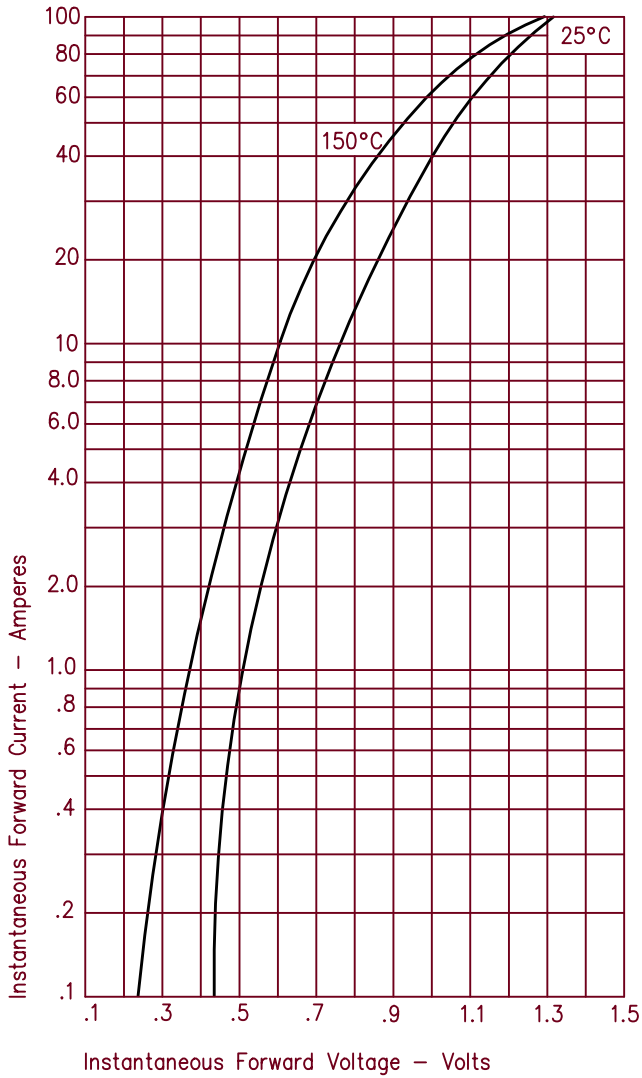


Figure 3
Typical Junction Capacitance

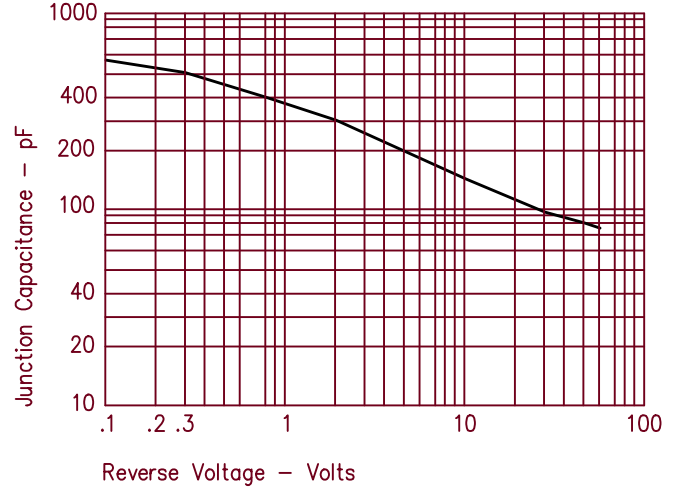


Figure 2
Typical Reverse Characteristics

