



## 2SB772

## PNP SILICON TRANSISTOR

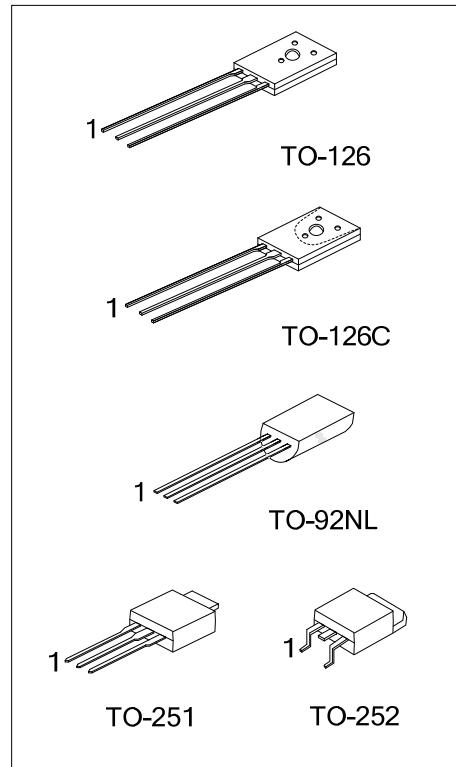
### MEDIUM POWER LOW VOLTAGE TRANSISTOR

#### DESCRIPTION

The UTC **2SB772** is a medium power low voltage transistor, designed for audio power amplifier, DC-DC converter and voltage regulator.

#### FEATURES

- \* High current output up to 3A
- \* Low saturation voltage
- \* Complement to 2SD882



#### ORDERING INFORMATION

Ordering Number		Package	Pin Assignment			Packing
Lead Free	Halogen Free		1	2	3	
2SB772L-x-T60-K	2SB772G-x-T60-K	TO-126	E	C	B	Bulk
2SB772L-x-T6C-K	2SB772G-x-T6C-K	TO-126C	E	C	B	Bulk
2SB772L-x-TM3-T	2SB772G-x-TM3-T	TO-251	B	C	E	Tube
2SB772L-x-TN3-R	2SB772G-x-TN3-R	TO-252	B	C	E	Tape Reel
2SB772L-x-TN3-T	2SB772G-x-TN3-T	TO-252	B	C	E	Tube
2SB772L-x-T9N-B	2SB772G-x-T9N-B	TO-92NL	E	C	B	Tape Box
2SB772L-x-T9N-K	2SB772G-x-T9N-K	TO-92NL	E	C	B	Bulk
2SB772L-x-T9N-R	2SB772G-x-T9N-R	TO-92NL	E	C	B	Tape Reel

<p>2SB772L-x-T60-K</p> <p>(1)Packing Type (2)Package Type (3)Rank (4)Lead Free</p>	<p>(1) K: Bulk, T: Tube, R: Tape Reel (2) T60: TO-126, T6C: TO-126C, TM3: TO-251, TN3: TO-252, T9N: TO-92NL (3) x: refer to Classification of <math>h_{FE2}</math> (4) G: Halogen Free, L: Lead Free</p>
--	--

■ ABSOLUTE MAXIMUM RATINGS ( $T_A = 25^\circ\text{C}$ )

PARAMETER		SYMBOL	RATINGS	UNIT
Collector-Base Voltage		$V_{CB0}$	-40	V
Collector-Emitter Voltage		$V_{CE0}$	-30	V
Emitter-Base Voltage		$V_{EB0}$	-5	V
Collector Current	DC	$I_C$	-3	A
	Pulse	$I_{CP}$	-7	A
Base Current		$I_B$	-0.6	A
Collector Dissipation	TO-92NL	$P_C$	0.5	W
	TO-126/TO-126C		1	
	TO-251/TO-252		1	
Junction Temperature		$T_J$	+150	$^\circ\text{C}$
Storage Temperature		$T_{STG}$	-55 ~ +150	$^\circ\text{C}$

Notes: Absolute maximum ratings are those values beyond which the device could be permanently damaged.

Absolute maximum ratings are stress ratings only and functional device operation is not implied.

■ THERMAL DATA

PARAMETER		SYMBOL	RATING	UNIT
Junction to Case	TO-126/ TO-126C	$\theta_{JC}$	12.5	$^\circ\text{C/W}$
	TO-251/ TO-252		12.5	
	TO-92NL		25	

■ ELECTRICAL CHARACTERISTICS ( $T_A = 25^\circ\text{C}$ , unless otherwise specified)

PARAMETER	SYMBOL	TEST CONDITIONS	MIN	TYP	MAX	UNIT
Collector-Base Breakdown Voltage	$BV_{CB0}$	$I_C = -100\mu\text{A}, I_E = 0$	-40			V
Collector-Emitter Breakdown Voltage	$BV_{CE0}$	$I_C = -1\text{mA}, I_B = 0$	-30			V
Emitter-Base Breakdown Voltage	$BV_{EB0}$	$I_E = -100\mu\text{A}, I_C = 0$	-5			V
Collector Cut-Off Current	$I_{CB0}$	$V_{CB} = -30\text{V}, I_E = 0$			-1000	nA
Collector Cut-Off Current	$I_{CE0}$	$V_{CE} = -30\text{V}, I_B = 0$			-1000	nA
Emitter Cut-Off Current	$I_{EB0}$	$V_{EB} = -3\text{V}, I_C = 0$			-1000	nA
DC Current Gain (Note 1)	$h_{FE1}$	$V_{CE} = -2\text{V}, I_C = -20\text{mA}$	30	200		
	$h_{FE2}$	$V_{CE} = -2\text{V}, I_C = -1\text{A}$	100	150	400	
Collector-Emitter Saturation Voltage	$V_{CE(SAT)}$	$I_C = -2\text{A}, I_B = -0.2\text{A}$		-0.3	-0.5	V
Base-Emitter Saturation Voltage	$V_{BE(SAT)}$	$I_C = -2\text{A}, I_B = -0.2\text{A}$		-1.0	-2.0	V
Current Gain Bandwidth Product	$f_T$	$V_{CE} = -5\text{V}, I_C = -0.1\text{A}$		80		MHz
Output Capacitance	$C_{OB}$	$V_{CB} = -10\text{V}, I_E = 0, f = 1\text{MHz}$		45		pF

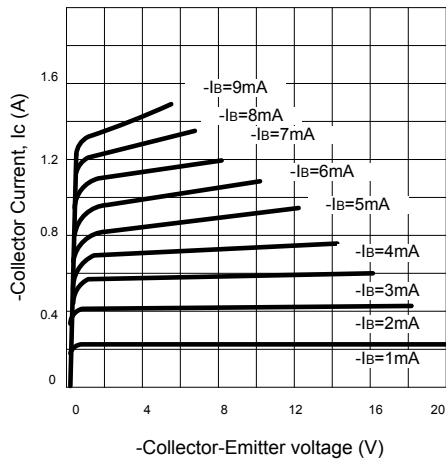
Note 1: Pulse test:  $P_W < 300\mu\text{s}$ , Duty Cycle  $< 2\%$

■ CLASSIFICATION OF  $h_{FE2}$

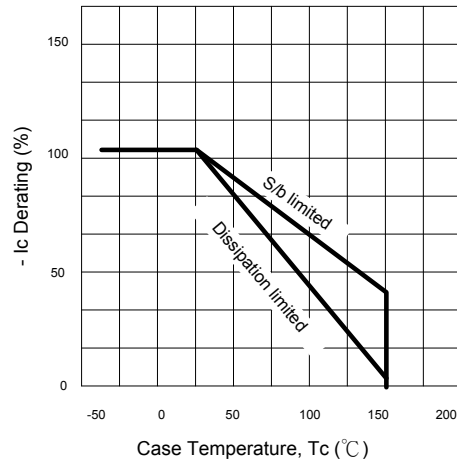
RANK	Q	P	E
RANGE	100 ~ 200	160 ~ 320	200 ~ 400

## TYPICAL CHARACTERISTICS

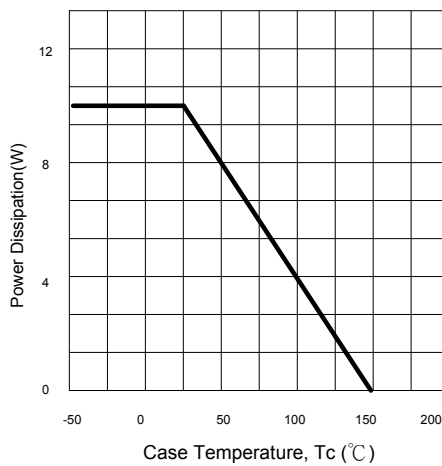
Static Characteristics



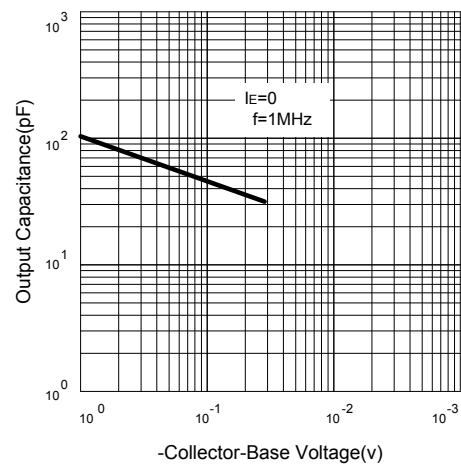
Derating Curve of Safe Operating Areas



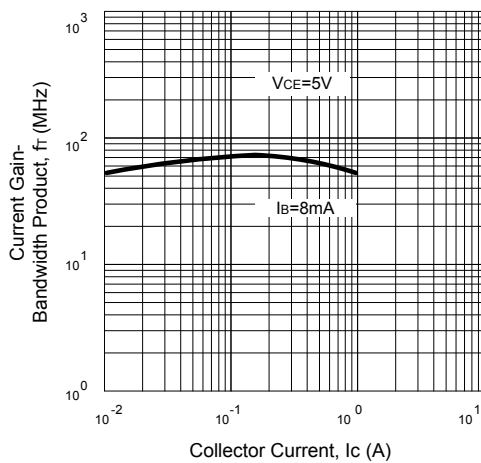
Power Derating



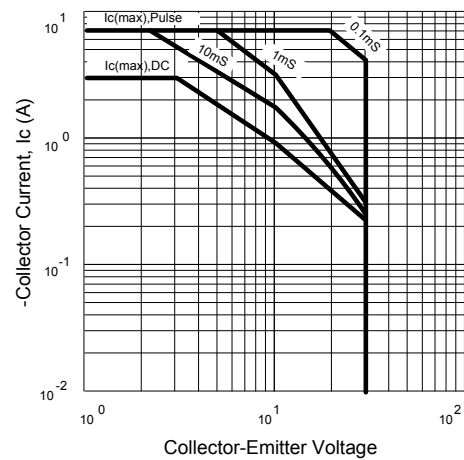
Collector Output Capacitance



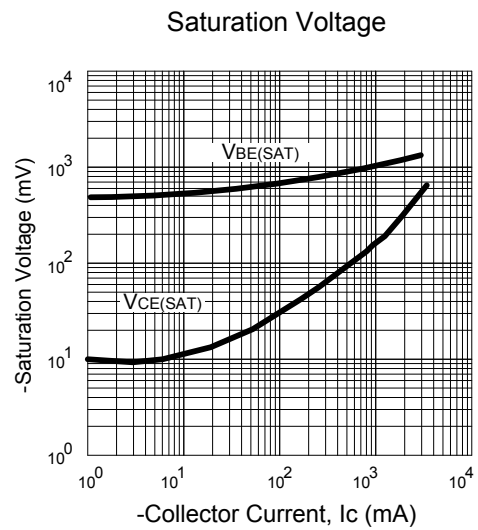
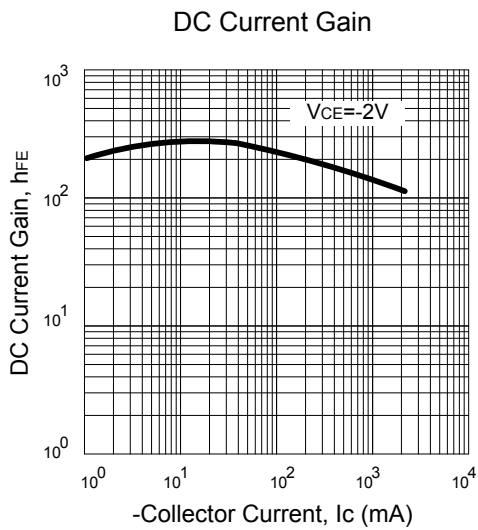
Current Gain-Bandwidth Product



Safe Operating Area



■ TYPICAL CHARACTERISTICS(Cont.)



UTC assumes no responsibility for equipment failures that result from using products at values that exceed, even momentarily, rated values (such as maximum ratings, operating condition ranges, or other parameters) listed in products specifications of any and all UTC products described or contained herein. UTC products are not designed for use in life support appliances, devices or systems where malfunction of these products can be reasonably expected to result in personal injury. Reproduction in whole or in part is prohibited without the prior written consent of the copyright owner. The information presented in this document does not form part of any quotation or contract, is believed to be accurate and reliable and may be changed without notice.