


KBL4005-G Thru. KBL410-G

Reverse Voltage: 50 to 1000V

Forward Current: 4.0Amperes

RoHS Device

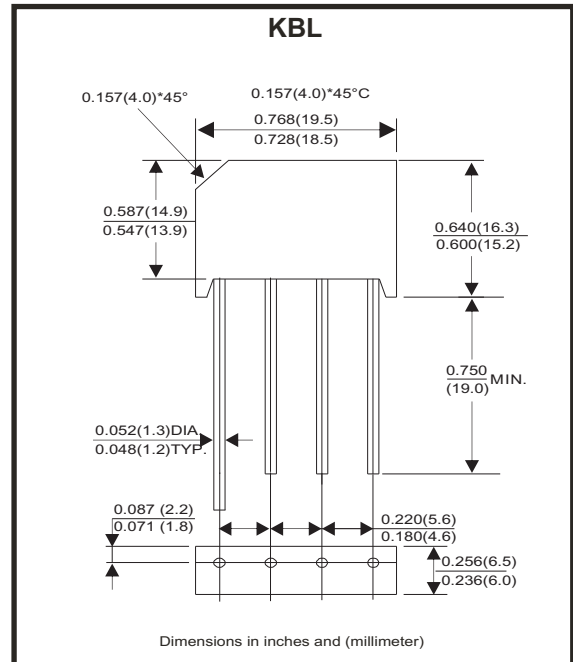


Features

- Surge overload rating - 125 amperes peak.
- Ideal for printed circuit board.

Mechanical Data

- Epoxy: U/L 94-V0 rate flame retardant.
- Case: Molded plastic, KBL
- Mounting position: Any
- Weight: 5.04 grams.



Maximum ratings and electrical characteristics

Rating at 25°C ambient temperature unless otherwise specified.
 Single phase, half wave ,60Hz, resistive or inductive load.
 For capacitive load, derate current by 20%

| Parameter | Symbol | KBL 4005-G | KBL 401-G | KBL 402-G | KBL 404-G | KBL 406-G | KBL 408-G | KBL 410-G | Unit |
|--|------------------|-------------|-----------|-----------|-----------|-----------|-----------|-----------|------|
| Maximum Reverse Peak Repetitive Voltage | V_{RRM} | 50 | 100 | 200 | 400 | 600 | 800 | 1000 | V |
| Maximum RMS Bridge Input Voltage | V_{RMS} | 35 | 70 | 140 | 280 | 420 | 560 | 700 | V |
| Maximum DC Blocking Voltage | V_{DC} | 50 | 100 | 200 | 400 | 600 | 800 | 1000 | V |
| Maximum Average Forward Output Current at 50°C T _A (Note 1) | $I_{(AV)}$ | 4.0 | | | | | | | A |
| Peak Forward Surge Current , 8.3ms Single Half Sine-Wave Super Imposed On Rated Load | I_{FSM} | 125 | | | | | | | A |
| Maximum Forward Voltage Drop Per Element at 4.0A Peak | V_F | 1.1 | | | | | | | V |
| Maximum Reverse Current at Rate DC Blocking Voltage | I_R | 10.0 | | | | | | | μA |
| Maximum Reverse Current At Rate DC Blocking Voltage and 150°C T _A | I_R | 1.0 | | | | | | | mA |
| Operating Temperature Range | T _J | -55 to +150 | | | | | | | °C |
| Storage Temperature Range | T _{STG} | -55 to +150 | | | | | | | °C |

Notes:

1. Mounting conditions, 0.5" lead length maximum.

Glass Passivated Bridge Rectifiers

Rating and Characteristics Curves (KBL4005-G Thru. KBL410-G)

Fig.1 - Derating Curve Output Rectified Current

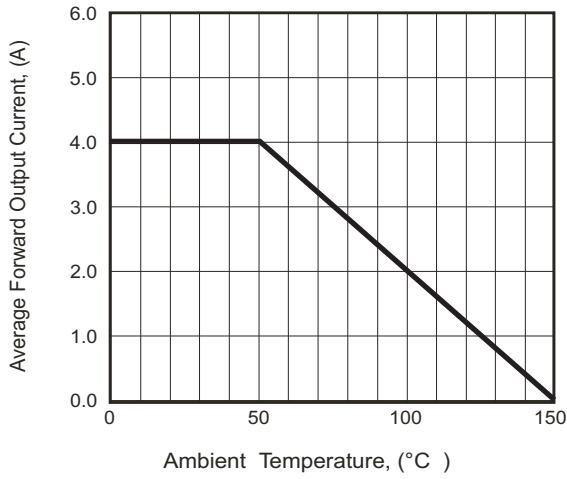


Fig.2 - Maximum Forward Surge Current

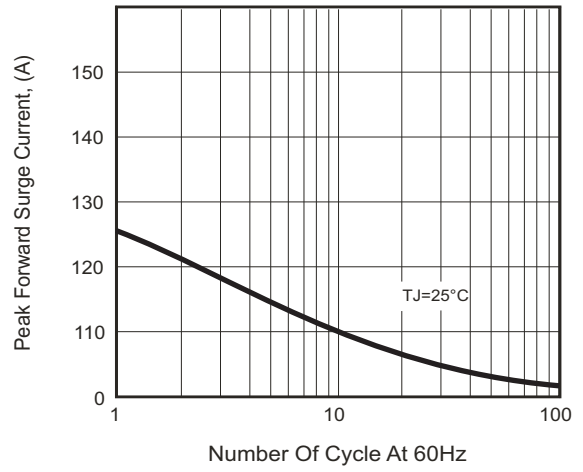


Fig.3 - Typical Forward Characteristics

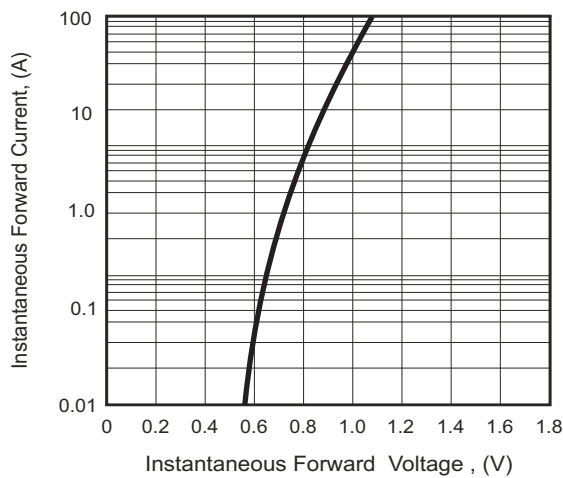
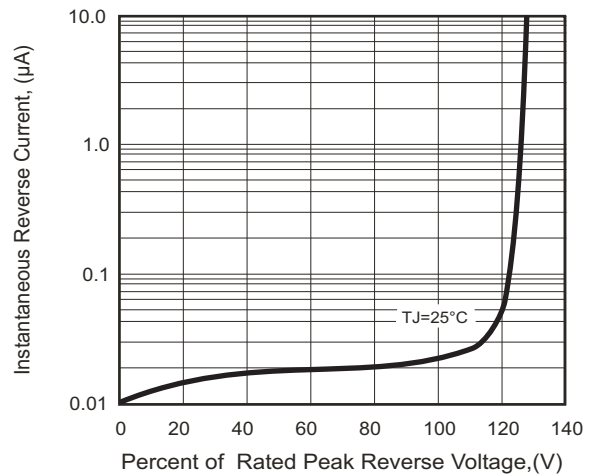
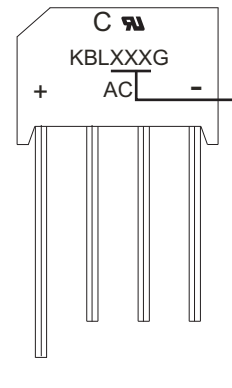


Fig.4 - Typical Reverse Characteristics



Marking Code

| Part Number | Marking code |
|-------------|--------------|
| KBL4005-G | KBL005 |
| KBL401-G | KBL01 |
| KBL402-G | KBL02 |
| KBL404-G | KBL04 |
| KBL406-G | KBL06 |
| KBL408-G | KBL08 |
| KBL410-G | KBL10 |



XX / XXX = Product type marking code
C = Comchip Logo

Standard Packaging

| Case Type | BULK PACK | |
|-----------|----------------|-------------------|
| | BOX (pcs) | CARTON (pcs) |
| KBL | 500 | 3,000 |