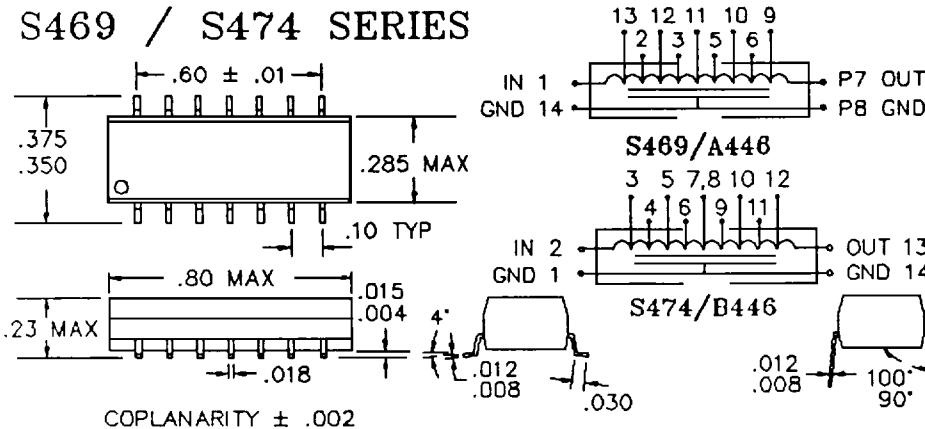


bel / defining a degree of excellence

PASSIVE D-I-P DELAY LINES

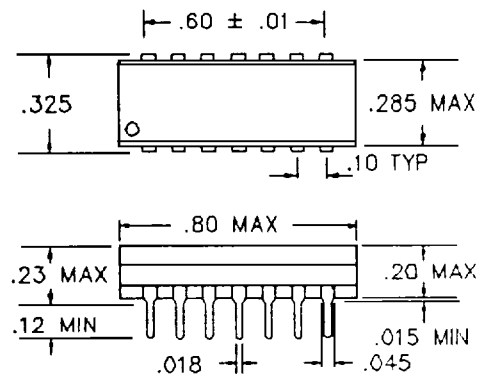
14 PINS with 10 EQUAL TAPS

S469 / S474 SERIES



COPLANARITY ± .002

A446 / B446 SERIES



IMPEDANCE CODE xx = 50, 50 OHMS, xx = 01, 100 OHMS, xx = 02, 200 OHMS ± 10%

SMD PART NUMBER	THRU-HOLE PART NUMBER	TOTAL DELAY	TAP-TAP DELAY	RISE TIME	ATTEN. MAX.	THRU-HOLE PART NUMBER	SMD PART NUMBER
S469-0005-XX	A446-0005-XX	5	0.5 ± 0.3	3	5%	B446-0005-XX	S474-0005-XX
S469-0010-XX	A446-0010-XX	10	1.0 ± 0.35	3.8	5%	B446-0010-XX	S474-0010-XX
S469-0020-XX	A446-0020-XX	20	2.0 ± 1	5	5%	B446-0020-XX	S474-0020-XX
S469-0030-XX	A446-0030-XX	30	3.0 ± 1	7	5%	B446-0030-XX	S474-0030-XX
S469-0040-XX	A446-0040-XX	40	4.0 ± 1	8.5	5%	B446-0040-XX	S474-0040-XX
S469-0050-XX	A446-0050-XX	50	5.0 ± 2	10	5%	B446-0050-XX	S474-0050-XX
S469-0060-XX	A446-0060-XX	60	6.0 ± 2	12	8%	B446-0060-XX	S474-0060-XX
S469-0070-XX	A446-0070-XX	70	7.0 ± 2	14	8%	B446-0070-XX	S474-0070-XX
S469-0080-XX	A446-0080-XX	80	8.0 ± 2	16	8%	B446-0080-XX	S474-0080-XX
S469-0090-XX	A446-0090-XX	90	9.0 ± 2	18	8%	B446-0090-XX	S474-0090-XX
S469-0100-XX	A446-0100-XX	100	10.0 ± 3	20	10%	B446-0100-XX	S474-0100-XX
S469-0150-XX	A446-0150-XX	150	15.0 ± 3	30	10%	B446-0150-XX	S474-0150-XX
S469-0200-XX	A446-0200-XX	200	20.0 ± 3	40	10%	B446-0200-XX	S474-0200-XX
S469-0250-XX	A446-0250-XX	250	25.0 ± 3	50	10%	B446-0250-XX	S474-0250-XX
S469-0300-XX	A446-0300-XX	300	30.0 ± 3	60	10%	B446-0300-XX	S474-0300-XX
S469-0400-XX	A446-0400-XX	400	40.0 ± 3	80	10%	B446-0400-XX	S474-0400-XX
S469-0500-XX	A446-0500-XX	500	50.0 ± 3	100	10%	B446-0500-XX	S474-0500-XX

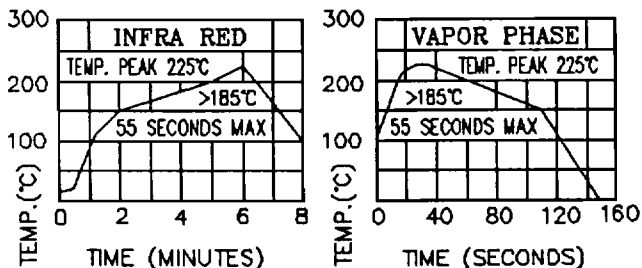
TOTAL DELAY TOL. = ± 5% MEASURED AT 50% LEVELS ON LEADING EDGE WITH NO LOADS
RISE TIMES ARE MAX. MEASURED FROM 10% TO 90% LEVELS

OTHER DELAYS AND IMPEDANCES UPON REQUEST

TEST CONDITIONS

E _{in}	PULSE VOLTAGE	1 VOLT
T _{rin}	RISE TIME	2.0 NS (10%-90%)
P _w	PULSE WIDTH	3 x TOTAL DELAY
P _p	PULSE PERIOD	4 x PULSE WIDTH
T _a	AMBIENT TEMPERATURE	25°C

SMD SOLDERING TEMPERATURE PROFILES



ELECTRICAL CHARACTERISTICS

DISTORTION	± 10%
OPERATING TEMP. RANGE	-55°C to +125°C
TEMPERATURE COEFFICIENT	100 PPM/°C MAX.
INSULATION RESISTANCE @ 50 Vdc	10K MEGOHM MIN.
DIELECTRIC WITHSTANDING VOLTAGE	50 Vdc
MINIMUM INPUT PULSE WIDTH	3 X OUTPUT RISE TIME
MAXIMUM DUTY CYCLE	60%

NOTES:

- * TRANSFER MOLDED FOR BETTER RELIABILITY
- * COMPATIBLE WITH TTL & ECL CIRCUITS
- * TERMINALS: ELECTRO-TIN PLATE PHOSPHOR BRONZE
- * PERFORMANCE WARRANTY IS LIMITED TO SPECIFIED PARAMETERS LISTED

!! SMD ONLY !!

- * DESIGNED FOR VAPOR PHASE OR IR SOLDERING WITH TEMPERATURES BELOW 230°C FOR UP TO 90 SECONDS
- * SPECIFICATIONS SUBJECT TO CHANGE WITHOUT NOTICE

CAT20 R2-5/17/94

BELFS029