

■ Features :

- Constant current mode power supply
- 90-132VAC input only
- Fully encapsulated with IP67 level (Note.6)
- Protections: Short circuit / Overload / Over voltage / Over temperature
- Cooling by free air convection
- Pass LPS
- 100% full load burn-in test
- Suitable for LED lighting and moving sign applications
- High reliability / Low cost
- 2 years warranty

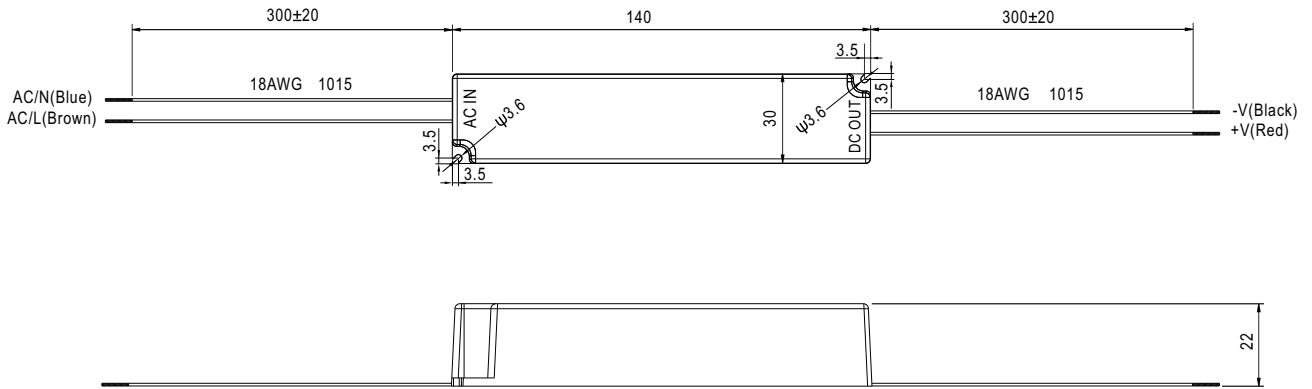


**SPECIFICATION**

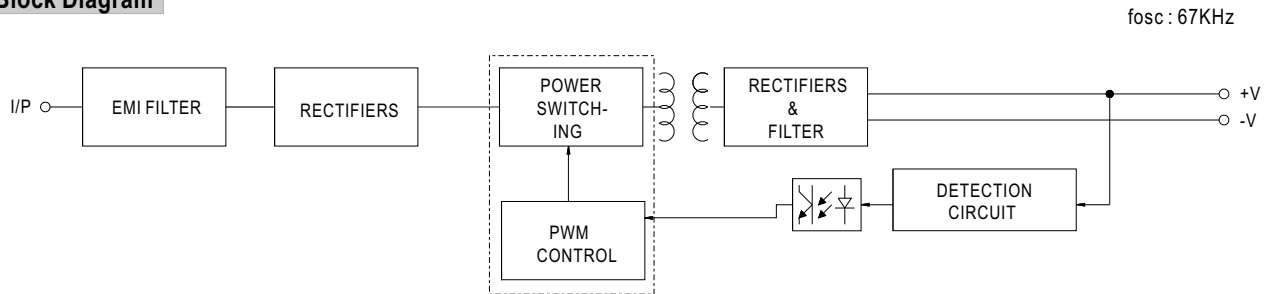
MODEL	LPLC-18-350		LPLC-18-700	
OUTPUT	RATED CURRENT	350mA		700mA
	DC VOLTAGE RANGE	6~48V		6~25V
	RATED POWER	16.8W		17.5W
	RIPPLE & NOISE (max.) Note.2	300mVp-p		250mVp-p
	VOLTAGE TOLERANCE Note.3	±5.0%		
	LINE REGULATION	±1.0%		
	LOAD REGULATION	±3.0%		
	SETUP, RISE TIME	3600ms, 150ms / 115VAC		
HOLD UP TIME (Typ.)	20ms/115VAC at full load			
INPUT	VOLTAGE RANGE	90 ~ 132VAC		127 ~ 186VDC
	FREQUENCY RANGE	47 ~ 63Hz		
	EFFICIENCY(Typ.)	82%		80%
	AC CURRENT	0.5A/115VAC		
	INRUSH CURRENT(max.)	Cold start 40A/115VAC		
LEAKAGE CURRENT	0.25mA / 120VAC			
PROTECTION	CURRENT LIMIT	±5% rated output current		Protection type : Constant current limiting type
	OVER VOLTAGE	50.4~ 60V		28.75~ 33.75V
	OVER TEMPERATURE	Tj 140 t ypically (U1) Detect on main control IC		Protection type : Hiccup mode, recovers automatically after temperature goes down
ENVIRONMENT	WORKING TEMP.	-30 ~ 70°C (Refer to output load derating curve)		
	WORKING HUMIDITY	20 ~ 90% RH non-condensing		
	STORAGE TEMP., HUMIDITY	-40 ~ +80°C, 10 ~ 95% RH		
	TEMP. COEFFICIENT	±0.2%/°C (0 ~ 50°C)		
	VIBRATION	10 ~ 500Hz, 2G 10min./1cycle, period for 60min. each along X, Y, Z axes		
SAFETY & EMC (Note 5)	SAFETY STANDARDS	IP67 approved; design refer to UL1310 Class 2,TUV EN60950-1, EN61347-2-13, CAN/CSA C22.2 No. 223-M91		
	WITHSTAND VOLTAGE	I/P-O/P:3KVAC		
	ISOLATION RESISTANCE	I/P-O/P:>100M Ohms / 500VDC / 25°C / 70% RH		
	EMI CONDUCTION & RADIATION	Compliance to EN55022 (CISPR22) Class A, FCC part15		
	HARMONIC CURRENT	Compliance to EN61000-3-2 Class A,EN61000-3-3		
EMS IMMUNITY	Compliance to EN61000-4-2,3,4,5,6,8,11; ENV50204, EN55024, Light industry level, criteria A			
OTHERS	MTBF	1200.6K hrs min. MIL-HDBK-217F (25)		
	DIMENSION	140*30*22(L*W*H)		
	PACKING	0.175Kg; 70pcs/13.3Kgs/0.71CUFT		
NOTE	<p>1. All parameters NOT specially mentioned are measured at 115VAC input, rated load and 25°C of ambient temperature.</p> <p>2. Ripple &amp; noise are measured at 20MHz of bandwidth by using a 12" twisted pair-wire terminated with a 0.1uf &amp; 47uf parallel capacitor.</p> <p>3. Tolerance : includes set up tolerance, line regulation and load regulation.</p> <p>4. Derating may be needed under low input voltage. Please check the static characteristic for more details.</p> <p>5. The power supply is considered as a component that will be operated in combination with final equipment. Since EMC performance will be affected by the complete installation, the final equipment manufacturers must re-qualify EMC Directive on the complete installation again.</p> <p>6. Suitable for indoor use or outdoor use without direct sunlight exposure.</p>			

### Mechanical Specification

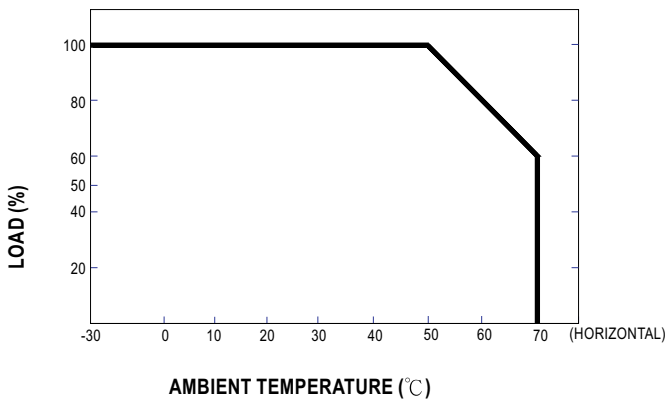
Unit:mm



### Block Diagram



### Derating Curve



### Static Characteristics

