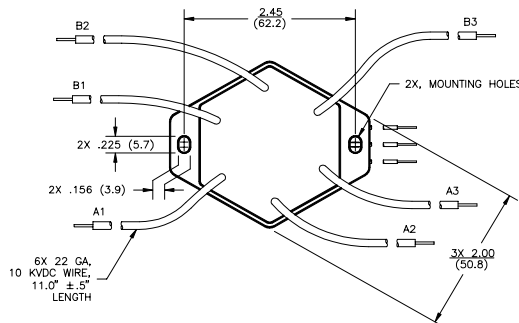
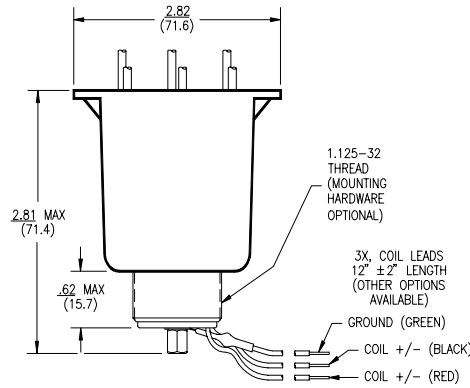



Kilovac KM-17 Make Only Load Switching



Features:

- Double pole, double throw contacts
- SF-6 gas-filled for ideal discharge waveform
- High voltage flying leads
- Tabs for easy mount
- Widely used in defibrillator applications

PRODUCT SPECIFICATIONS

Part Number	Units	KM-17
Contact Arrangement		DPDT
Contact Form		2C
Test Voltage (dc or 60Hz)	kV Peak	14
Rated Operating Voltage	kV Peak	
dc or 60 Hz		7.5
2.5 MHz		-
16 MHz		-
32 MHz		-
Continuous Carry Current , Maximum	Amps	
dc or 60 Hz		10
2.5 MHz		-
16 MHz		-
32 MHz		-
Coil Hi-Pot (V RMS, 60 Hz)		500
Contact Capacitance	pF	
Between Open Contacts		-
Open Contacts to Ground		-
Contact Resistance, Maximum	ohms	0.5*
Operate Time, Maximum	ms	20
Release Time, Maximum	ms	20
Shock, 11 ms 1/2 Sine	G's Peak	10
Vibration, 10 G's Peak	Hz	55-500
Operating Ambient Temperature Range	°C	-20 to +65
Mechanical Life (Operations x 10 ⁶)	cycles	0.1
Weight, Nominal	oz.	11

* Contact resistance for gas-filled relays is measured at 28 Vdc, 1 amp

COIL DATA

Nominal, Volts dc	12	26.5
Pickup, Volts dc, Maximum	8	16
Drop-Out, Volts dc	.5 - 5	1 - 10
Coil Resistance (Ohms ±10%)	12	48

Ratings listed are for 25°C, sea level conditions
Coils are not for continuous duty

PART NUMBER SELECTION

Sample Part No. **KM-**
 Model
 Coil Voltage
 Blank = 12 Vdc
 /26.5Vdc = 26.5 Vdc