

CMLD6263

**SURFACE MOUNT
DUAL, ISOLATED
HIGH VOLTAGE
SILICON SCHOTTKY DIODES**




www.centrasemi.com

DESCRIPTION:

The CENTRAL SEMICONDUCTOR CMLD6263 Series incorporates two galvanically isolated, high voltage, low V_F Silicon Diodes in a space saving SOT-563 surface mount package. These diodes are designed for fast switching applications requiring a low forward voltage drop.

MARKING CODE: 63D



FEATURES:

- High Voltage (70V)
- Low Forward Voltage
- Galvanically Isolated

MAXIMUM RATINGS: ($T_A=25^\circ\text{C}$)

	SYMBOL		UNITS
Peak Repetitive Reverse Voltage	V_{RRM}	70	V
Continuous Forward Current	I_F	15	mA
Peak Forward Surge Current, $t_p=1.0s$	I_{FSM}	50	mA
Power Dissipation	P_D	250	mW
Operating and Storage Junction Temperature	T_J, T_{stg}	-65 to +150	$^\circ\text{C}$
Thermal Resistance	θ_{JA}	500	$^\circ\text{C/W}$

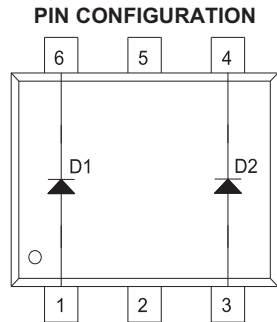
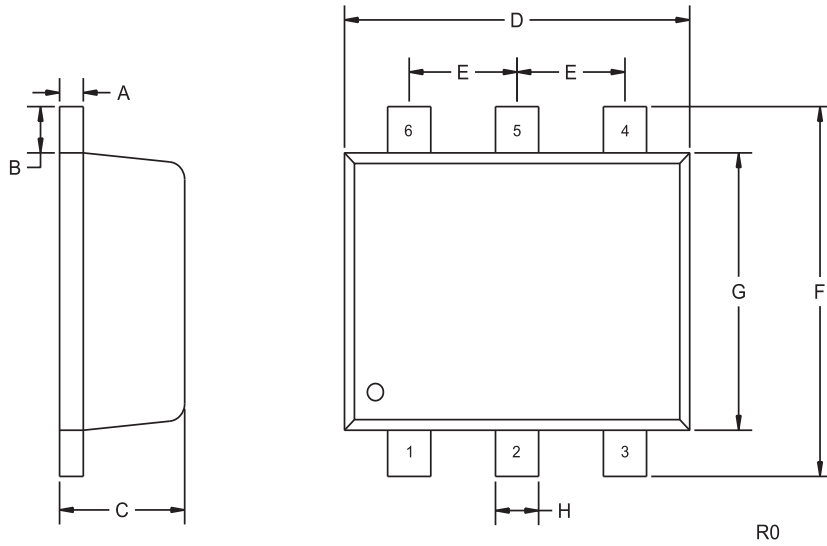
ELECTRICAL CHARACTERISTICS PER DIODE: ($T_A=25^\circ\text{C}$ unless otherwise noted)

SYMBOL	TEST CONDITIONS	MIN	TYP	MAX	UNITS
I_R	$V_R=50V$		98	200	nA
BV_R	$I_R=10\mu A$	70			V
V_F	$I_F=1.0mA$		395	410	mV
C_T	$V_R=0, f=1.0MHz$			2.0	pF
t_{rr}	$I_R=I_F=10mA, I_{rr}=1.0mA, R_L=100\Omega$			5.0	ns

CMLD6263
SURFACE MOUNT
DUAL, ISOLATED
HIGH VOLTAGE
SILICON SCHOTTKY DIODES



SOT-563 CASE - MECHANICAL OUTLINE



SYMBOL	INCHES		MILLIMETERS	
	MIN	MAX	MIN	MAX
A	0.004	0.007	0.10	0.18
B	0.008		0.20	
C	0.022	0.024	0.56	0.60
D	0.059	0.067	1.50	1.70
E	0.020		0.50	
F	0.061	0.067	1.55	1.70
G	0.047		1.20	
H	0.006	0.012	0.15	0.30

SOT-563 (REV: R0)

LEAD CODE:

- 1) Anode D1
- 2) NC
- 3) Anode D2
- 4) Cathode D2
- 5) NC
- 6) Cathode D1

MARKING CODE: 63D

R3 (18-January 2010)