



TAI-SAW TECHNOLOGY CO., LTD.

No. 3, Industrial 2nd Rd., Ping-Chen Industrial District,
Taoyuan, 324, Taiwan, R.O.C.

TEL: 886-3-4690038 FAX: 886-3-4697532

E-mail: tstsales@mail.taisaw.com Web: www.taisaw.com

Approval Sheet For Product Specification

Issued Date:

Product Name: SAW Filter 947.5 MHz SMD 3.0X3.0mm for GSM

TST Parts No.: TA0748A

Customer Parts No.: _____

Company: _____
Division: _____
Approved by : _____
Date: _____

Checked by: _____ Anne Chen

Approval by: _____ Francis Chen

Date: _____ 2007/09/12



TAI-SAW TECHNOLOGY CO., LTD.

No. 3, Industrial 2nd Rd., Ping-Chen Industrial District,
Taoyuan, 324, Taiwan, R.O.C.

TEL : 886-3-4690038
http://www.taisaw.com

FAX : 886-3-4697532
E-mail : tstsales@mail.taisaw.com

SAW Filter 947.5 MHz For GSM

MODEL NO.: TA0748A

REV. NO.:2

RoHS Compliant
Lead free
Lead-free soldering

A. MAXIMUM RATING:

1. Input Power Level: +20 dB_m
2. DC voltage: 5V
3. Operating Temperature: -30°C ~ +85°C
4. Storage Temperature: -40°C ~ +85°C

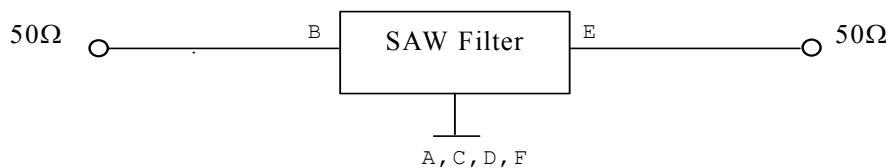
B. ELECTRICAL CHARACTERISTICS:

Characteristics	Value			Note
	Min.	Typ.	Max.	
Center frequency F_c MHz	-	947.5	-	-
Insertion loss(935~960 MHz) I.L. dB	-	2.7	3.5	-
V.S.W.R(935~960 MHz) dB	-	1.6	2.3	-
Ripple(935~960 MHz) dB	-	0.6	1.4	-
Attenuation:(Reference level from 0 dB)				
1) D.C. ~ 871 MHz dB	50	62.1	-	-
2) 890 ~ 915 MHz dB	30	43.9	-	-
3) 980 ~ 1025 MHz dB	25	28.6	-	-
4) 1025 ~ 2000 MHz dB	45	54.1	-	-
5) 2000 ~ 3000 MHz dB	20	26.8	-	-
Impedance at F_c ; Input $Z_{IN}=R_{IN}/C_{IN}$	50Ω // 0 PF			1
Output $Z_{OUT}=R_{OUT}/C_{OUT}$	50Ω // 0 PF			1

Note1. No matching network required for operation at 50 Ω

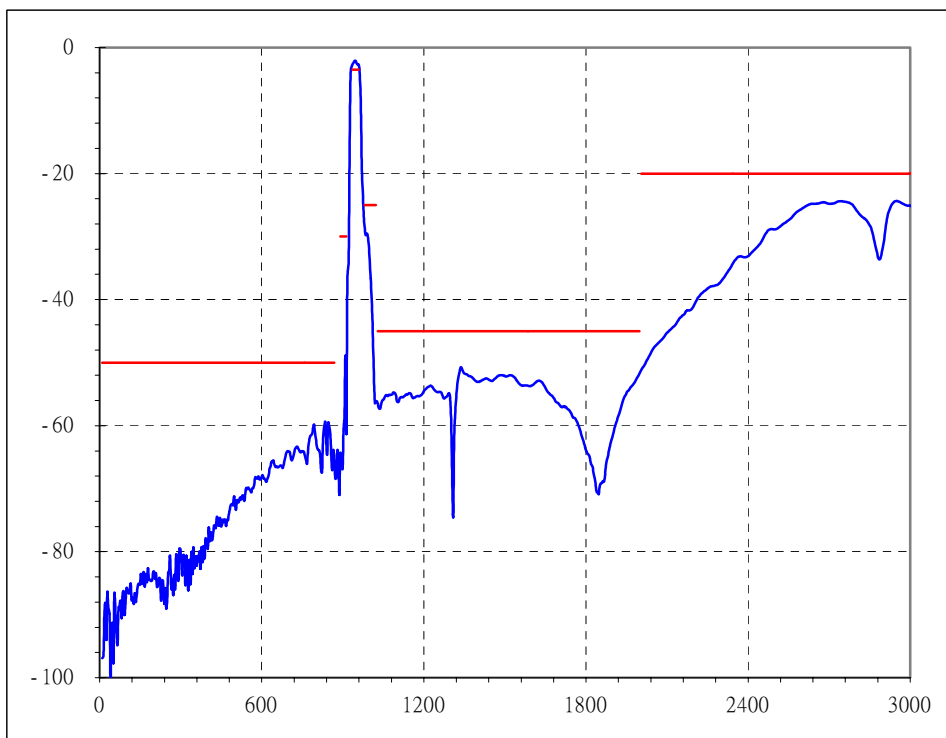
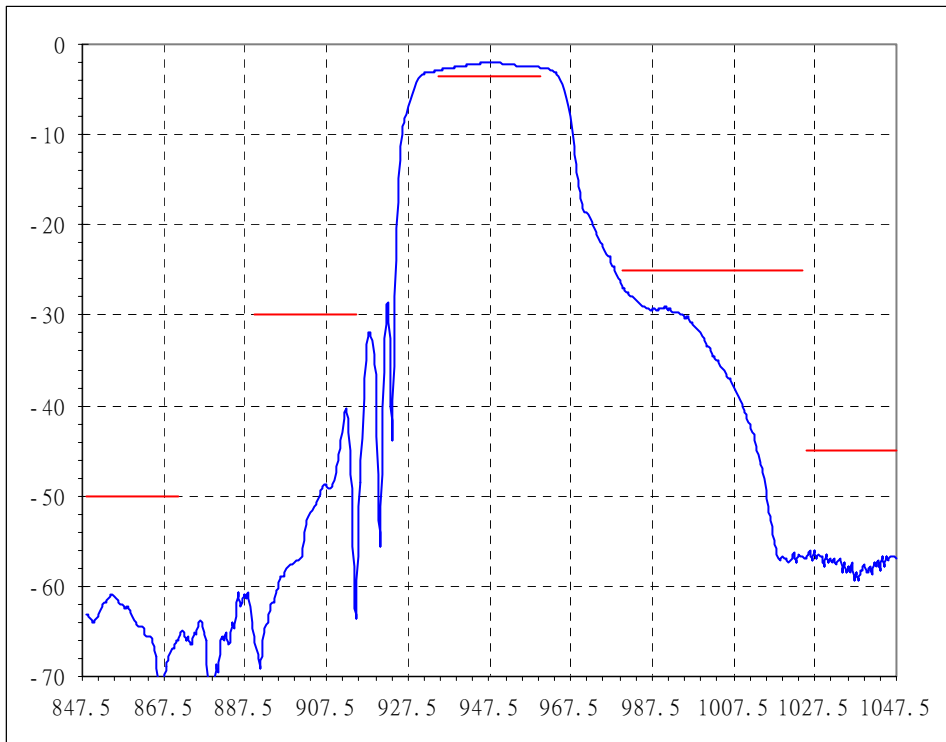
C. MEASUREMENT CIRCUIT:

HP Network analyzer

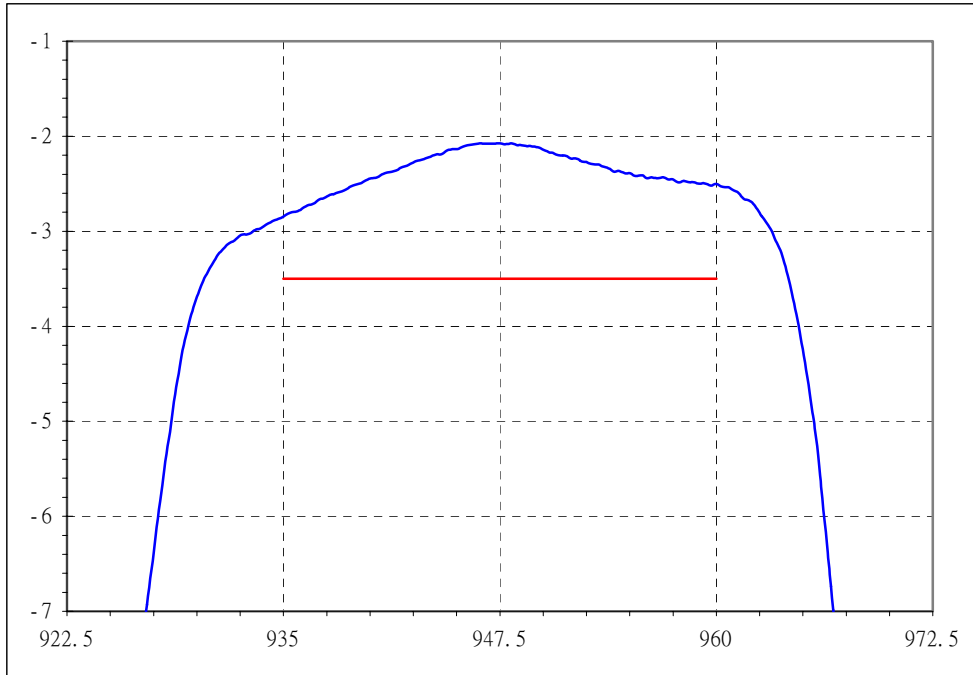


D. FREQUENCY CHARACTERISTICS:

1. wideband response:

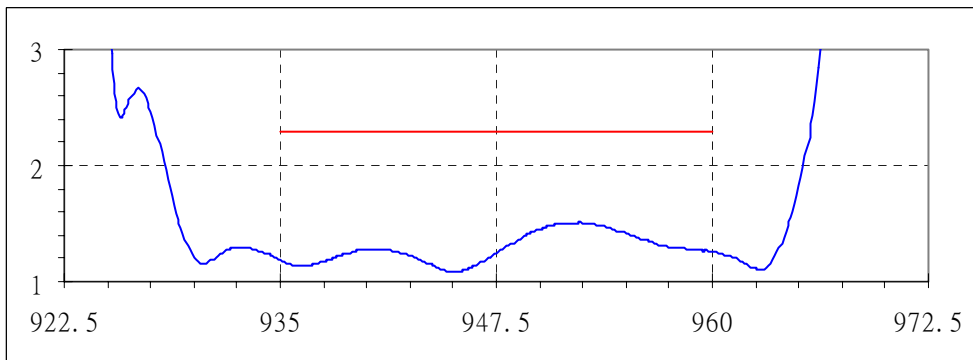


passband response:

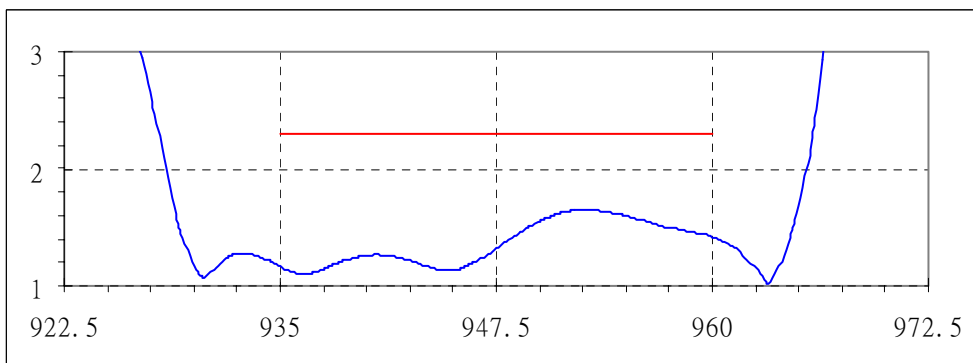


2. VSRW:

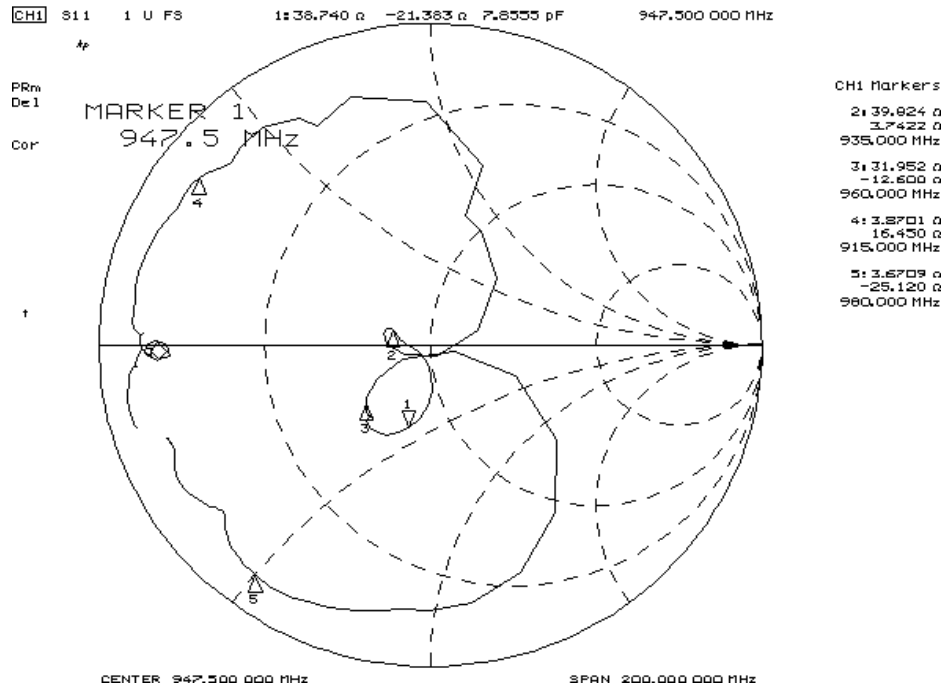
S11



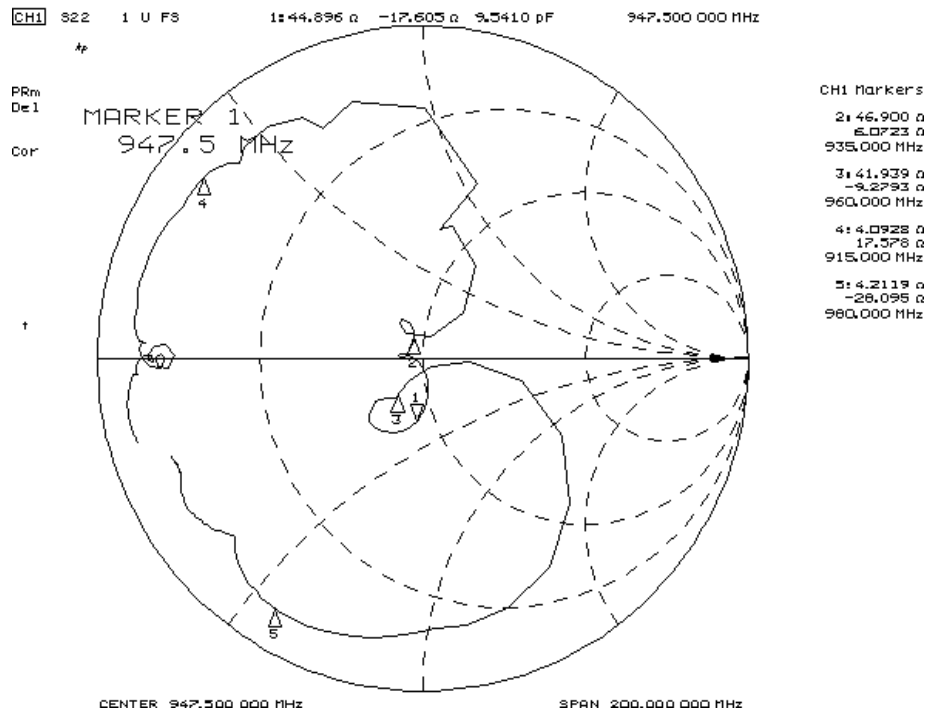
S22



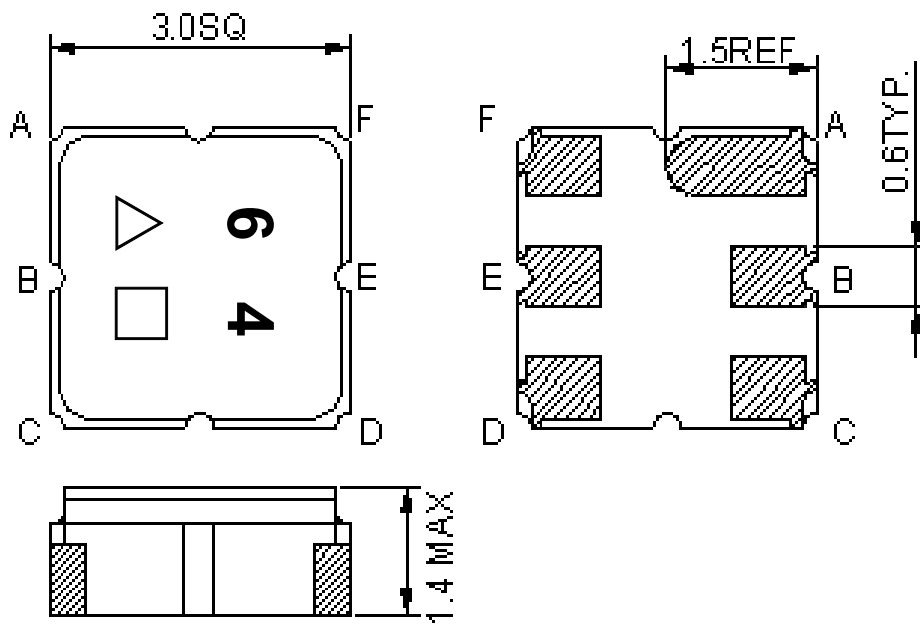
3. Smith chart of S11



4. Smith chart of S22



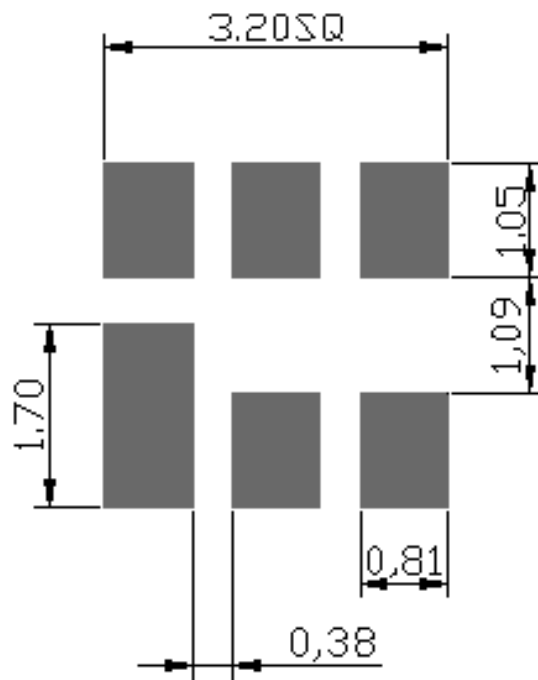
E.OUTLINE DRAWING:



B : Input
 E : Output
 A,C,D,F : Ground
 Unit : mm

△ : Year Code (2006->6, ..., 2009->9)
 □ : Date Code (Follow the table from planner each year)

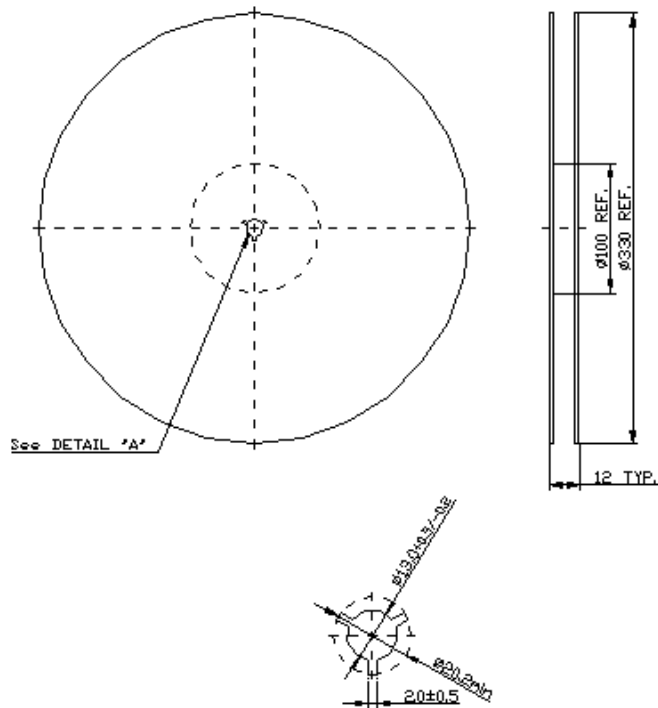
F. PCB Footprint:



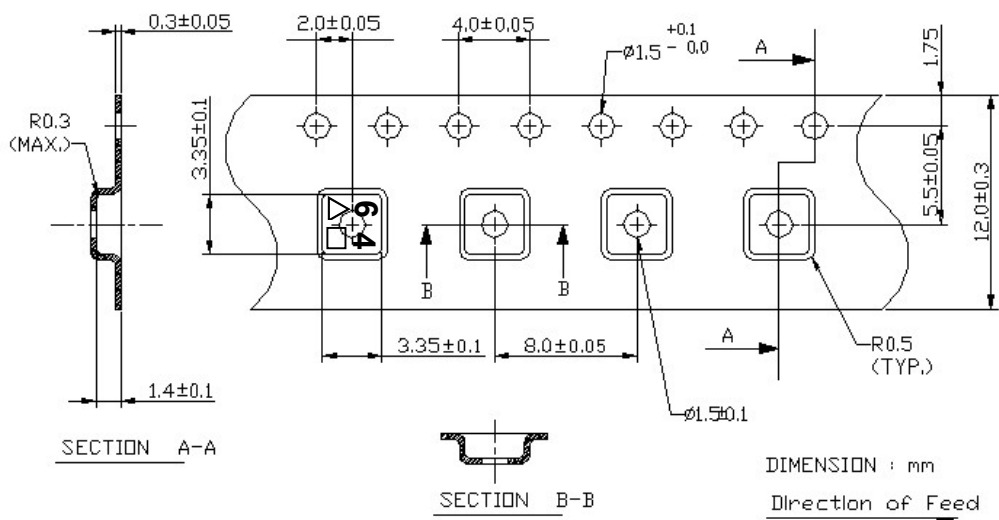
G. PACKING:

1. REEL DIMENSION

(Reel Count : 7"=1000 ; 13"=3000)



2. TAPE DIMENSION



I. RECOMMENDED REFLOW PROFILE :

