



SS52B THRU SS56B

肖特基二极管 Schottky Rectifier

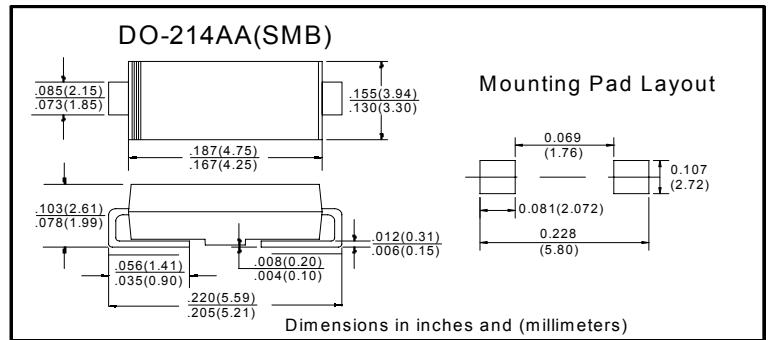
■特征 Features

- I_o 5.0A
- V_{RRM} 20V-60V
- 耐正向浪涌电流能力高
High surge current capability
- 封装: 模压塑料
Cases: Molded plastic

■用途 Applications

- 整流用 Rectifier

■外形尺寸和印记 Outline Dimensions and Mark



■极限值 (绝对最大额定值)

Limiting Values (Absolute Maximum Rating)

参数名称 Item	符号 Symbol	单位 Unit	测试条件 Test Conditions	SS 52B	SS 53B	SS 54B	SS 55B	SS 56B
反向重复峰值电压 Repetitive Peak Reverse Voltage	V_{RRM}	V		20	30	40	50	60
正向平均电流 Average Forward Current	$I_{F(AV)}$	A	正弦半波 60Hz, 电阻负载, TL(Fig.1) 60HZ Half-sine wave, Resistance load, TL(Fig.1)	3.0				
正向 (不重复) 浪涌电流 Surge(Non-repetitive)Forward Current	I_{FSM}	A	正弦半波 60Hz, 一个周期, $T_a=25^{\circ}C$ 60Hz Half-sine wave, 1 cycle, $T_a=25^{\circ}C$	150				
结温 Junction Temperature	T_J	$^{\circ}C$		-55~+150				
储存温度 Storage Temperature	T_{STG}	$^{\circ}C$		-55 ~ +150				

■电特性 ($T_a=25^{\circ}C$ 除非另有规定)

Electrical Characteristics ($T_a=25^{\circ}C$ Unless otherwise specified)

参数名称 Item	符号 Symbol	单位 Unit	测试条件 Test Condition	SS 52B	SS 53B	SS 54B	SS 55B	SS 56B
正向峰值电压 Peak Forward Voltage	V_F	V	$I_F=5.0A$	0.55		0.6		0.70
反向漏电流 Peak Reverse Current	I_{RRM1}	mA	$V_{RM}=V_{RRM}$	$T_a=25^{\circ}C$				
	I_{RRM2}			$T_a=100^{\circ}C$				
热阻(典型) Thermal Resistance(Typical)	$R_{\theta J-A}$	$^{\circ}C/W$	结和环境之间 Between junction and ambient	60 ¹⁾				
	$R_{\theta J-L}$		结和终端之间 Between junction and terminal	20 ¹⁾				

备注: Notes:

¹⁾ 热阻从结到环境及从结到引线, 在电路板的0.6" x 0.6" (16毫米 x 16毫米)铜垫片区

Thermal resistance from junction to ambient and from junction to lead mounted on P.C.B. with 0.6" x 0.6" (16 mm x 16 mm) copper pad areas

■特性曲线（典型） Characteristics(Typical)

图1: 正向电流降额曲线
FIG.1: FORWARD CURRENT DERATING CURVE

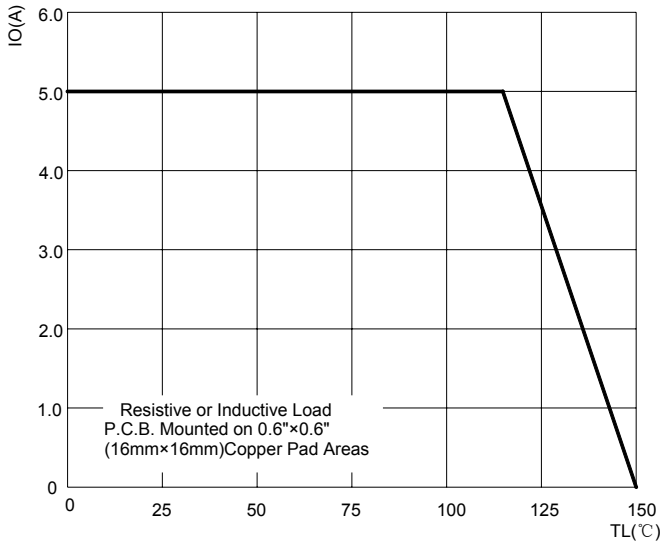


图2: 最大正向浪涌冲击耐受力
FIG.2: MAXIMUM NON-REPETITIVE FORWARD URGE CURRENT

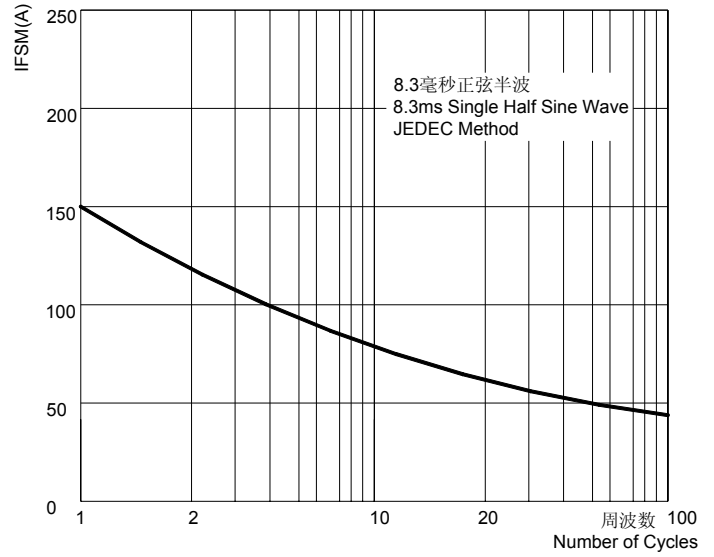


图3: 典型正向特性曲线
FIG.3: TYPICAL FORWARD CHARACTERISTICS

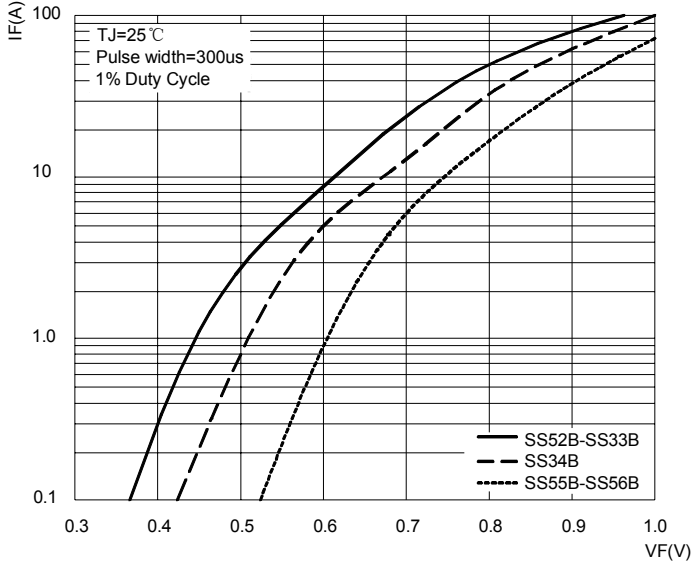


图4: 典型反向特性曲线
FIG.4: TYPICAL REVERSE CHARACTERISTICS

