

RoHS Compliant Product  
A suffix of "-C" specifies halogen & lead-free

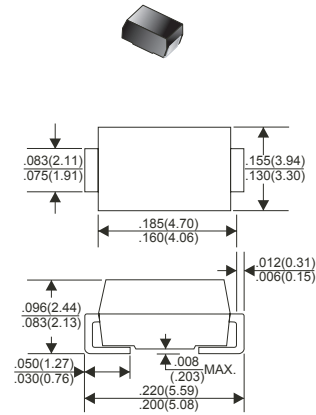
**FEATURES**

- High Current Capability
- Extremely Low Thermal Resistance
- For Surface Mount Application
- Higher Temp Soldering : 250°C for 10 Seconds at Terminals
- Low Reverse Current

**MECHANICAL DATA**

- Case: Molded Plastic
- Epoxy: UL 94V-0 Rate Flame Retardant
- Lead: Axial Leads, Solderable per MIL-STD-202 method 208 Guaranteed
- Polarity: Color Band Denotes Cathode End
- Mounting Position: Any

DO-214AA (SMB)



Dimensions in inches and (millimeters)

**MAXIMUM RATINGS AND ELECTRICAL CHARACTERISTICS**

Rating 25°C ambient temperature unless otherwise specified.  
Single phase half wave, 60Hz, resistive or inductive load.  
For capacitive load, derate current by 20%.

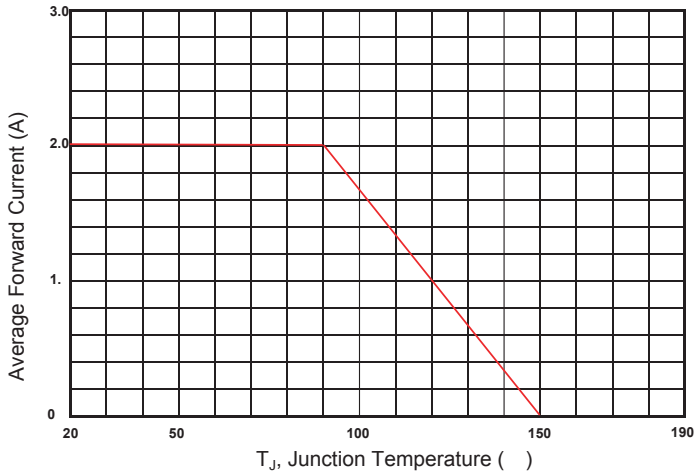
TYPE NUMBER	SYMBOL	SM2200B	UNITS
Peak Repetitive Peak reverse voltage	$V_{RRM}$	200	V
Working Peak Reverse Voltage	$V_{RWM}$		
Maximum DC Blocking Voltage	$V_R$		
Average Forward Current @ $T_J=25^\circ\text{C}$	$I_{F(AV)}$	2	A
Peak Forward Current @ 8.3 ms Half Sine	$I_{FSM}$	60	A
Maximum Instantaneous Forward Voltage	$V_F$	0.85	V
$V_F$ @ $I_{FM} = 2.0\text{ A}$ , $T_A = 25^\circ\text{C}$			
$V_F$ @ $I_{FM} = 2.0\text{ A}$ , $T_A = 75^\circ\text{C}$			
$V_F$ @ $I_{FM} = 2.0\text{ A}$ , $T_A = 125^\circ\text{C}$		0.68	
Maximum DC Reverse Current	$I_R$	5	$\mu\text{A}$
At Rated DC Blocking Voltage @ $T_J = 25^\circ\text{C}$			
At Rated DC Blocking Voltage @ $T_J = 100^\circ\text{C}$			
Typical Junction Capacitance (Note 1)	$C_J$	40	pF
Typical Thermal Resistance (Note 2)	$R_{\theta JA}$	50	$^\circ\text{C/W}$
Voltage Rate of Change (Rated $V_R$ )	$dv/dt$	1000	V/us
Operating Temperature Range	$T_J$	-50 ~ + 125	$^\circ\text{C}$
Storage temperature	$T_{STG}$	-65 ~ + 150	$^\circ\text{C}$

NOTES:

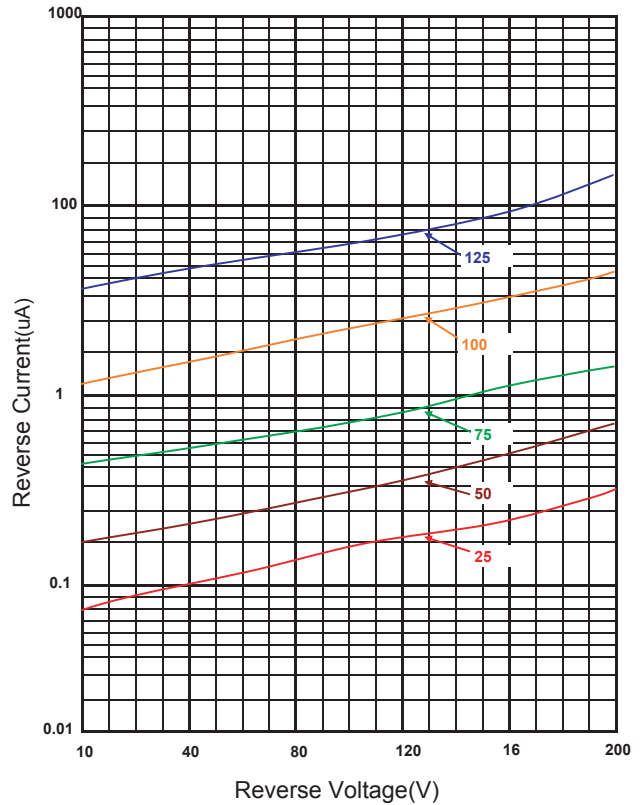
1. Measured at 1MHz and applied reverse voltage of 5.0 V D.C.
2. Thermal Resistance Junction to Ambient.

**RATINGS AND CHARACTERISTIC CURVES**

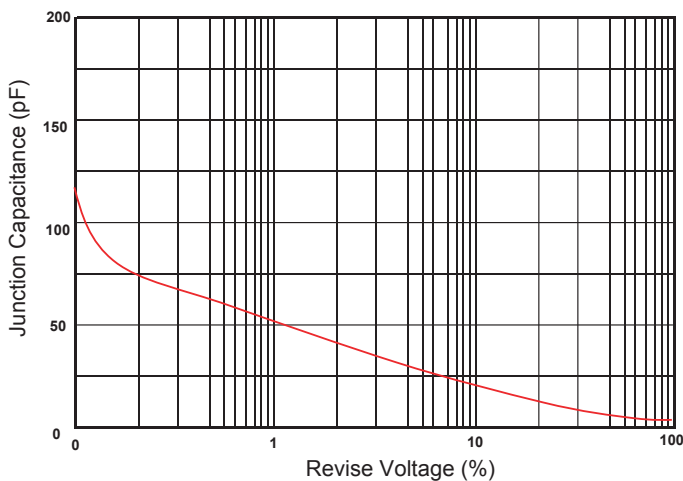
Typical Forward Current Derating Curve



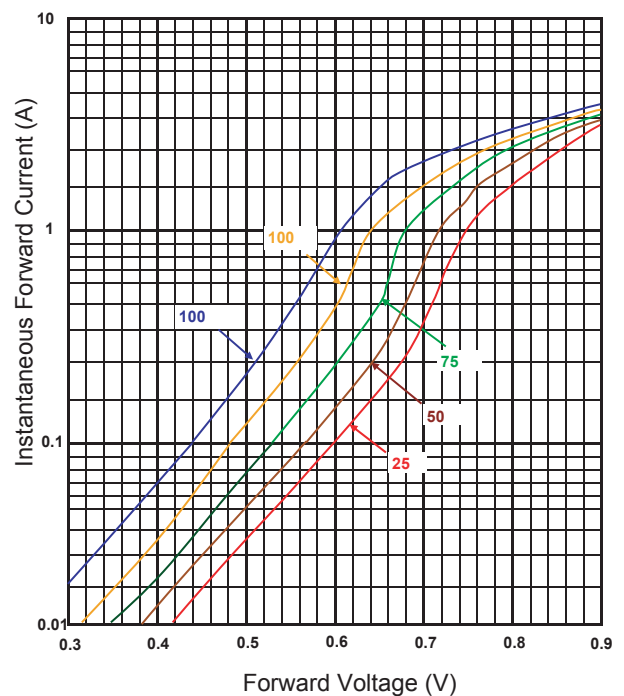
Typical Reverse Characteristic



Typical Junction Capacitance



Typical Forward Characteristic



Maximum Non- Repetitive Forward Surge Current

