



GaN HEMT Power Transistor
30W CW, 30 MHz - 3.5 GHz

Production V1
10 Feb 12

Features

- GaN depletion mode HEMT microwave transistor
- Common source configuration
- No internal matching
- Broadband Class AB operation
- Thermally enhanced Cu/Mo/Cu package
- RoHS Compliant
- +50V Typical Operation
- MTTF of 600 years (Channel Temperature < 200°C)

Applications

General purpose for pulsed or CW applications

- Commercial Wireless Infrastructure
 - WCDMA, LTE, WIMAX
- Civilian and Military Radar
- Military and Commercial Communications
- Public Radio
- Industrial, Scientific and Medical
- SATCOM
- Instrumentation
- Avionics



Product Description

The MAGX-000035-030000 is a gold metalized unmatched Gallium Nitride (GaN) on Silicon Carbide RF power transistor suitable for a variety of RF power amplifier applications. Using state of the art wafer fabrication processes, these high performance transistors provide high gain, efficiency, bandwidth, ruggedness over multiple octave bandwidths for today's demanding application needs. The MAGX-000035-030000 is constructed using a thermally enhanced Cu/Mo/Cu flanged ceramic package which provides excellent thermal performance. High breakdown voltages allow for reliable and stable operation in extreme mismatched load conditions unparalleled with older semiconductor technologies.

Typical CW RF Performance

Freq. (MHz)	Pout (W Ave)	Gain (dB)	Eff (%)
30	58	40	80
100	44	32	65
500	43	27	66
1500	42	20	59
3000	35	13	55
3500	30	12	53

Ordering Information

MAGX-000035-030000 30W GaN Power Transistor
 MAGX-000035-SB1PPR 1.5 GHz Evaluation Board

GaN HEMT Power Transistor
30W CW, 30 MHz - 3.5 GHz

Production V1
10 Feb 12

Absolute Maximum Ratings (1, 2, 3)	Limit
Supply Voltage (Vdd)	+65V
Supply Voltage (Vgg)	-8 to 0V
Supply Current (Id1)	1200 mA
Input Power (Pin)	+30 dBm
Junction/Channel Temp	200 °C
MTTF (T _J <200°C)	600 years
Continuous Power Dissipation (Pdiss) at 85 °C	30 W
Pulsed Power Dissipation (Pavg) at 85 °C	65 W
Thermal Resistance, (Tchannel = 200 °C), CW	4.2 °C/W
Thermal Resistance, (Tchannel = 200 °C), Pulsed 500uS, 10% Duty cycle	2 °C/W
Operating Temp	-40 to +95C
Storage Temp	-65 to +150C
ESD Min. - Machine Model (MM)	50 V
ESD Min. - Human Body Model (HBM)	>250 V

- (1) Operation of this device above any one of these parameters may cause permanent damage.
(2) Channel temperature directly affects a device's MTTF. Channel temperature should be kept as low as possible to maximize lifetime.
(3) For saturated performance it recommended that the sum of (3*Vdd + abs(Vgg)) <175

Parameter	Test Conditions	Symbol	Min	Typ	Max	Units
DC CHARACTERISTICS						
Drain-Source Leakage Current	V _{GS} = -8V, V _{DS} = 175V	I _{DS}	-	-	2.5	mA
Gate Threshold Voltage	V _{DS} = 5V, I _D = 6mA	V _{GS(th)}	-5	-3	-2	V
Forward Transconductance	V _{DS} = 5V, I _D = 1.5mA	G _M	1.0	-	-	S
DYNAMIC CHARACTERISTICS						
Input Capacitance	V _{DS} = 0v, V _{GS} = -8V, F = 1MHz	C _{ISS}	-	13.2	-	pF
Output Capacitance	V _{DS} = 50V, V _{GS} = -8V, F = 1MHz	C _{OSS}	-	5.6	-	pF
Reverse Transfer Capacitance	V _{DS} = 50V, V _{GS} = -8V, F = 1MHz	C _{RSS}	-	0.5	-	pF

GaN HEMT Power Transistor
30W CW, 30 MHz - 3.5 GHz

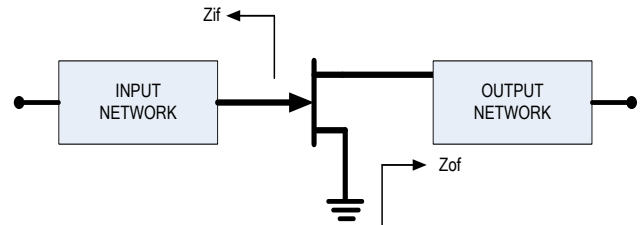
Production V1
10 Feb 12

Electrical Specifications: $T_C = 25 \pm 5^\circ\text{C}$ (Room Ambient)

Parameter	Test Conditions	Symbol	Min	Typ	Max	Units
RF FUNCTIONAL TESTS <i>V_{dd}=50V, I_{dq}= 100 mA, single frequency optimized data</i>						
CW Output Power (P2dB) 1 .5GHz	Pin = 0.7W Ave	P _{OUT}	30	42	-	W Ave
Small Signal Gain @ 1.5 GHz	Pout = 5W Ave	G _P	18	20		dB
Drain Efficiency @ 1.5 GHz	Pin = 0.7W Ave	η_D	50	60		%
Load Mismatch Stability	Pin = 1W Ave	VSWR-S	5:1	-	-	-
Load Mismatch Tolerance	Pin = 1W Ave	VSWR-T	10:1	-	-	-

Test Fixture Impedance

F (MHz)	Z _{if} -opt (Ω)	Z _{of} -opt (Ω)
30	71 + j 255	24.9 - j 6.8
100	7.7 + j 66.6	22.14 - j 4.33
500	3.19 + j 13.8	21.8 + j 9.94
1500	1.4 + j 0.16	9.31 + j 9.34
3000	3.1 - j 9.96	3.32 + j 1.2



ADVANCED: Data Sheets contain information regarding a product M/A-COM Technology Solutions is considering for development. Performance is based on target specifications, simulated results, and/or prototype measurements. Commitment to develop is not guaranteed.

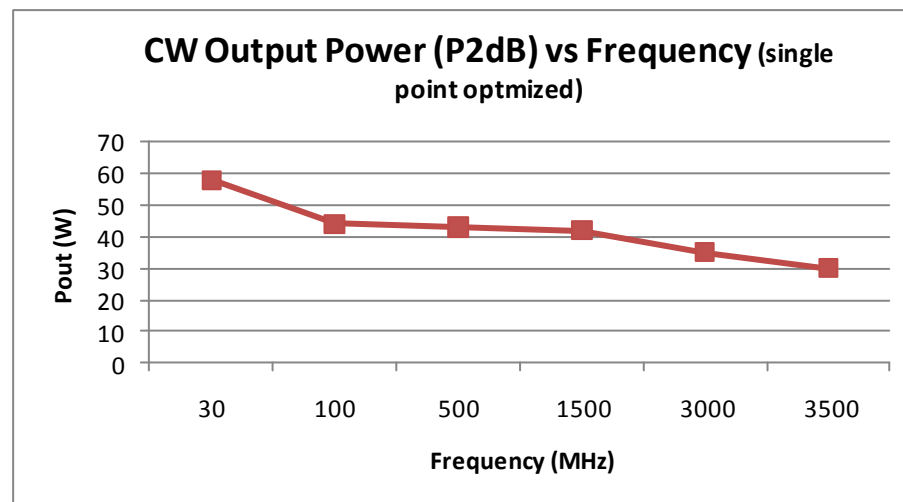
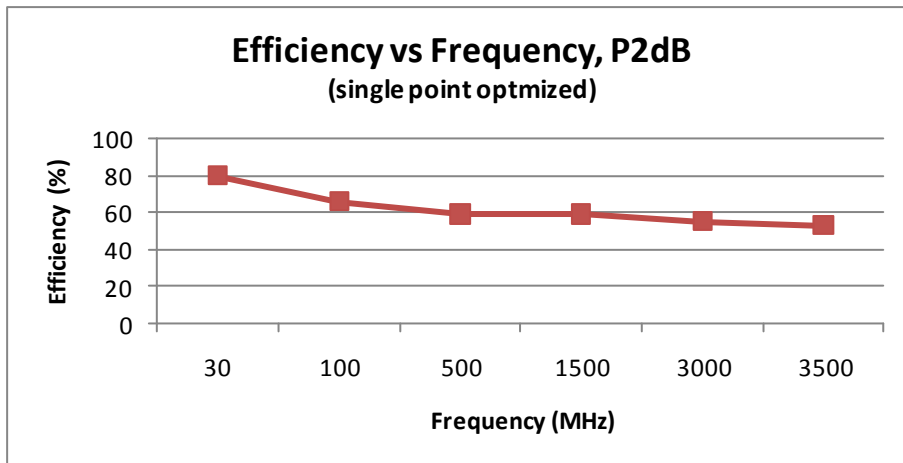
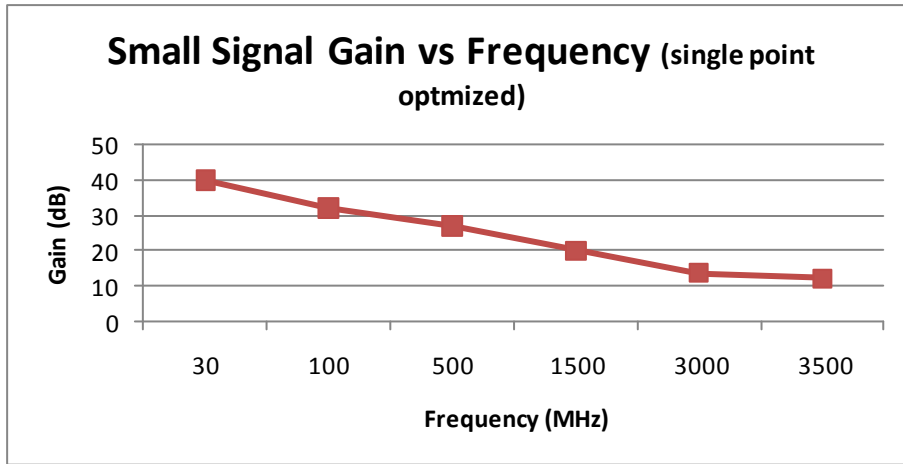
PRELIMINARY: Data Sheets contain information regarding a product M/A-COM Technology Solutions has under development. Performance is based on engineering tests. Specifications are typical. Mechanical outline has been fixed. Engineering samples and/or test data may be available. Commitment to produce in volume is not guaranteed.

- **North America** Tel: 800.366.2266 / Fax: 978.366.2266
 - **Europe** Tel: 44.1908.574.200 / Fax: 44.1908.574.300
 - **Asia/Pacific** Tel: 81.44.844.8296 / Fax: 81.44.844.8298
- Visit www.macomtech.com for additional data sheets and product information.

M/A-COM Technology Solutions and its affiliates reserve the right to make changes to the product(s) or information contained herein without notice.

GaN HEMT Power Transistor
30W CW, 30 MHz - 3.5 GHz

Production V1
10 Feb 12



ADVANCED: Data Sheets contain information regarding a product M/A-COM Technology Solutions is considering for development. Performance is based on target specifications, simulated results, and/or prototype measurements. Commitment to develop is not guaranteed.

PRELIMINARY: Data Sheets contain information regarding a product M/A-COM Technology Solutions has under development. Performance is based on engineering tests. Specifications are typical. Mechanical outline has been fixed. Engineering samples and/or test data may be available. Commitment to produce in volume is not guaranteed.

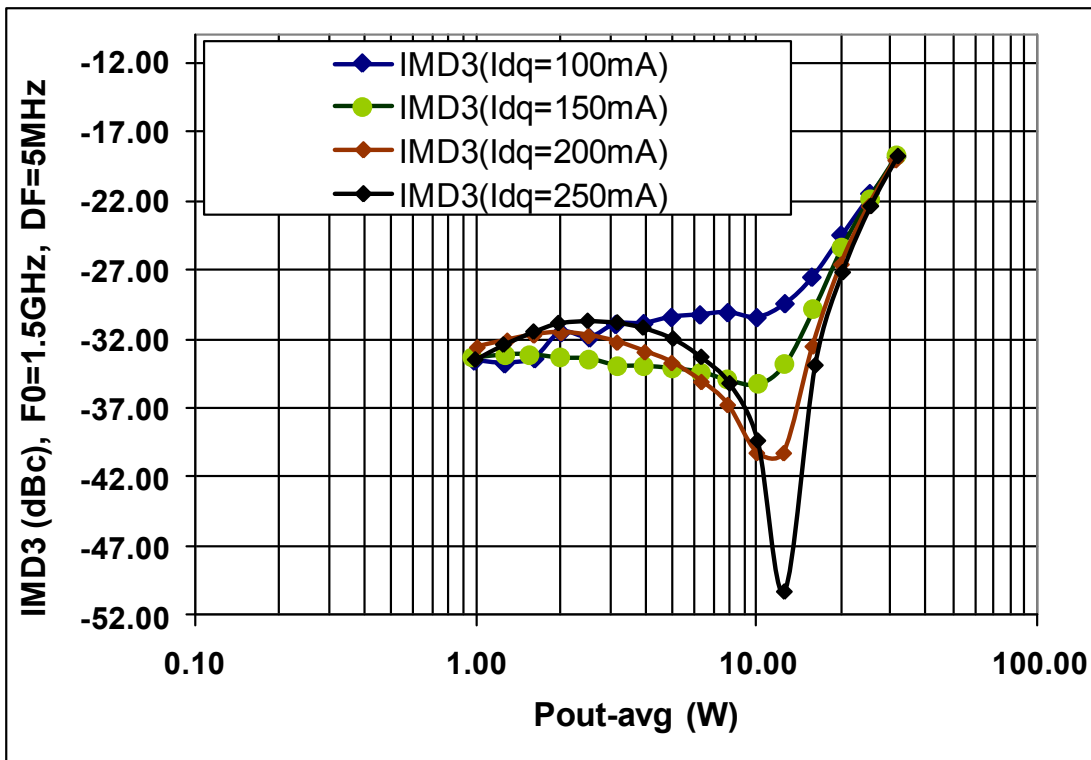
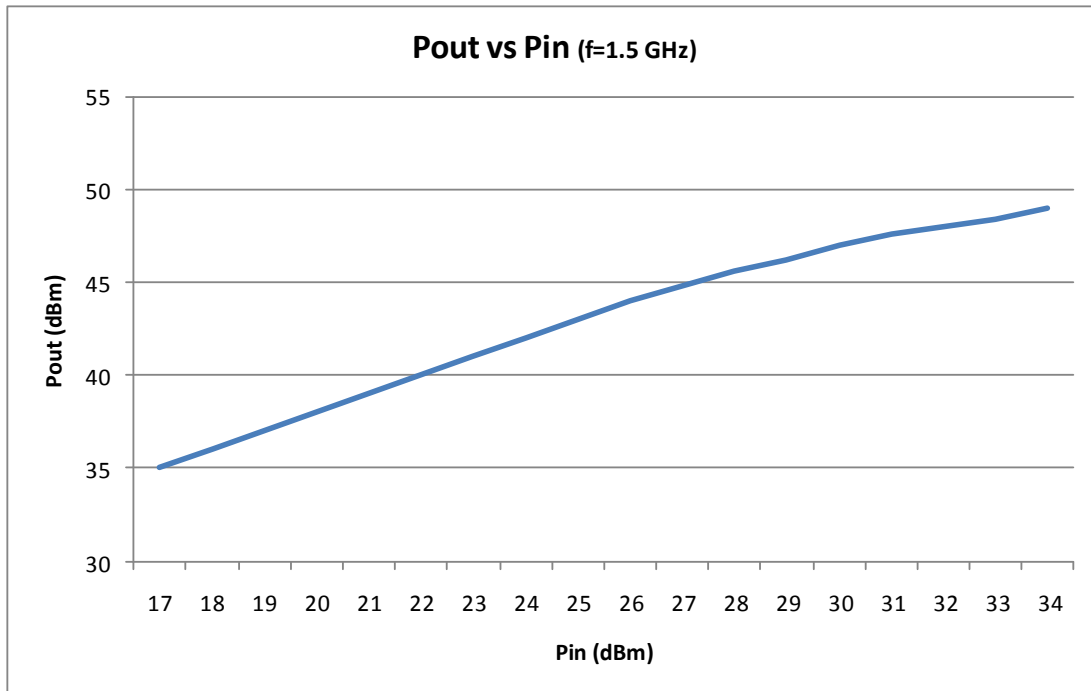
- **North America** Tel: 800.366.2266 / Fax: 978.366.2266
- **Europe** Tel: 44.1908.574.200 / Fax: 44.1908.574.300
- **Asia/Pacific** Tel: 81.44.844.8296 / Fax: 81.44.844.8298

Visit www.macomtech.com for additional data sheets and product information.

M/A-COM Technology Solutions and its affiliates reserve the right to make changes to the product(s) or information contained herein without notice.

GaN HEMT Power Transistor
30W CW, 30 MHz - 3.5 GHz

Production V1
10 Feb 12



ADVANCED: Data Sheets contain information regarding a product M/A-COM Technology Solutions is considering for development. Performance is based on target specifications, simulated results, and/or prototype measurements. Commitment to develop is not guaranteed.

PRELIMINARY: Data Sheets contain information regarding a product M/A-COM Technology Solutions has under development. Performance is based on engineering tests. Specifications are typical. Mechanical outline has been fixed. Engineering samples and/or test data may be available. Commitment to produce in volume is not guaranteed.

- **North America** Tel: 800.366.2266 / Fax: 978.366.2266
- **Europe** Tel: 44.1908.574.200 / Fax: 44.1908.574.300
- **Asia/Pacific** Tel: 81.44.844.8296 / Fax: 81.44.844.8298

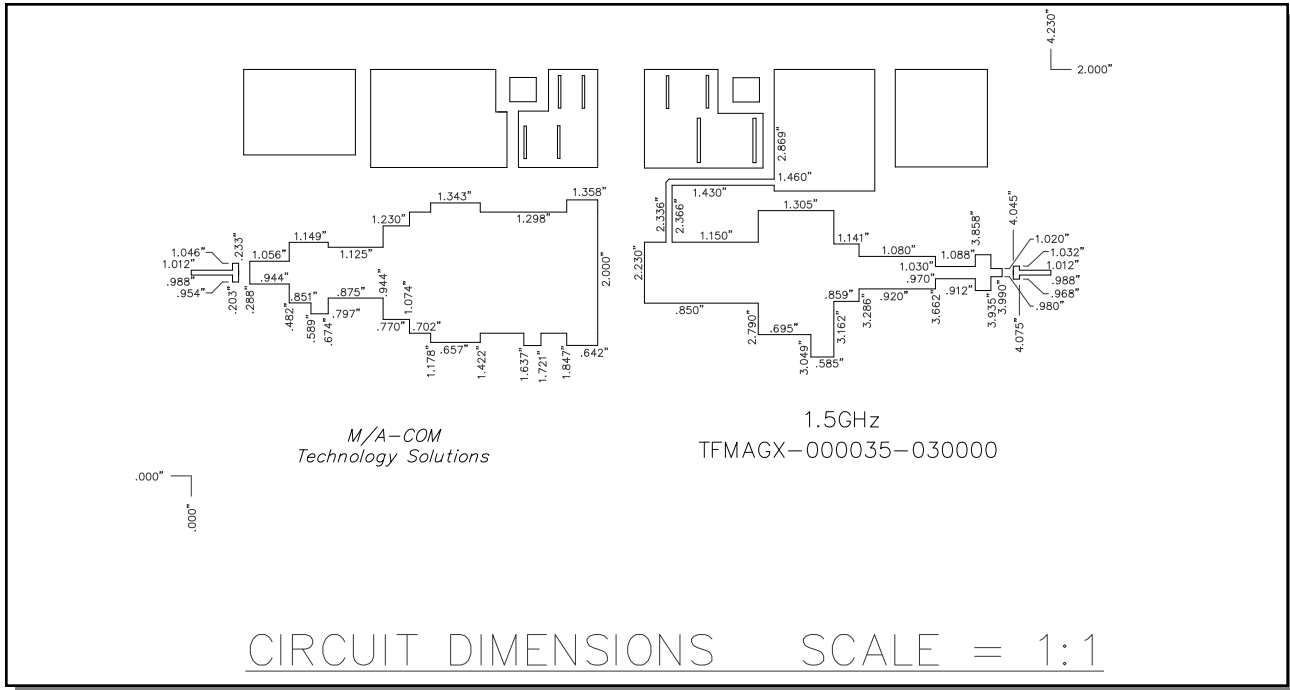
Visit www.macomtech.com for additional data sheets and product information.

M/A-COM Technology Solutions and its affiliates reserve the right to make changes to the product(s) or information contained herein without notice.

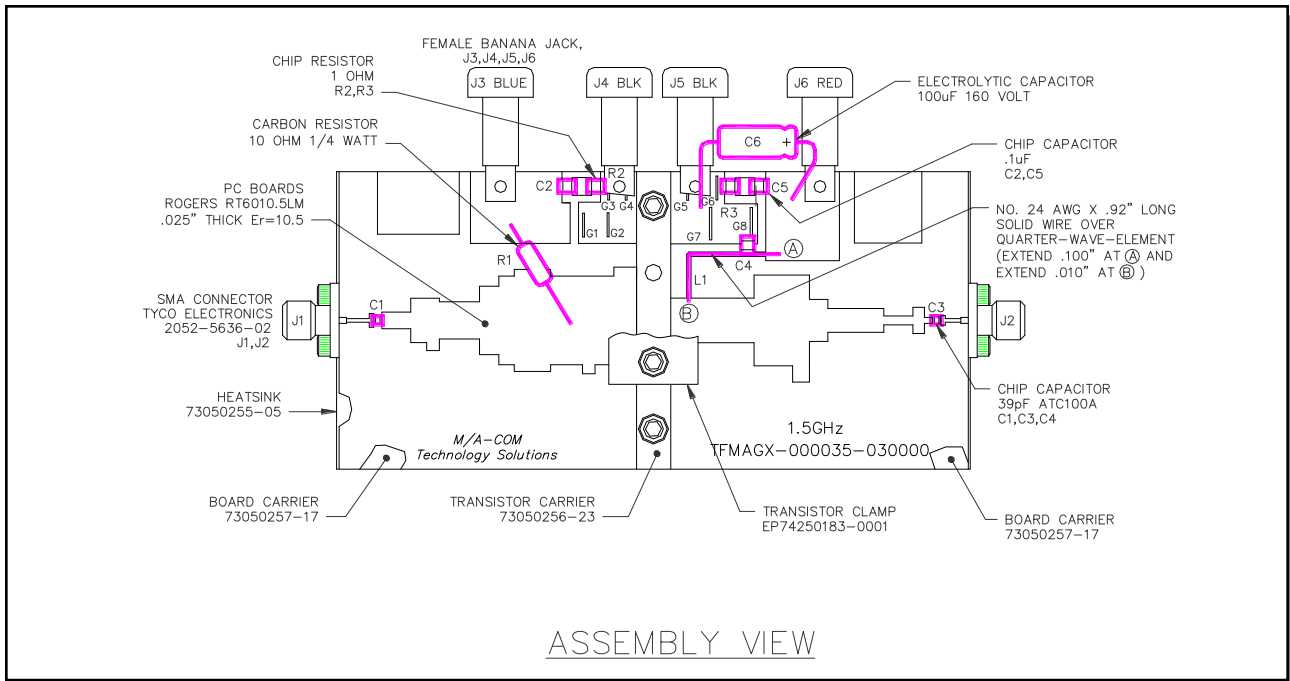
GaN HEMT Power Transistor
30W CW, 30 MHz - 3.5 GHz

Production V1
10 Feb 12

1.5 GHz Test Fixture Circuit Dimensions



1.5 GHz Test Fixture Assembly



ADVANCED: Data Sheets contain information regarding a product M/A-COM Technology Solutions is considering for development. Performance is based on target specifications, simulated results, and/or prototype measurements. Commitment to develop is not guaranteed.

PRELIMINARY: Data Sheets contain information regarding a product M/A-COM Technology Solutions has under development. Performance is based on engineering tests. Specifications are typical. Mechanical outline has been fixed. Engineering samples and/or test data may be available. Commitment to produce in volume is not guaranteed.

- **North America** Tel: 800.366.2266 / Fax: 978.366.2266
 - **Europe** Tel: 44.1908.574.200 / Fax: 44.1908.574.300
 - **Asia/Pacific** Tel: 81.44.844.8296 / Fax: 81.44.844.8298
- Visit www.macomtech.com for additional data sheets and product information.

M/A-COM Technology Solutions and its affiliates reserve the right to make changes to the product(s) or information contained herein without notice.

