

OUTPUT VOLTAGE/CURRENT RATINGS CHART

10/15/2001

HSU45 Series

SINGLE OUTPUT

MODEL NO.	MAIN VO1 ★@#	
	Typ.	Volt.
HSU45-10/(E)	9.0A	5.0V
HSU45-11	4.0A	12.0V
HSU45-11/(E)	3.7A	12.0V
HSU45-12/(E)	3.0A	15.0V
HSU45-13/(E)	2.0A	24.0V

(E) With gas-tube for safety purpose.

DUAL OUTPUT

MODEL NO.	MAIN VO1 ★@#		AUX. VO2 ◇●	
	Typ.	Volt.	Typ.	Volt.
HSU45-20	4.0A	5.0V	2.0A	12.0V
HSU45-21	2.0A	12.0V	1.5A	12.0V
HSU45-22	4.0A	5.0V	1.2A	15.0V
HSU45-23	1.5A	15.0V	1.5A	15.0V
HSU45-24	4.0A	5.0V	1.0A	24.0V
HSU45-25	1.0A	24.0V	1.0A	24.0V

TRIPLE OUTPUT

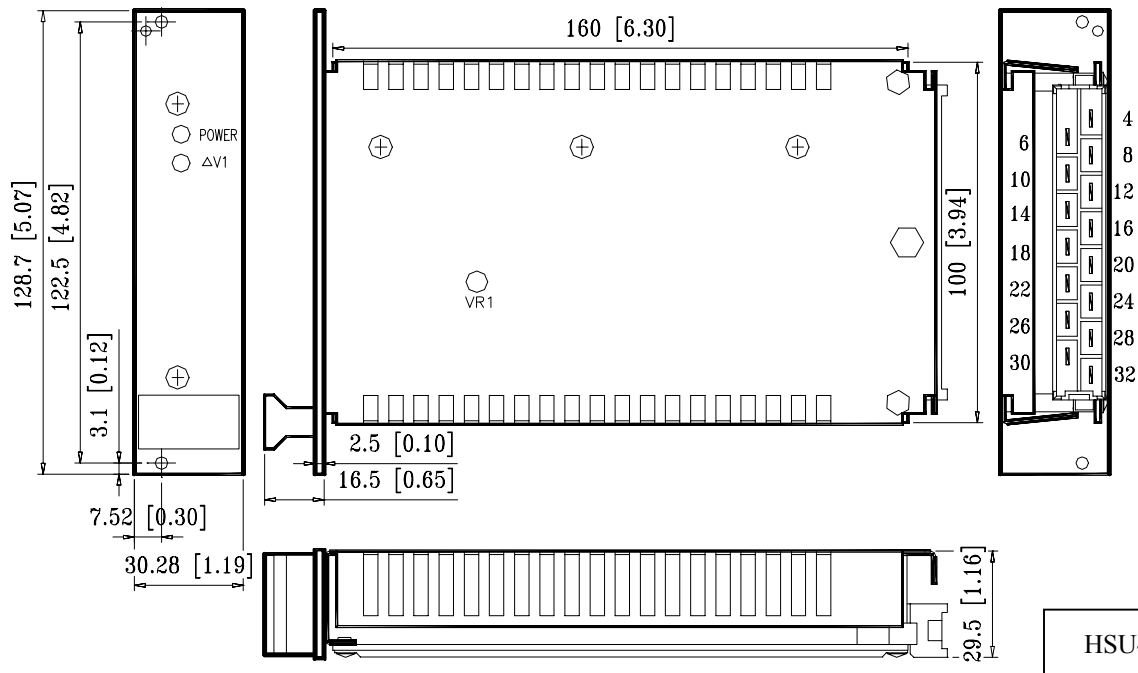
MODEL NO.	MAIN VO1 ★@#		AUX. VO2 ◇●		AUX. VO3 ◇●	
	Typ.	Volt.	Typ.	Volt.	Typ.	Volt.
HSU45-30	3.0A	5.0V	2.0A	12.0V	0.5A	5.0V
HSU45-31	3.0A	5.0V	2.0A	15.0V	0.5A	15.0V
HSU45-32	3.0A	5.0V	2.0A	12.0V	0.5A	12.0V
HSU45-33	3.0A	5.0V	1.0A	24.0V	0.5A	12.0V

Symbol: "★" OVP built-in. "@#" Adjustable. "#" Remote sensing. "▲" Magnetic Amplifier.

"●" Post Regulator. "◇" Floating (or isolated) output.

MECHANICAL DIMENSIONS: MM [INCHES]

WEIGHT: HSU45 537.0g (18.90 Oz.)



INPUT & OUTPUT CONNECTORS PIN ASSIGNMENTS

ASSIGNMENT	AC INPUT			SINGLE/DUAL/TRIPLE OUTPUT							ASSORTED SIGNAL			
	AC-L	AC-N	AC-G	+VO1	-VO1	+VO2	-VO2	+VO3	-VO3	NC	LOG. INH.	+S	-S	POWER FAIL
HSU45-1X	28	30	32	4,6	12,14	-	-	-	-	16,18,24,26	20	8	10	22
HSU45-2X	28	30	32	4	6	8	10	-	-	12,14,16,18,24,26	20	-	-	22
HSU45-3X	28	30	32	4,6,	8,10	12	14	16	18	24,26	20	-	-	22

Mating connector: DIN41612-H15 Female

OUTPUT VOLTAGE/CURRENT RATINGS CHART

10/15/2001

HSU60 Series

SINGLE OUTPUT

MODEL NO.	MAIN VO1 ★@# Typ. Volt.	
HSU60-10	12.0A	5.0V
HSU60-10B1	10.0A	6.0V
HSU60-11	5.0A	12.0V
HSU60-12	4.0A	15.0V
HSU60-13	2.5A	24.0V
HSU60-15	3.0A	19.0V

DUAL OUTPUT

MODEL NO.	MAIN VO1 ★@# Typ. Volt.	AUX. VO2 ◇▲ Typ. Volt.
HSU60-20	5.0A	5.0V
HSU60-21	2.5A	12.0V
HSU60-22	5.0A	5.0V
HSU60-23	2.0A	15.0V
HSU60-24	5.0A	5.0V
HSU60-25	1.4A	24.0V

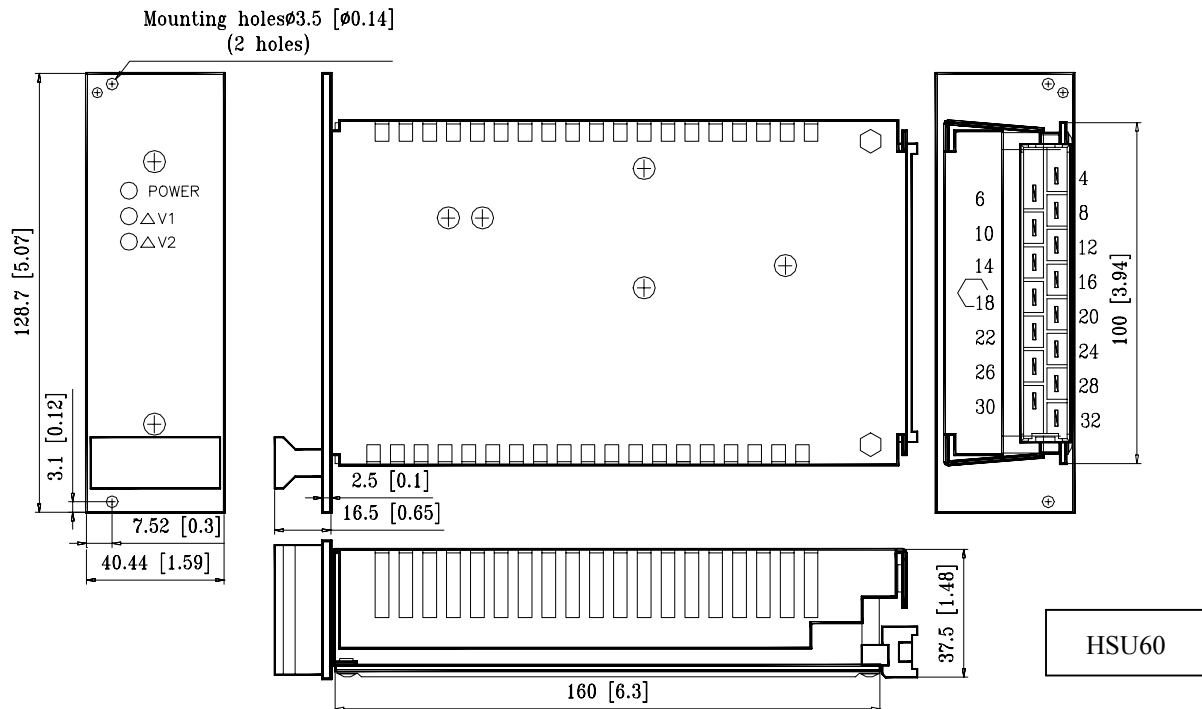
TRIPLE OUTPUT

MODEL NO.	MAIN VO1 ★@# Typ. Volt.	AUX. VO2 ◇▲ Typ. Volt.	AUX. VO3 ◇● Typ. Volt.
HSU60-30	5.0A	5.0V	1.0A 5.0V
HSU60-31	5.0A	5.0V	0.5A 15.0V
HSU60-32	5.0A	5.0V	0.5A 12.0V
HSU60-33	5.0A	5.0V	0.5A 12.0V

Symbol: "★" OVP built-in. "@#" Adjustable. "#" Remote sensing. "▲" Magnetic Amplifier.
 "●" Post Regulator. "◇" Floating(or isolated) output.

MECHANICAL DIMENSIONS: MM [INCHES]

WEIGHT: HSU60 707.0g (24.94 Oz.)



INPUT & OUTPUT CONNECTORS PIN ASSIGNMENTS

ASSIGNMENT	AC INPUT			SINGLE/DUAL/TRIPLE OUTPUT						ASSORTED SIGNAL				
	AC-L	AC-N	AC-G	+VO1	-VO1	+VO2	-VO2	+VO3	-VO3	NC	LOG. INH.	+S	-S	POWER FAIL
HSU60-1X	28	30	32	4,6	12,14	-	-	-	-	16,18,24,26	20	8	10	22
HSU60-2X	28	30	32	4	6	8	10	-	-	12,14,16,18,24,26	20	-	-	22
HSU60-3X	28	30	32	4,6	8,10	12	14	16	18	24,26	20	-	-	22

Mating connector: DIN41612-H15 Female

OUTPUT VOLTAGE/CURRENT RATINGS CHART

10/15/2001

HSU100 Series

SINGLE OUTPUT

MODEL NO.	MAIN VO1 ★@# Typ. Volt.	
HSU100-10	20.0A	5.0V
HSU100-11	8.0A	12.0V
HSU100-12	7.0A	15.0V
HSU100-13	4.2A	24.0V
HSU100-16	3.6A	28.0V
HSU100-18	2.0A	48.0V

DUAL OUTPUT

MODEL NO.	MAIN VO1 ★@# Typ. Volt.	AUX. VO2 ◇▲ Typ. Volt.
HSU100-20	8.0A 5.0V	5.0A 12.0V
HSU100-21	4.2A 12.0V	4.2A 12.0V
HSU100-22	8.0A 5.0V	4.0A 15.0V
HSU100-23	3.4A 15.0V	3.4A 15.0V
HSU100-24	8.0A 5.0V	2.5A 24.0V
HSU100-25	2.1A 24.0V	2.1A 24.0V
HSU100-26E	8.0A 12.0V	0.5A 24.0V

TRIPLE OUTPUT

MODEL NO.	MAIN VO1 ★@# Typ. Volt.	AUX. VO2 ◇▲ Typ. Volt.	AUX. VO3 ◇● Typ. Volt.
HSU100-30	7.0A 5.0V	5.0A 12.0V	1.0A 5.0V
HSU100-31	6.0A 5.0V	4.0A 15.0V	0.6A 15.0V
HSU100-32	7.0A 5.0V	5.0A 12.0V	0.5A 12.0V
HSU100-33	7.0A 5.0V	2.5A 24.0V	0.5A 12.0V

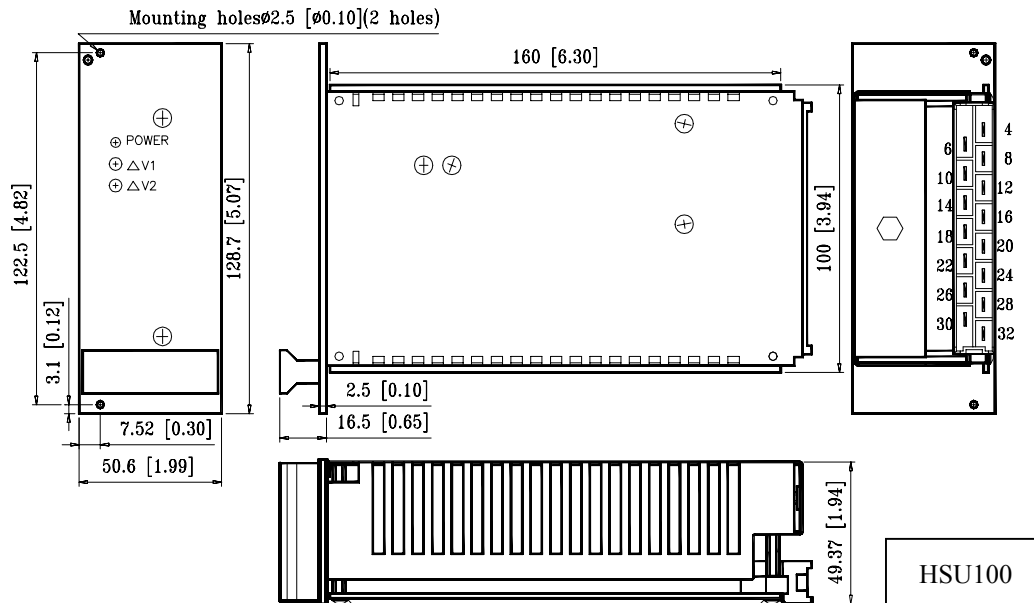
QUAD OUTPUT

MODEL NO.	MAIN VO1 ★@# Typ. Volt.	AUX. VO2 ■† Typ. Volt.	AUX. VO3 ◇● Typ. Volt.	AUX. VO4 ◇● Typ. Volt.
HSU100-48	4.0A 12.0V	2.0A 24.0V	0.5A 12.0V	0.5A 12.0V
HSU100Q-050MII	10.0A 5.0V	1.0A 24.0V	1.0A 12.0V	1.0A 12.0V
HSU100Q-050QII	10.0A 5.0V	1.0A 48.0V	0.5A 12.0V	0.5A 12.0V

Symbol: "★" OVP built-in. "@#" Adjustable. "#" Remote sensing. "▲" Magnetic Amplifier. "●" Post Regulator. "†" Stacked on main output.
 "◇" Floating(or isolated) output. "■" Couple common choke.

MECHANICAL DIMENSIONS: MM [INCHES]

WEIGHT: HSU100 943.0g (33.6 Oz.)



INPUT & OUTPUT CONNECTORS PIN ASSIGNMENTS

ASSIGNMENT	AC INPUT			SINGLE/DUAL/TRIPLE/QUAD OUTPUT								ASSORTED SIGNAL				
	AC-L	AC-N	AC-G	+VO1	-VO1	+VO2	-VO2	+VO3	-VO3	+VO4	-VO4	NC	LOG. INH.	+S	-S	POWER FAIL
HSU100-1X	28	30	32	4,6	12,14	-	-	-	-	-	-	16,18,24,26	20	8	10	22
HSU100-2X	28	30	32	4	6	8	10	-	-	-	-	12,14,16,18,24,26	20	-	-	22
HSU100-3X	28	30	32	4,6,	8,10	12	14	16	18	-	-	24,26	20	-	-	22
HSU100-4X	28	30	32	4	-	10	-	12	14	16	18	6,8,20,22,24	-	-	-	-

Mating connector: DIN41612-H15 Female