



# Frontier Electronics Corp.

667 E. COCHRAN STREET, SIMI VALLEY, CA 93065

TEL: (805) 522-9998 FAX: (805) 522-9989

E-mail: [frontiersales@frontierusa.com](mailto:frontiersales@frontierusa.com)

Web: <http://www.frontierusa.com>

## 2A GLASS PASSIVATED BRIDGE RECTIFIER

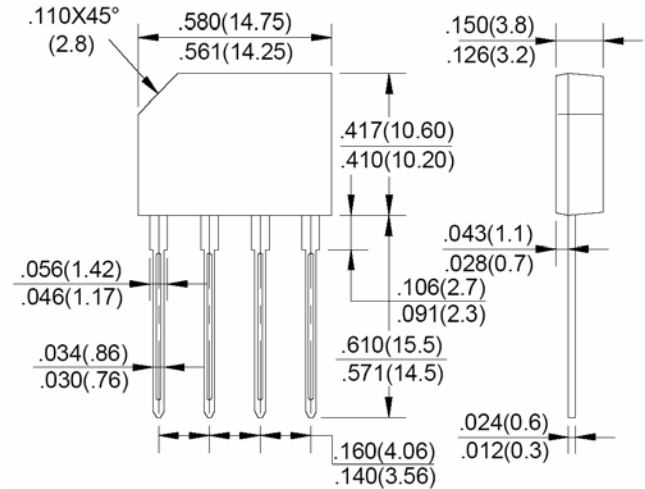
### KBP2005G THRU KBP210G

#### FEATURES

- GLASS PASSIVATED DIE CONSTRUCTION
- LOW FORWARD VOLTAGE DROP
- HIGH CURRENT CAPABILITY
- HIGH SURGE CURRENT CAPABILITY
- HIGH RELIABILITY
- IDEAL FOR PRINTED CIRCUIT BOARDS

#### MECHANICAL DATA

- CASE: MOLDED PLASTIC, DIMENSIONS IN INCHES AND (MILLIMETERS)
- TERMINALS: PLATED LEADS SOLDERABLE PER MIL-STD-202 METHOD 208
- POLARITY: AS MARKED ON BODY
- MOUNTING POSITION: ANY



MAXIMUM RATINGS AND ELECTRICAL CHARACTERISTICS RATINGS AT 25°C AMBIENT TEMPERATURE UNLESS OTHERWISE SPECIFIED SINGLE PHASE, HALF WAVE, 60 HZ, RESISTIVE OR INDUCTIVE LOAD FOR CAPACITIVE LOAD, DERATE CURRENT BY 20%

RATINGS	SYMBOL	KBP2005G	KBP201G	KBP202G	KBP204G	KBP206G	KBP208G	KBP210G	UNITS
MAXIMUM RECURRENT PEAK REVERSE VOLTAGE	$V_{RRM}$	50	100	200	400	600	800	1000	V
MAXIMUM RMS VOLTAGE	$V_{RMS}$	35	70	140	280	420	560	700	V
MAXIMUM DC BLOCKING VOLTAGE	$V_{DC}$	50	100	200	400	600	800	1000	V
MAXIMUM AVERAGE FORWARD RECTIFIED OUTPUT CURRENT AT 40°C T <sub>A</sub> (NOTE 1)	$I_O$	2.0							A
PEAK FORWARD SURGE CURRENT, 8.3ms SINGLE HALF SINE-WAVE SUPERIMPOSED ON RATED LOAD	$I_{FSM}$	40							A
STORAGE TEMPERATURE RANGE	$T_{STG}$	- 55 TO + 150							°C
OPERATING TEMPERATURE RANGE	$T_{OP}$	- 55 TO + 150							°C

#### ELECTRICAL CHARACTERISTICS (A<sub>T</sub> T<sub>A</sub> =25°C UNLESS OTHERWISE NOTED)

CHARACTERISTICS	SYMBOL	KBP2005G	KBP201G	KBP202G	KBP204G	KBP206G	KBP208G	KBP210G	UNITS
MAXIMUM FORWARD VOLTAGE DROP PER BRIDGE ELEMENT AT 2.0A PEAK	$V_F$	1.1							V
MAXIMUM REVERSE CURRENT AT RATED DC BLOCKING VOLTAGE PER ELEMENT	$I_R$	10							μA

NOTE: 1. LEADS MAINTAINED AT AMBIENT TEMPERATURE AT A DISTANCE OF 9.5 mm FORM THE CASE.

# RATINGS AND CHARACTERISTIC CURVES KBP2005G THRU KBP210G

FIG. 1 - FORWARD CURRENT DERATING CURVE FOR

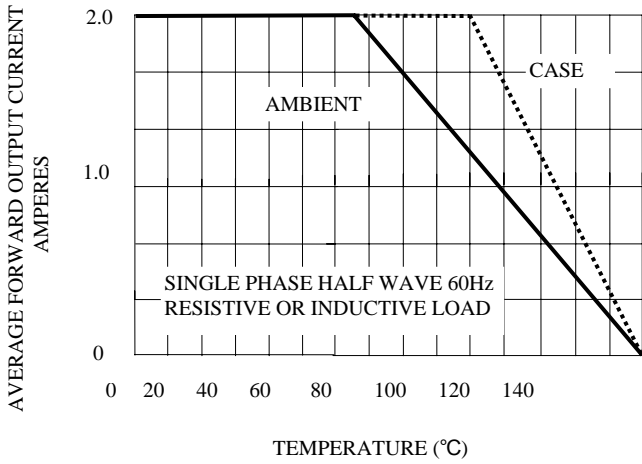


FIG. 2 - MAXIMUM NON-REPETITIVE SURGE CURRENT

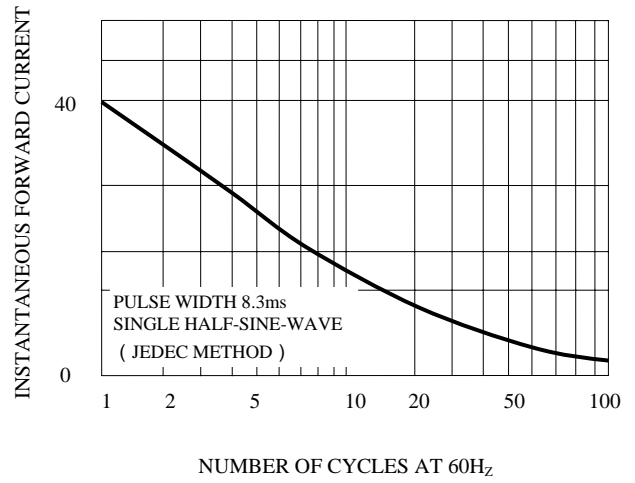


FIG. 3 - TYPICAL FORWARD CHARACTERISTICS

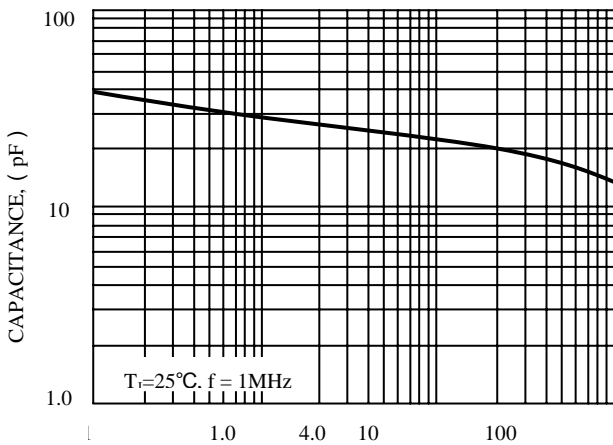


FIG. 4 - TYPICAL FORWARD CHARACTERISTICS

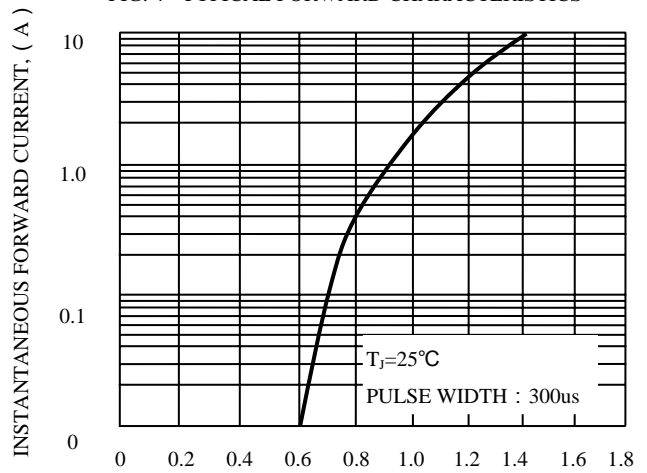


FIG. 5 - TYPICAL REVERSE CHARACTERISTICS

