


YX Foil Type Polyester Film Capacitor series (Standard type, Coating with Clear-yellow Resin)

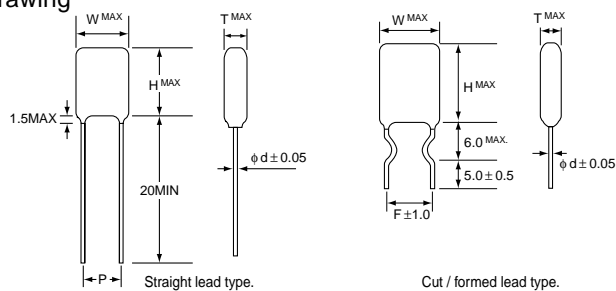
- Inductive construction, using a dielectric of polyester film together with aluminum foil.
- Coated with epoxy resin for superior heat resistance, humidity resistance and solvent resistance.
- Suited for use in commercial and industrial applications.
- Available for automatic insertion systems.



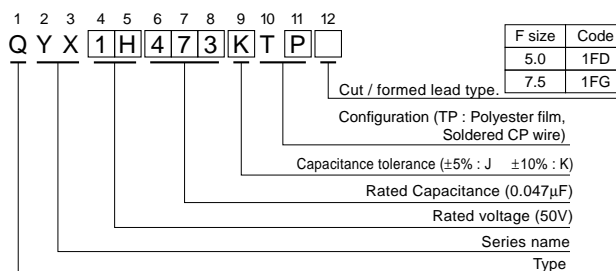
Specifications

Item	Performance Characteristics
Category Temperature Range	-40 ~ +85°C
Rated Voltage	50, 100V.D.C.
Rated Capacitance Range	0.001~ 0.47μF
Capacitance Tolerance	±5% (J), ±10% (K)
Dielectric Loss Tangent	0.8% or less (at 1kHz 20°C)
Insulation Resistance	30,000 MΩ or more
Withstand Voltage	Between Terminals : Rated Voltage × 250%, 1 ~ 5 secs. Between Terminals and Coverage: Rated Voltage × 200%, 1 ~ 5 secs.
Encapsulation	Epoxy resin

Drawing



Type numbering system (Example : 50V 0.047μF)



Dimensions

Unit : mm

Cap. (μF)	V (Code) Code	50VDC (1H)							100VDC (2A)					
		T	W	H	d	P	F	T	W	H	d	P	F	
0.001	102	2.5	5.0	7.0	0.5	3.5 ± 0.75	5.0	2.8	5.5	10.0	0.5	3.5 ^{+1.0} _{-0.8}	5.0	
0.0012	122	2.5	5.0	7.0	0.5	3.5	5.0	2.8	5.5	10.5	0.5	3.5	5.0	
0.0015	152	2.5	5.0	7.0	0.5	3.5	5.0	2.8	5.5	10.5	0.5	3.5	5.0	
0.0018	182	2.5	5.5	7.0	0.5	3.5	5.0	2.8	5.5	10.5	0.5	3.5	5.0	
0.0022	222	3.0	5.5	7.0	0.5	3.5	5.0	2.8	5.5	10.5	0.5	3.5	5.0	
0.0027	272	3.0	5.5	7.0	0.5	3.5	5.0	2.8	5.5	10.5	0.5	3.5	5.0	
0.0033	332	3.0	5.5	7.0	0.5	3.5	5.0	2.8	5.5	10.5	0.5	3.5	5.0	
0.0039	392	3.0	5.5	7.0	0.5	3.5	5.0	2.8	5.5	10.5	0.5	3.5	5.0	
0.0047	472	3.0	6.0	7.0	0.5	3.5	5.0	2.8	5.5	10.5	0.5	3.5	5.0	
0.0056	562	3.0	6.0	7.0	0.5	3.5	5.0	2.8	6.0	10.5	0.5	5.0 ± 1.0	5.0	
0.0068	682	3.0	6.0	7.0	0.5	3.5	5.0	2.8	6.0	10.5	0.5	5.0	5.0	
0.0082	822	3.0	6.0	7.0	0.5	3.5	5.0	3.0	6.5	10.5	0.5	5.0	5.0	
0.01	103	3.0	6.0	7.0	0.5	3.5	5.0	3.0	6.5	10.5	0.5	5.0	5.0	
0.012	123	3.5	6.0	7.0	0.5	3.5	5.0	3.0	6.5	11.5	0.5	5.0	5.0	
0.015	153	3.5	6.0	8.5	0.5	3.5	5.0	3.0	6.5	11.5	0.5	5.0	5.0	
0.018	183	3.5	6.5	8.5	0.5	3.5	5.0	3.5	6.5	11.5	0.5	5.0	5.0	
0.022	223	3.5	6.5	9.0	0.5	3.5	5.0	3.5	7.0	11.5	0.5	5.0	5.0	
0.027	273	3.5	6.5	9.0	0.5	3.5	5.0	3.5	7.5	11.5	0.5	5.0	5.0	
0.033	333	4.0	7.0	9.0	0.5	3.5	5.0	3.5	7.5	11.5	0.5	5.0	5.0	
0.039	393	4.0	7.0	9.0	0.5	3.5	5.0	4.5	8.5	12.5	0.5	5.0	5.0	
0.047	473	4.5	7.5	9.5	0.5	5.0 ± 1.0	5.0	4.5	8.5	12.5	0.5	5.0	5.0	
0.056	563	4.5	7.5	9.5	0.5	5.0	5.0	4.5	9.5	12.5	0.5	7.5 ^{+1.0} _{-1.2}	7.5	
0.068	683	4.5	8.0	9.5	0.5	5.0	5.0	4.5	9.5	12.5	0.5	7.5	7.5	
0.082	823	5.5	8.0	9.5	0.5	5.0	5.0	5.5	11.0	12.5	0.5	7.5	7.5	
0.1	104	5.5	9.0	10.5	0.5	5.0	5.0	5.5	11.0	12.5	0.5	7.5	7.5	
0.12	124	5.5	9.0	10.5	0.5	5.0	5.0	6.0	12.5	14.0	0.5	10.0 ^{+1.0} _{-1.2}	7.5	
0.15	154	6.5	10.0	12.0	0.5	5.0	5.0	6.0	12.5	14.0	0.5	10.0	7.5	
0.18	184	6.5	10.5	12.0	0.5	5.0	5.0	7.0	14.0	14.0	0.5	10.0	7.5	
0.22	224	6.5	11.0	12.0	0.5	7.5 ^{+1.0} _{-1.2}	7.5	7.0	14.0	14.0	0.5	10.0	7.5	
0.27	274	8.0	12.5	14.5	0.6	7.5	7.5	8.0	14.5	17.0	0.6	10.0	7.5	
0.33	334	8.0	12.5	14.5	0.6	7.5	7.5	8.0	14.5	17.0	0.6	10.0	7.5	
0.39	394	9.5	14.0	15.0	0.6	7.5	7.5	9.5	16.5	17.0	0.6	10.0	7.5	
0.47	474	9.5	14.0	15.0	0.6	7.5	7.5	9.5	16.5	17.0	0.6	10.0	7.5	

F : lead pitch for cut / formed lead wires.